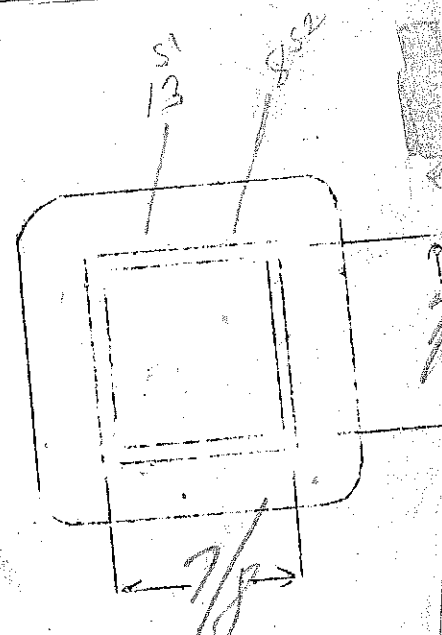

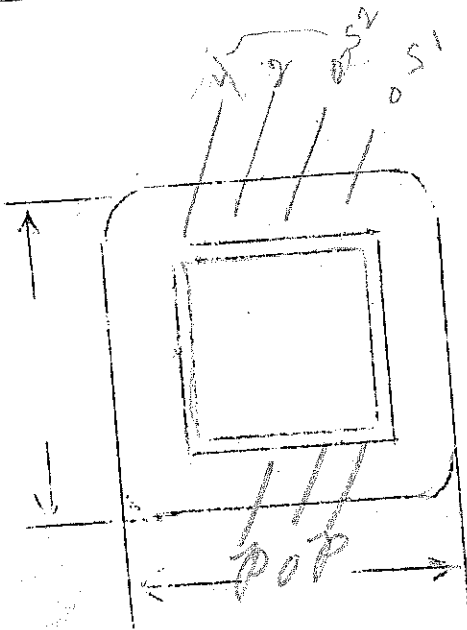


PP6F6(14000) to 2, 4, 8, Ω
and separate 13 Ω winding

SPEC. NO.

2500


	Continuation						
Winding	PRI	SEC ₁	SEC ₂	4.8			
Turns	3500	108	42	42			
Taps	1750			18			
Wind. Lgth.	1 1/16	1 1/16					
Wire Size	#36	23	#20	#22			
T.P.L.	175-20	3L.	1 1/2	1 1/2			
Kind Term.	SLB	WIRE	ONL				
Term. Lgth.	3	3	3				
Layer Insul.	20#						
Wrapper	2L005GA	2L005GA		2L005GA			
TUBE	42007				IMPREGNATION	VARNISH	
CURE	7/8 x 7/8	2x2					



5000 Ω to 5.45 Ω matching

SPEC. NO. 2501

Winding	PRI	SEC					
Turns	3000	100					
Taps							
Wind. Lgth.	$1\frac{1}{6}$	$1\frac{1}{6}$					
Wire Size	#35	#21					
T.P.L.	154-20	26-4					
Kind Term.	SILICA	WIRE ONLY					
Term. Lgth.	3"	3"					
Layer Insul.	20#	40#					
Wrapper	2L0056A	2L0056A					
TUBE	7L007		IMPREGNATION		VARNISH		
CURE	$7/8 \times 7/8$	2x2					




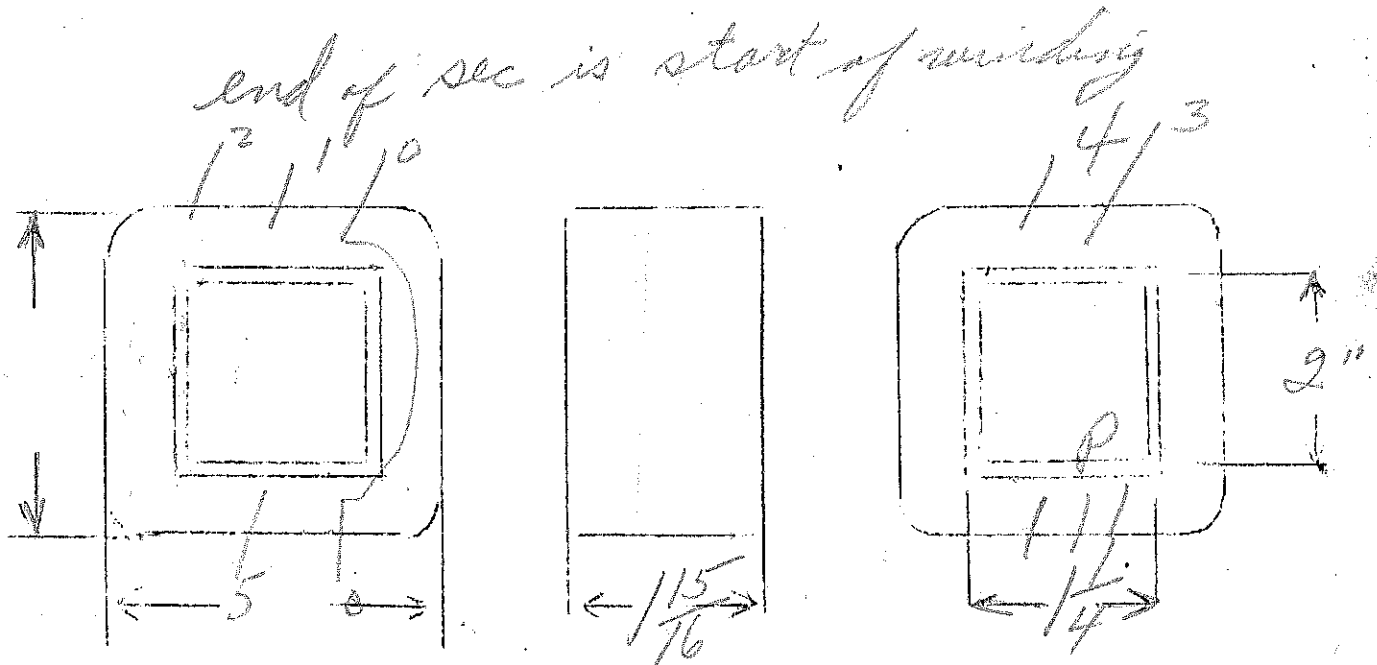
PP Par. 6L6 to 3-6-9-15-500 Ω

2000 Ω p-p

SPEC. NO.

2502

Continued						
Winding	PRI	SEC				
Turns	1400	584	43	22	54	
Taps	700	—	28	—	—	
Wind. Lgth.	1 $\frac{11}{16}$	1 $\frac{11}{16}$				
Wire Size	#27	#26	#20	#18	#16	
T.P.L.	100-14	100-	,			
Kind Term.	sl Br	sl Br	WIRE ONLY			
Term. Lgth.	3"	3"	3"	3"	3"	
Layer Insul.	double 16	double 16		007 Kraft		
Wrapper	21007VC	21007GA			21007BA	
TUBE	72007		IMPREGNATION		VARNISH	
CURE	1 $\frac{1}{4}$ " X 2" — 1/2 26 Ω dec 1/2 29 Ω 2x2					



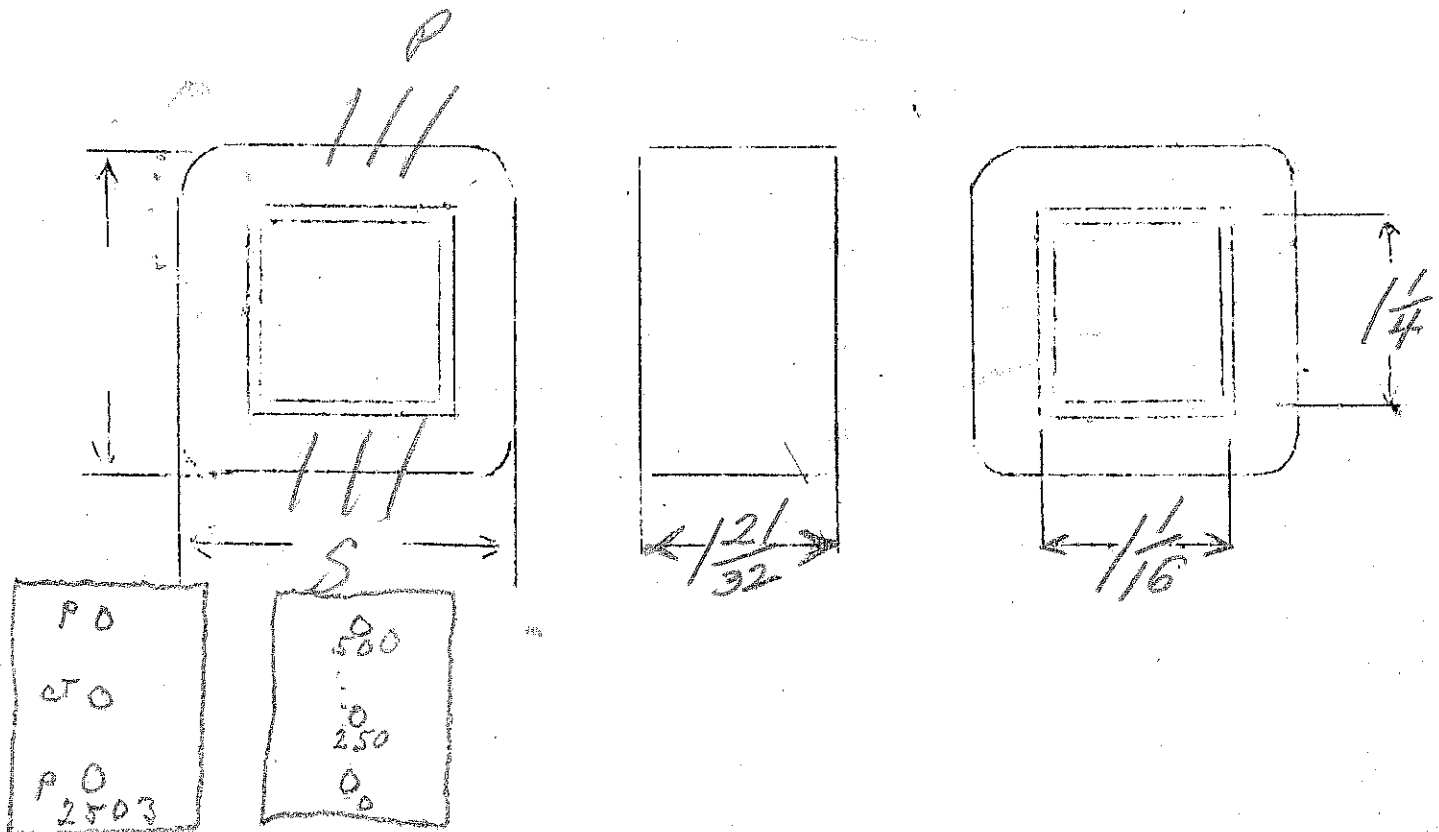
PP 250 to 250 and 500

DC res each by not more than 75Ω

Pri 6000Ω - self bias

SPEC. NO. 2503

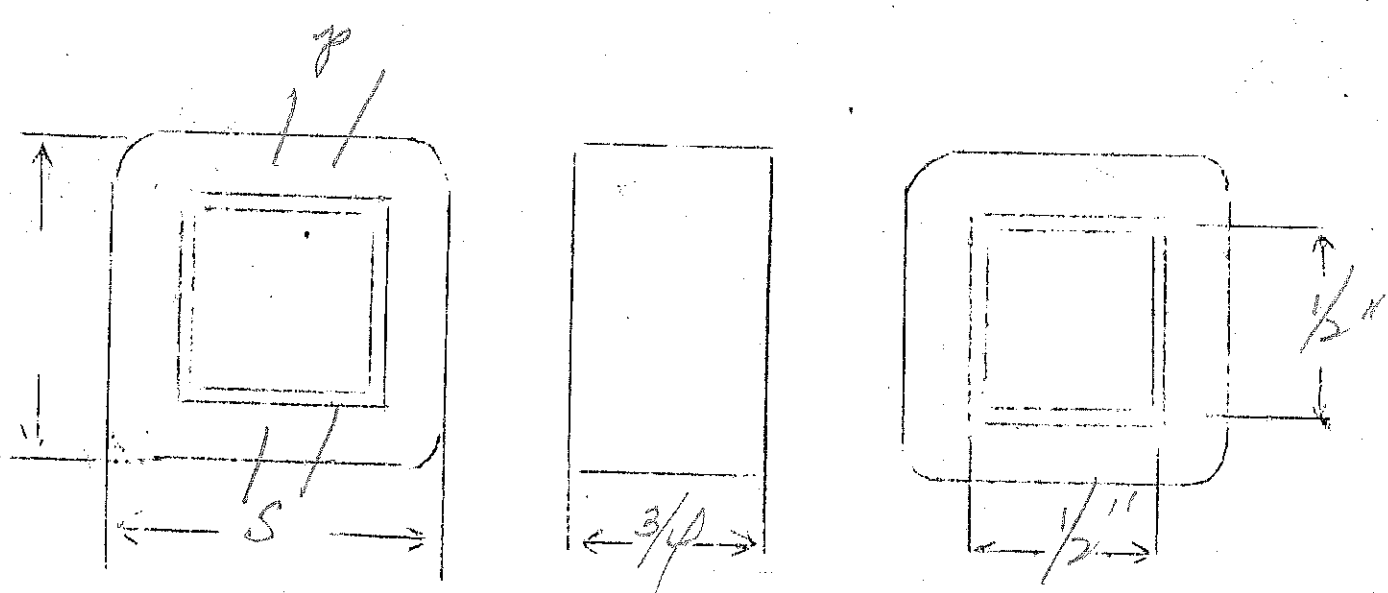
Winding	PRI	SEC					
Turns	3200	935					
Taps	1600	660					
Wind. Lgth.	1 $\frac{15}{32}$	1 $\frac{15}{32}$					
Wire Size	30	#28					
T.P.L.	124-26	98-8					
Kind Term.	silver	Brass					
Term. Lgth.	3"	3"					
Layer Insul.	30#	30#					
Wrapper	1200VC	21005BA					
TUBE	72007		IMPREGNATION		VARNISH		
CURE	1 $\frac{1}{16}$ x 1 $\frac{1}{4}$	2x2	1/2 24 ga.		1/2 29 ga.		



2 Ω to 100,000 Ω

SPEC. NO. 2505

Winding	PA1	SEC					
Turns	5600	8					
Taps	—	—					
Wind. Lgth.	5/8	5/8					
Wire Size	#41	15					
T.P.L.	200-28						
Kind Term.	516	W1B5 ONLT					
Term. Lgth.	3	3					
Layer Insul.	12#						
Wrapper	210056A	210056A					
TUBE	4L007		IMPREGNATION		WAX		
CURE	1/2 x 1/2	2 x 2					



40 watts capacity

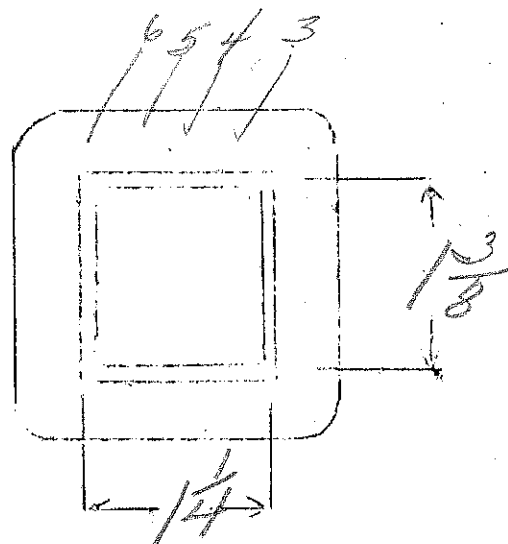

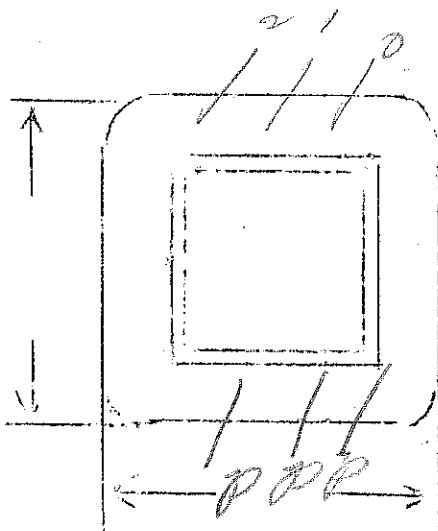
PP6L6 to 1.5-3-6-9-15

Pr - 6000 Ω P.P

SPEC. NO.

2506

Winding	PRV	SEC				
Turns	3200	51	51	60		
Taps	1600		30	25		
Wind. Lgth.	1.75					
Wire Size	#30	#17	#18	#20		
T.P.L.	147-22					
Kind Term.	Sil Br	WIRE ONLY				
Term. Lgth.	3"	3"	3"	3"		
Layer Insul.	3#	Kraft				
Wrapper	20076A			20076A		
TUBE	7L007	IMPREGNATION			VARNISH	
CURE	1/4 x 1 3/8	2x2	1/2 dynamo	1/2 29.6a		



PP6L6 to tweeter

Pri 8000 Ω

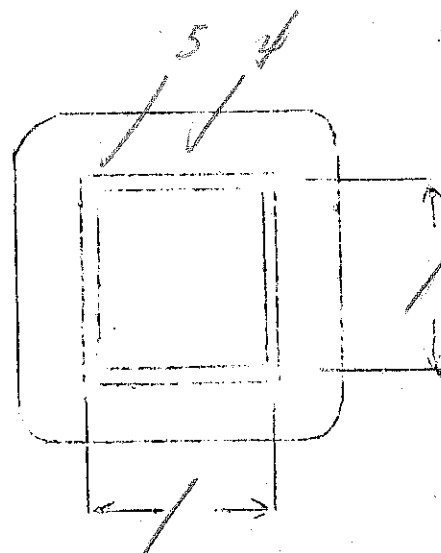


Sec 9-12-15-18 Ω

SPEC. NO.

2507

Winding	PRI	SEC					
Turns	1150	154					
Taps	—	140-126-109					
Wind. Lgth.	5/16	7/16					
Wire Size	#33	#22					
T.P.L.	36-32						
Kind Term.	Sil Br	WIRE ONLY					
Term. Lgth.	3'	3"					
Layer Insul.	30#						
Wrapper	210056A	210056A					
TUBE	7K007		IMPREGNATION	VARNISH			
CURE	1/1X1	(1X1) slack 29/30 B Grade					

two pri, one sec winding




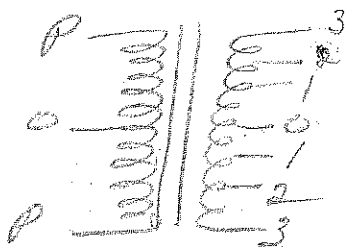



PP646 to PP845AB or PP203A Class B

Ratio P-S = 3.2 step down
1.21 step down
1.2 step up

SPEC. NO. 2508

Winding	PRI	SEC				
Turns	2200	2600 2400 2200				
Taps	1100	1650 1300				
Wind. Lgth.	15/8	950 500 400				
Wire Size	#29	#30				
T.P.L.	124-18	136				
Kind Term.	WIRE ONLY					
Term. Lgth.	4"	4"				
Layer Insul.	double 16					
Wrapper	2607VC	2607VC 50095A				
TUBE	106007		IMPREGNATION		Varnish	
CURE	14X 13/8	2X2 1/2 29		26		

Finish for 1000 V - 2607VC + 160100A small
lead positions optional

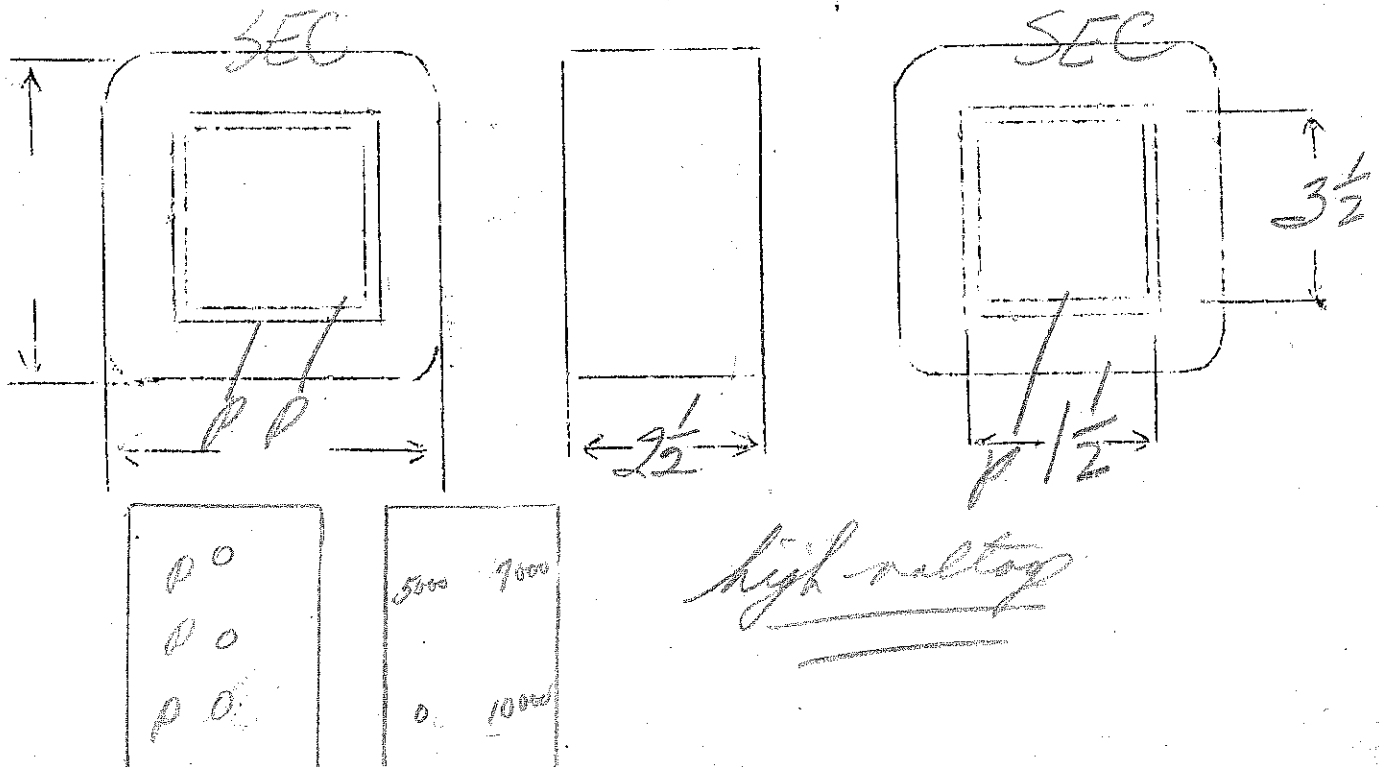


PP 845 to 5300 7000 10000 - 300 Ma
 or
 PP 203A class B 500 watt - no dc in sec.
 8800 Ω p-p

SPEC. NO.

2509

Winding	PRI	SEC					
Turns	2160	2280					
Taps	1080	1920					
		1680					
Wind. Lgth.	2 $\frac{1}{4}$	2 $\frac{1}{4}$					
Wire Size	#26	#26					
T.P.L.	120-18	120-19					
Kind Term.	WIRE ONLY						
Term. Lgth.	6"	6"					
Layer Insul.	double	double					
	30#	30#					
Wrapper	31007VC	21007VC					
		21005GA					
TUBE	10L007+2L007VC		IMPREGNATION		VARNISH		
CURE	1 $\frac{1}{2}$ x 3 $\frac{1}{2}$ dynamo grade 4x4						



15,000 to 500 ohm
 Primary mid-tap 40 ma ea side
 200 ma sec dc.

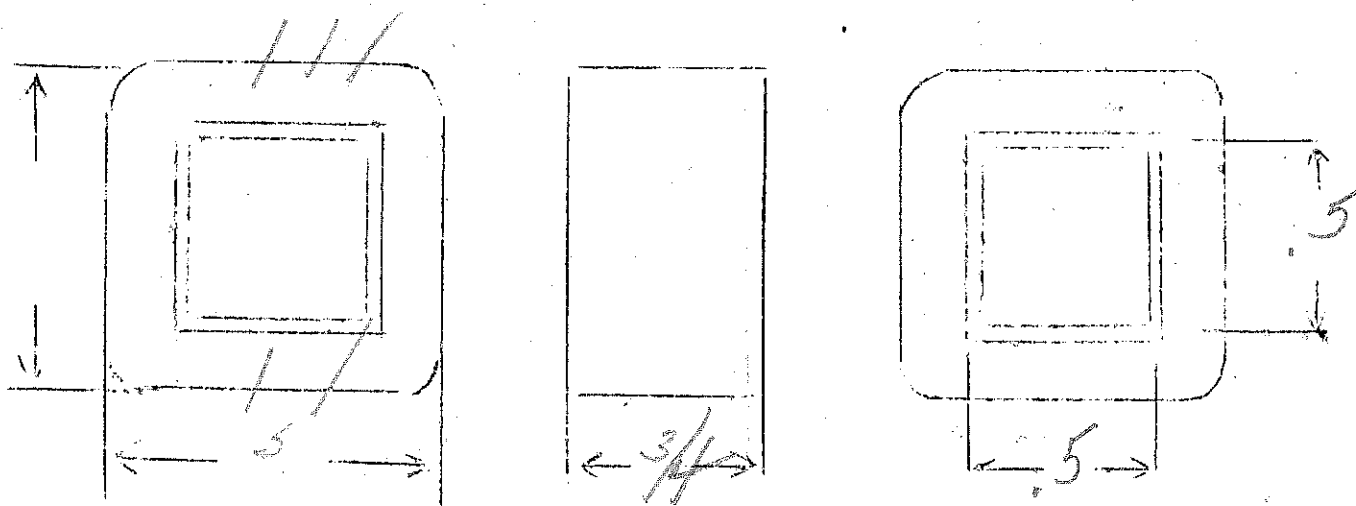
5/48

SPEC. NO.

2570

Winding	PRI	SEC					
Turns	2020	370					
Taps	10/0	-					
Wind. Lgth.	5/8	5/8					
Wire Size	#37	#30					
T.P.L.	15-18	53-7					
Kind Term.	#20 Par Br.	#20 Par Br.					
Term. Lgth.	9"	9"					
Layer Insul.	20#	30#					
Wrapper	2L007VC	2L005GA					
TUBE	4L007	IMPREGNATION			VARNISH		
CURE	.5x.5	Butt stack	.003" gap				

furnish without bracket



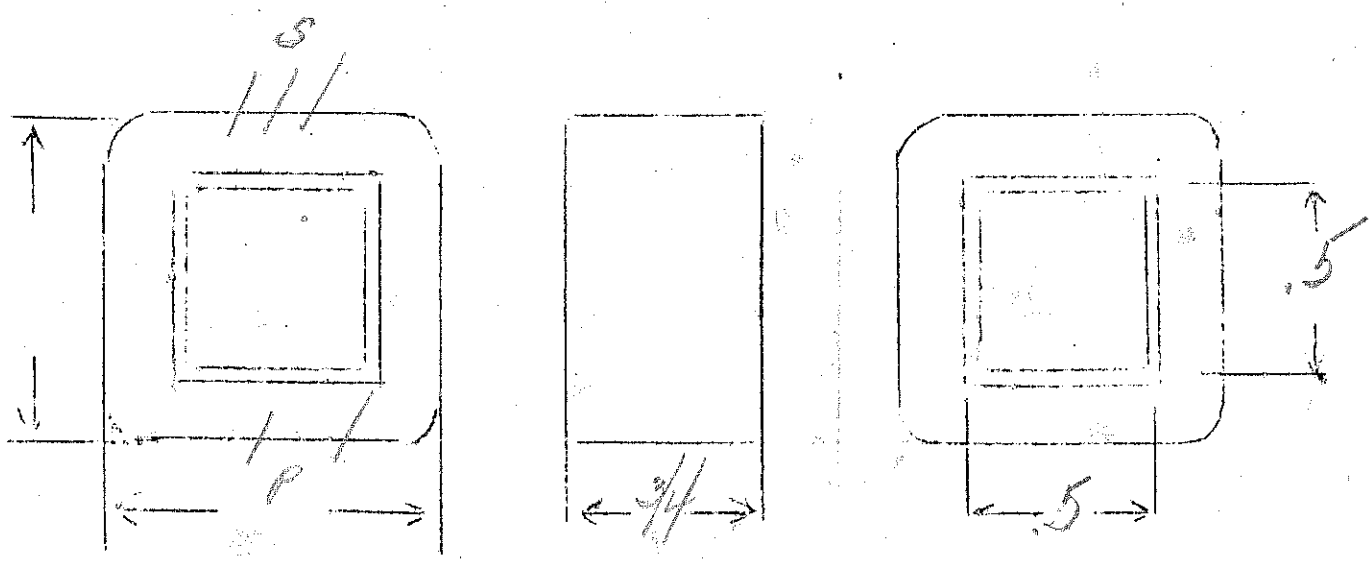
50

5000 n 6 pp guide - 3-1 overall net

SPEC. NO. 2511

Winding	PRI	SEC					
Turns	1970	5900					
Taps	—	2950					
Wind. Lgth.	5/8	5/8					
Wire Size	# 40	# 40					
T.P.L.	165-12	165-3.					
Kind Term.	#20 bar br	#20 bar br	(dmg. 8-26-40)				
Term. Lgth.	9"	9"					
Layer Insul.	12"	12"					
Wrapper	14005VP	21005SA					
TUBE	4-007		IMPREGNATION		WAX		
CURE	1/2 x 1/2 - 2 x 2						

furnish without bracket

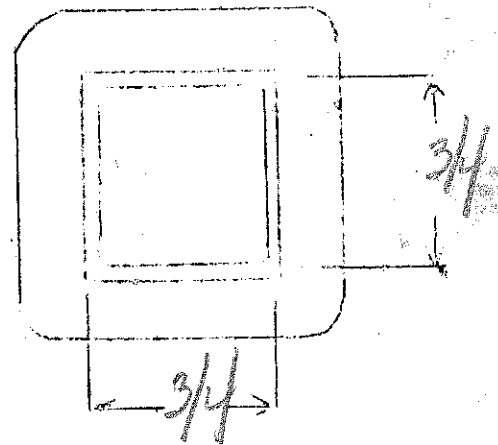

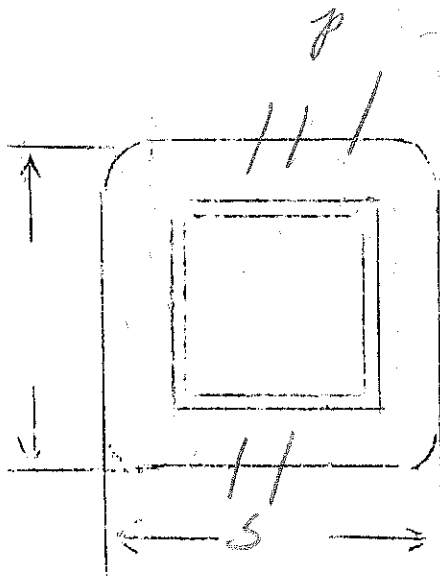


8000 Ω to 100 Ω
Primary C.T.

6 Watts Level
40 Ma dc each side
(Balanced) P.P. modes

SPEC. NO. 2512

Winding	P	S					
Turns	3400	400					
Taps	1 Top						
Wind. Lgth.	7/8	7/8					
Wire Size	#36	#28					
T.P.L.	144-24	58-57					
Kind Term.	silver Br						
Term. Lgth.	3"	3"					
Layer Insul.	20#	30#					
Wrapper	120070	260050A					
TUBE	42007			IMPREGNATION		VARNISH	
CURE	3/4 x 3/4 -	29/80 B	2X2.				

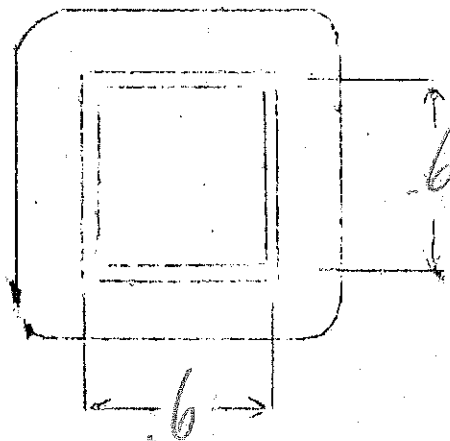

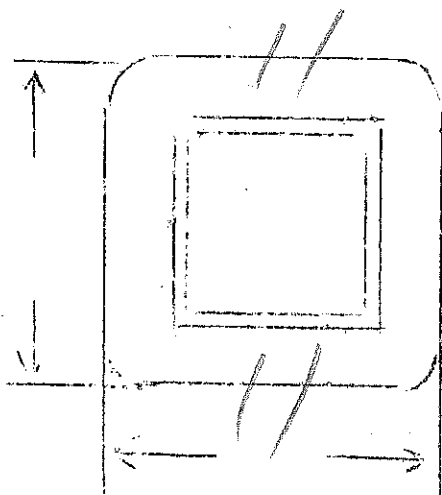


20,000 to 200

no de

SPEC. NO. 2513

Winding	PRI	SEC					
Turns	4200	440					
Taps	—	—					
Wind. Lgth.	3/4	3/4					
Wire Size	#40	#30					
T.P.L.	200-22	63-7					
Kind Term.	sil	Braid					
Term. Lgth.	3"	3"					
Layer Insul.	16#	30#					
Wrapper	2L007VC	2L005GA					
TUBE	4L007		IMPREGNATION			VARNISH	
CURE	.6 X .6		21 X 2 X 2				



Special Therapy Output transformer

BRISTOL
Same as 1937

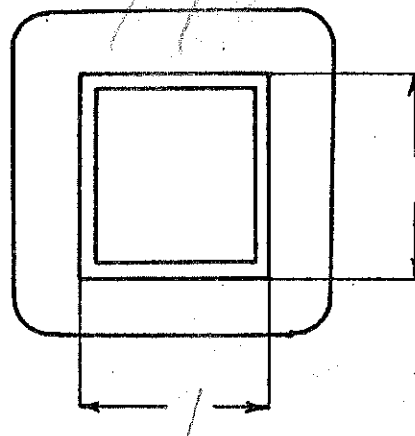

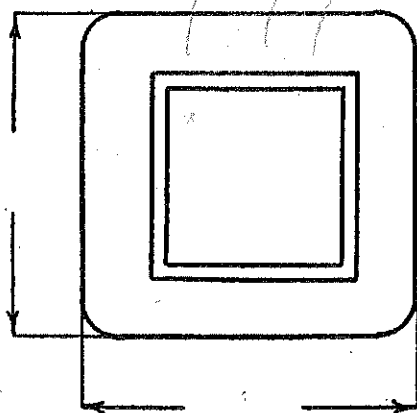
SPEC. NO. 2514

Winding	PRI	SEC				
Turns	3960	2100		$T = 3960 - 2100$		
Taps	1980	-		$T_R = 1980 - 1$		
Wind. Lgth.	1.25	1.25		$2_{12} = 3.56 - 1$		
Wire Size	#34	#32		$2 = 5000 - 1400$		
T. P. L.	165-24	132-16				
Finish						
Type Lead	#20 Per. Br.					
Lead Lgth.	9"	9"				
Layer Insul.	30#	30#				
Test Volt.						
Wrapper	1L.007VC	2L.005GA				

TUBE	7L.007	IMPREGNATION	VARNISH
------	--------	--------------	---------

CORE	1 x 1	GA.	26	GRADE	STACK.005 Gap
------	-------	-----	----	-------	---------------

MOUNTING



DESIGNED BY

DATE

Ep-115V

Es - 45V.C.T. - 50MA

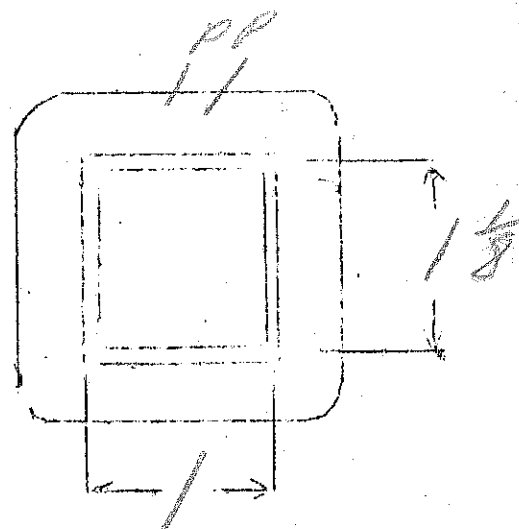

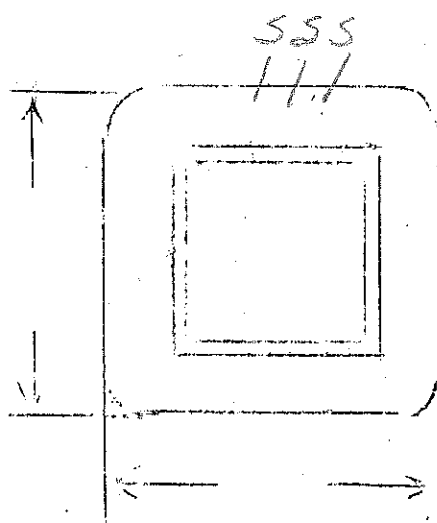
EF₁ 5V.C.T. - 2amp

EF₂ - 10V.C.T. - 1amp

SPEC. NO.

2515

Winding	SEC	SHIELD	PRI	F ₁	F ₂		
Turns	2600	76	600	29	58		
Taps	1300	—	—	15	29		
Wind. Lgth.	1.25	1.25	1.25	—	—		
Wire Size	#35	#27	#27	#20	#22		
T.P.L.	186-14	76	76-8				
Kind Term.	#20	sil Br	#20	WIRE	ONLY		
Term. Lgth.	9"	3"	9"	9"	9"		
Layer Insul.	double 16#		40#	—	—		
Wrapper	1007VC	1007VC	1005GA	1005GA	1005GA		
TUBE	7007			IMPREGNATION		VARNISH	
CURE	1X 1 1/2			Dynamic Mode			



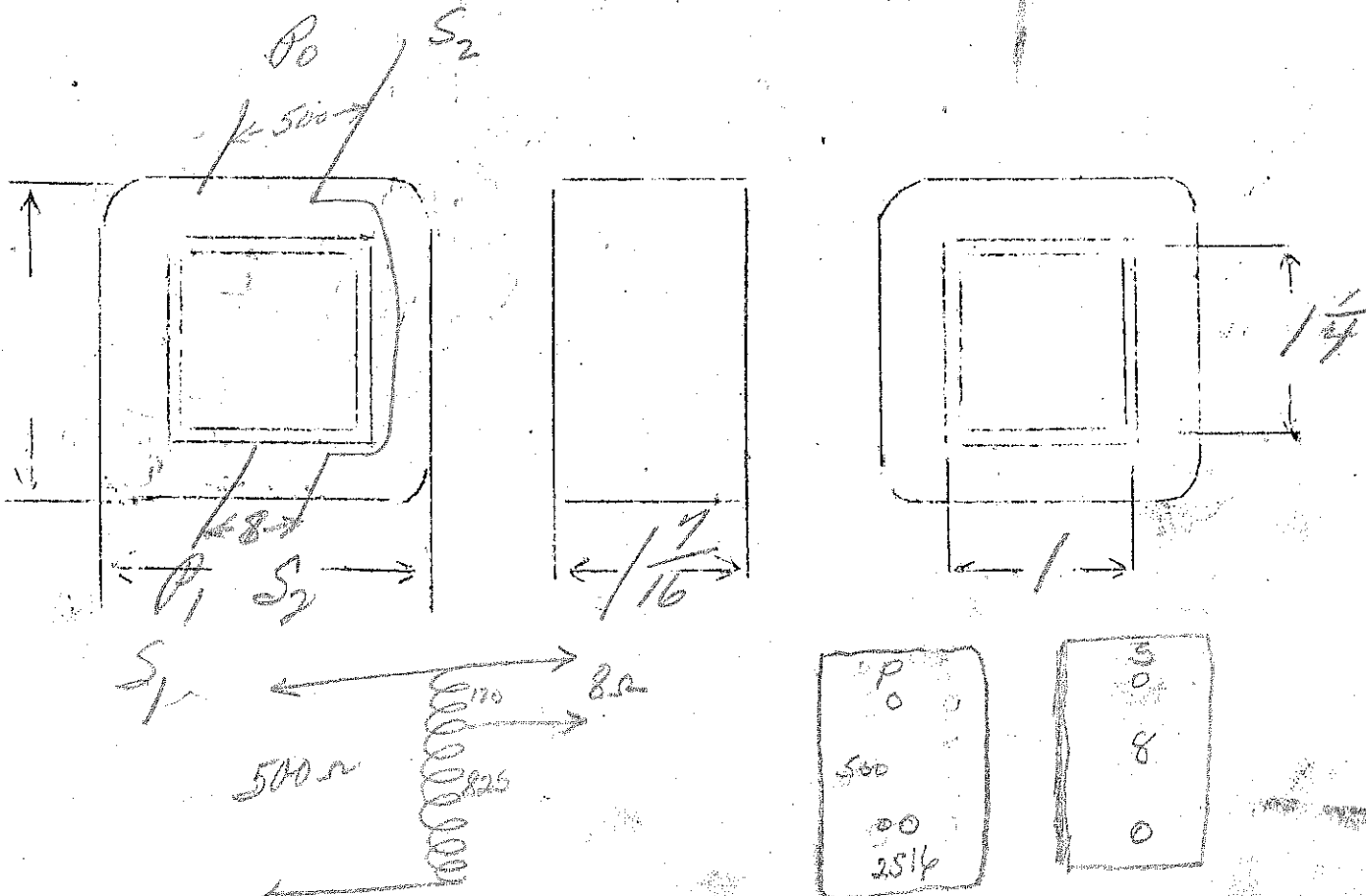
500 Ω to 8 ohm VC.

30 watt audio capacity

SPEC. NO.

2516



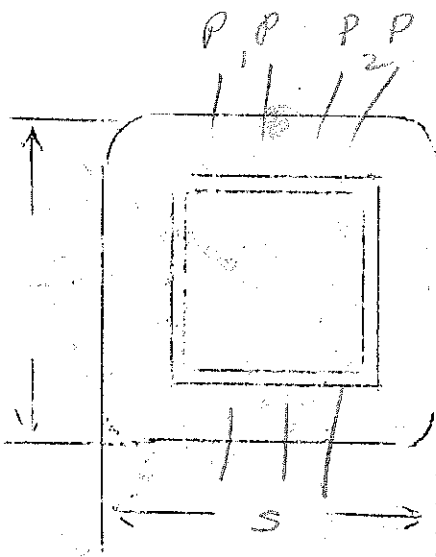
<i>Continuous</i>							
Winding	P	S					
Turns	825	120					
Taps	—	—					
Wind. Lgth.	125	125					
Wire Size	#27	#19					
T.P.L.	25-11	30-4					
Kind Term.	WIRE	ONLY					
Term. Lgth.	6"	6"					
Layer Insul.	30 μ	00500					
Wrapper	10056R	210056A					
TUBE	71007		IMPREGNATION		VARNISH		
CURE	1x1/4	29.613	2x2				



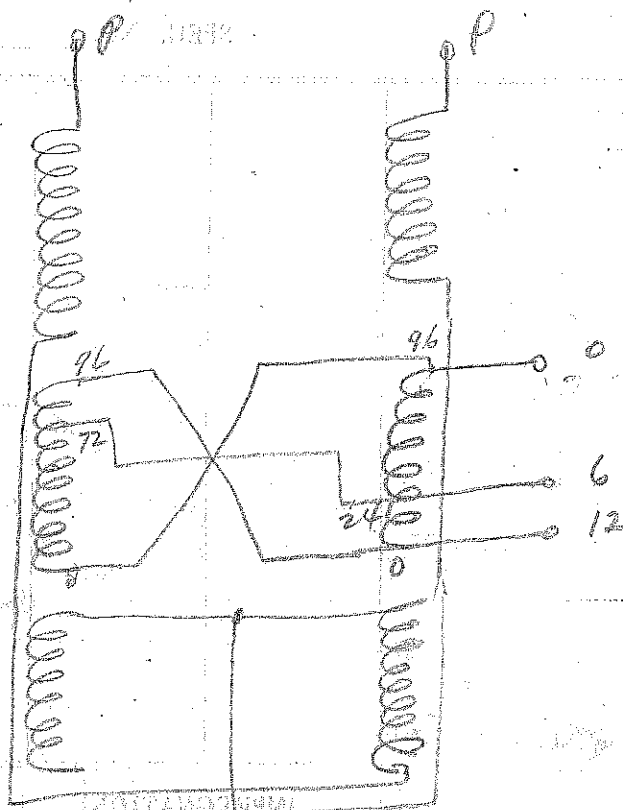
PP 6L6 to 6 and 12 Ω
 6000 Ω pt - 30 watt peak capacity.

SPEC. NO. 2517

Winding	PRI,	SEC,	PRI ₂				
Turns	550	96	550				
Taps	—	72-24	—	Pull one pt at 24 one at 72			
Wind. Lgth.	5/8	5/8	5/8				
Wire Size	#30	#22	#30				
T.P.L.	51-11	12-8	51-11				
Kind Term.	Sil Br	WIRE	Sil Br				
Term. Lgth.	6"	6'	6'				
Layer Insul.	30#	50#	30#				
Wrapper	12007K	12007K	2L0056A				
TUBE	7L007			IMPREGNATION		VARNISH	
CURE	1/16 x 1/8 ³ - 298 annealed 2x2						



Zero - 88 (44-44)
 max - 168 (44-124)



at 30 watt

12 Ω - 1.6 amps - double # 22

6 Ω - 2.5 amps - double # 22

$$\frac{6000}{12} = 500$$

$$\frac{N_1}{N_2} = 22.4$$

$$\frac{6000}{6} = 1000$$

$$\frac{N_1}{N_2} = 31.6$$

$$\frac{2200}{22.4} = 98$$

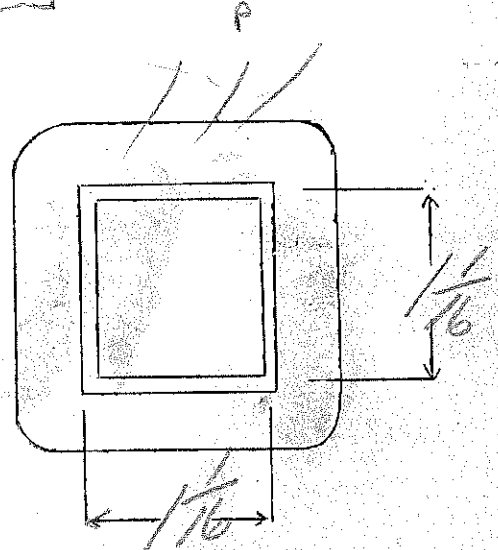

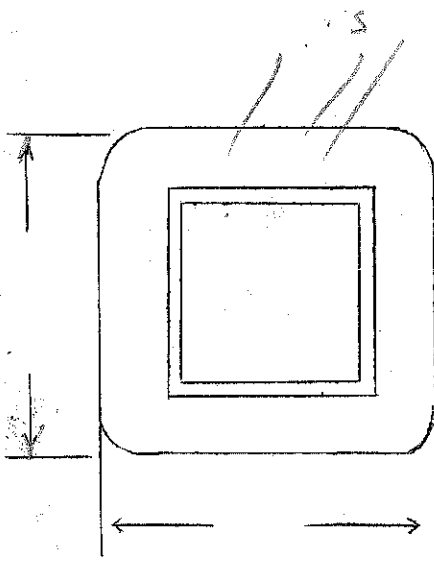
$$\frac{2200}{31.6} = 70$$

Class B Input PP45 to PP Class B HF100

$P/S = 2.5$

SPEC. NO. 2518

Winding	P	S					
Turns	5000	4000					
Taps	2500	2000					
Wind. Lgth.	$1\frac{15}{32}$	$1\frac{15}{32}$					
Wire Size	#34	#32					
T.P.L.	143-26	154-26					
Kind Term.	Sil Br						
Term. Lgth.	3	3					
Layer Insul.	30#	30#					
Test Volt.	2500	2500					
Wrapper	1007VC	31005CA					
TUBE	72007		IMPREGNATION		VARNISH		
CORE	1/16 x 1/16 2x2 2900.		PRIMARY V.A.				
MOUNTING	F						



DESIGNED BY

YWW

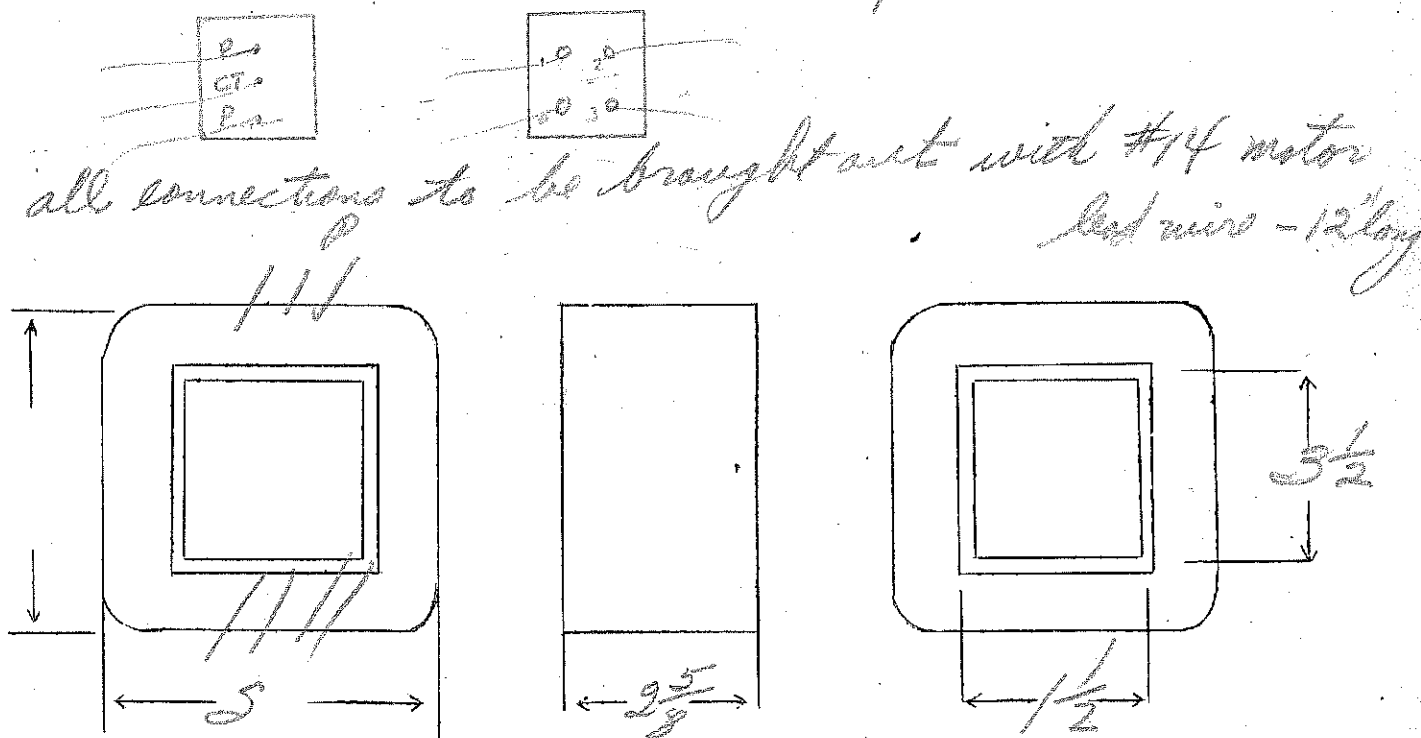
DATE

10-19-36

PP class B HF100 to modulator 10000-12500-15000
- 200ma
300 watts audio

SPEC. NO. 2519

Winding	P	S					
Turns	2000	2500					
Taps	1000	2000-2250					
Wind. Lgth.	2 1/8	2 1/8					
Wire Size	#27	#27					
T.P.L.	126-16	126-20					
Kind Term.	WIRE ONLY						
Term. Lgth.	6	6					
Layer Insul.	50#	50#					
Test Volt.	7500	7500					
Wrapper	3L007VC	3L007VC 2L0056A					
TUBE	9L007+1L007VC		IMPREGNATION		VARNISH		
CORE	1 1/2 x 3 1/2 Cap. 010		PRIMARY V.A.				
MOUNTING	G with leads thru bakelite panel						



DESIGNED BY Glow

DATE 10-19-36

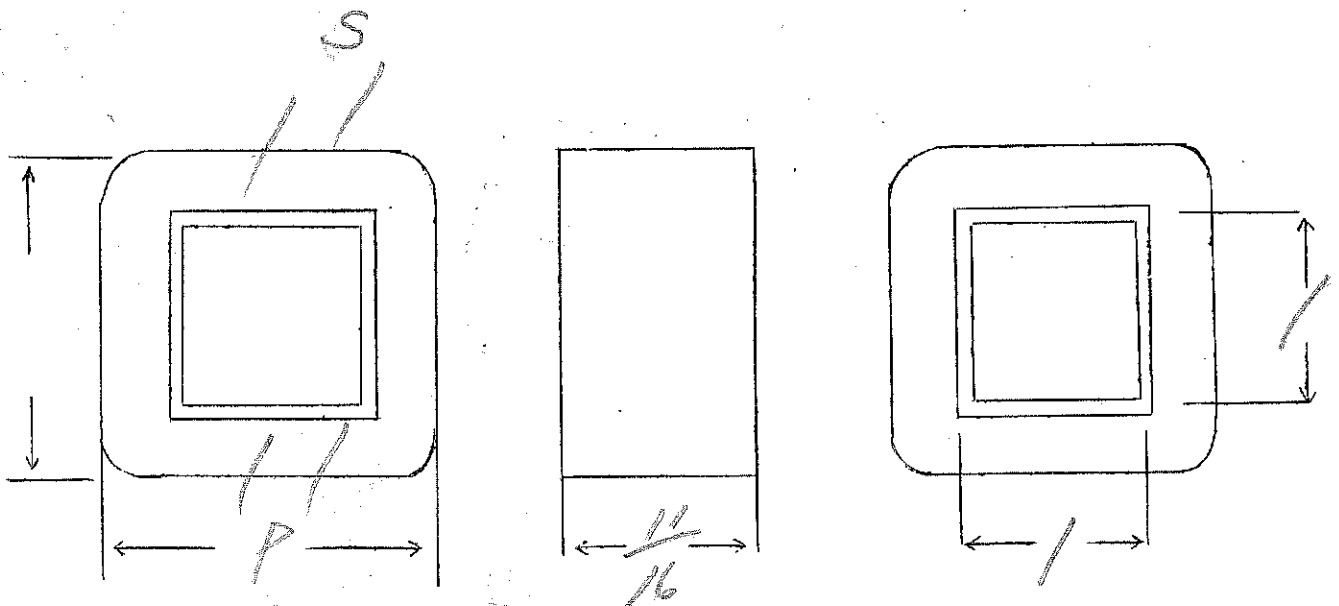
PP45 Class A to PPAB 2A3

$$P_{1/25} = 2.5$$

SPEC. NO.

3520

Winding	SEC	PRI					
Turns	1600	2000					
Taps	—	—					
Wind. Lgth.	1/2"	1/2"					
Wire Size	#35	#35					
T.P.L.	73-22	73-28					
Kind Term.	Sil Br						
Term. Lgth.	6"	6"					
Layer Insul.	30#	30#					
Test Volt.	1500						
Wrapper	7L007VC	2L005GA					
TUBE	7L007		IMPREGNATION		WAX		
CORE	1x1 24 annealed 2x2 stick		PRIMARY V.A.				
MOUNTING	HA						

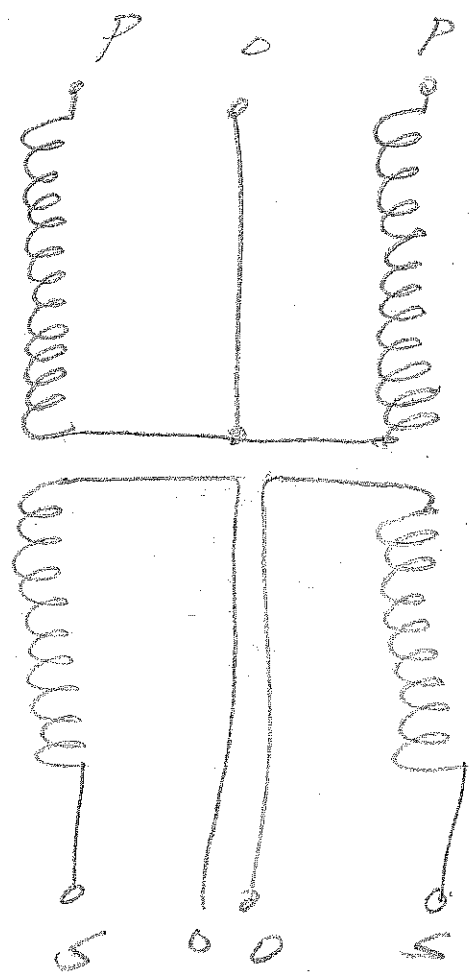


DESIGNED BY

Gloria

DATE

10-19-36

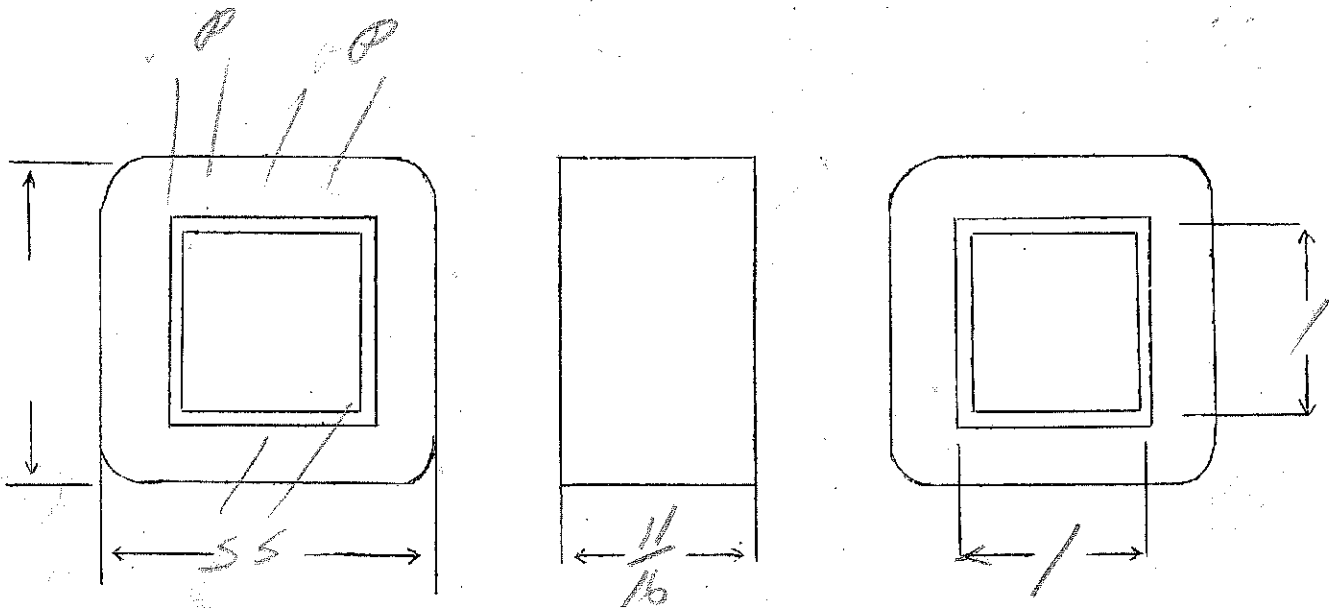


P O	S O
CB O	CT O
P O	CT O
2520	S O

14000 Ω C.T. to 8 Ω V.C.

SPEC. NO. 2521

Winding	P	S	P				
Turns	1000	95	1000				
Taps	—		—				
Wind. Lgth.	1/2"	1/2"	1/2"				
Wire Size	#35	#23	#35				
T.P.L.	73-14	14-5	73-14				
Kind Term.	Sil Br	W.O.	Sil Br				
Term. Lgth.	6"	6"	6"				
Layer Insul.	30#		30#				
Test Volt.	2500		2500				
Wrapper	20005VP	20005VP	20005GA				
TUBE	7007			IMPREGNATION		VARNISH	
CORE	1X1 - 24 Banneled 2x2			PRIMARY V.A.			
MOUNTING	HA						

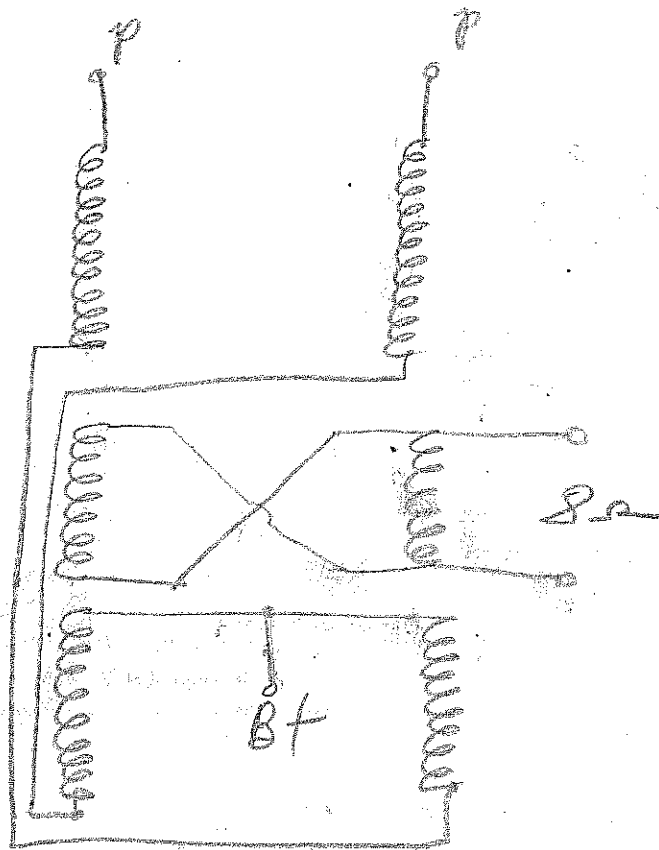


DESIGNED BY

glw

DATE

10-28-36



P	0	0
CT	0	8
P	0	0

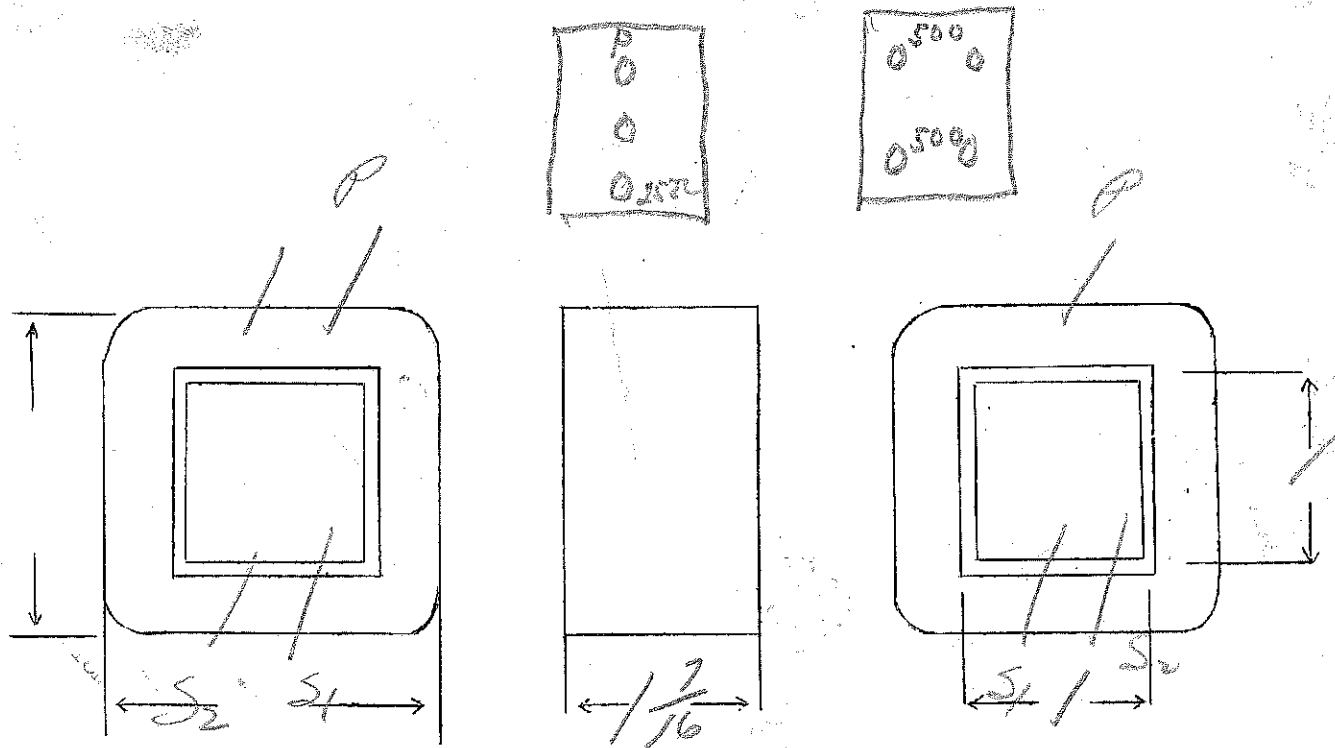
$$\frac{14000}{8\Omega} = 1750$$

$$\frac{N_1}{N_2} = 42$$

PP 42 (14000 to two - 500-2 windings)

SPEC. NO. 2522

Winding	S ₁	P	S ₂				
Turns	700	3700	700				
Taps		1850					
Wind. Lgth.	1.25	1.25	1.25				
Wire Size	30	#35	30				
T.P.L.	100-7	206-18	100-7				
Kind Term.	Sil	Braid					
Term. Lgth.	3"	3"	3"				
Layer Insul.	30#	30#	30#				
Test Volt.	1500						
Wrapper	1K007VC	1K007VC	2K0076-A				
TUBE	4007			IMPREGNATION		wax	
CORE	1X1 29-9B-2X2				PRIMARY V.A.		—
MOUNTING	F						



DESIGNED BY

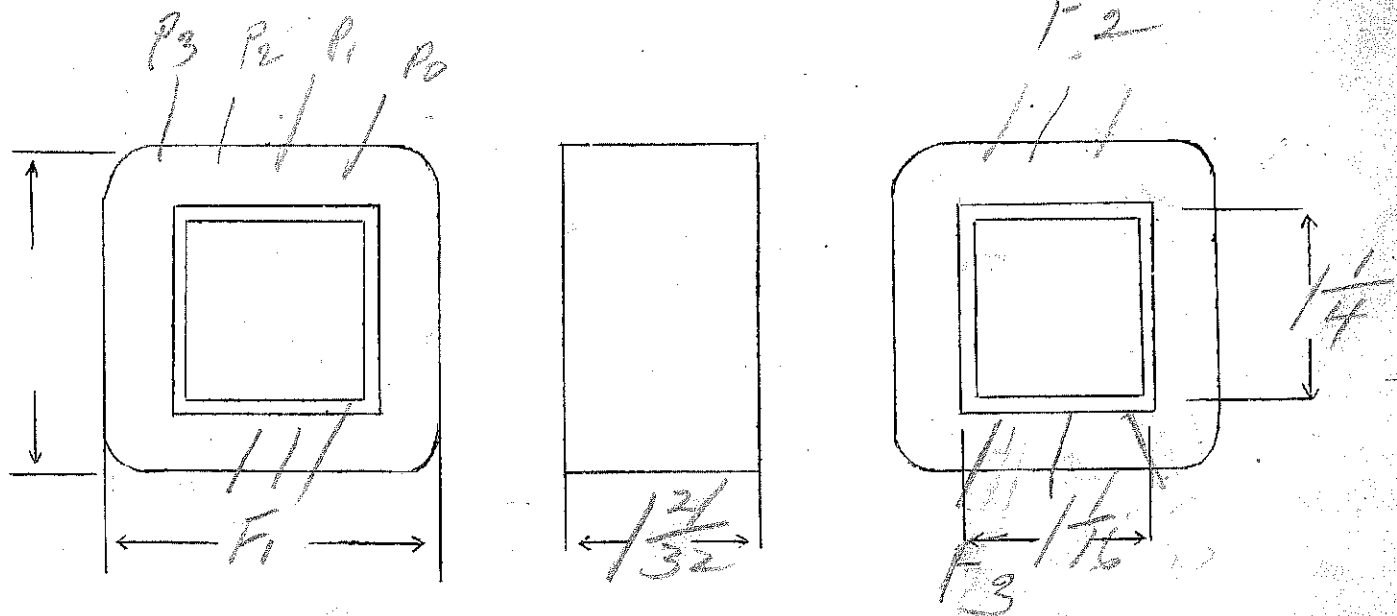
Grow

DATE

10-22-36

EF - 110 - 715-120
 EF₁ - 2.5V - 10amps CT Bridge Rectifier
 EF₂ - 25V - 5amps CT
 SPEC. NO. 2523
 428

Winding	PR1	F1	F2	F3			
Turns	518 495	12	12	12			
Taps	473	6	6	6			
Wind. Lgth.	115 32						
Wire Size	#24	#12	#15	#15			
T.P.L.	62						
Kind Term.	WIPE ONLY						
Term. Lgth.							
Layer Insul.	50#						
Test Volt.	2500	—	5000	—			
Wrapper	2L007V6 2L005GA	2L007V6 2L005GA	2L007V6 2L005GA	2L007V6 2L005GA			
TUBE	7L007			IMPREGNATION		VARNISH	
CORE	1 1/2 x 1 1/4			PRIMARY V.A.			
MOUNTING	B						



DESIGNED BY

SWW

DATE

10-19-36

1/2-1936

38 tube pentode pt to 200 n

12000 to 200

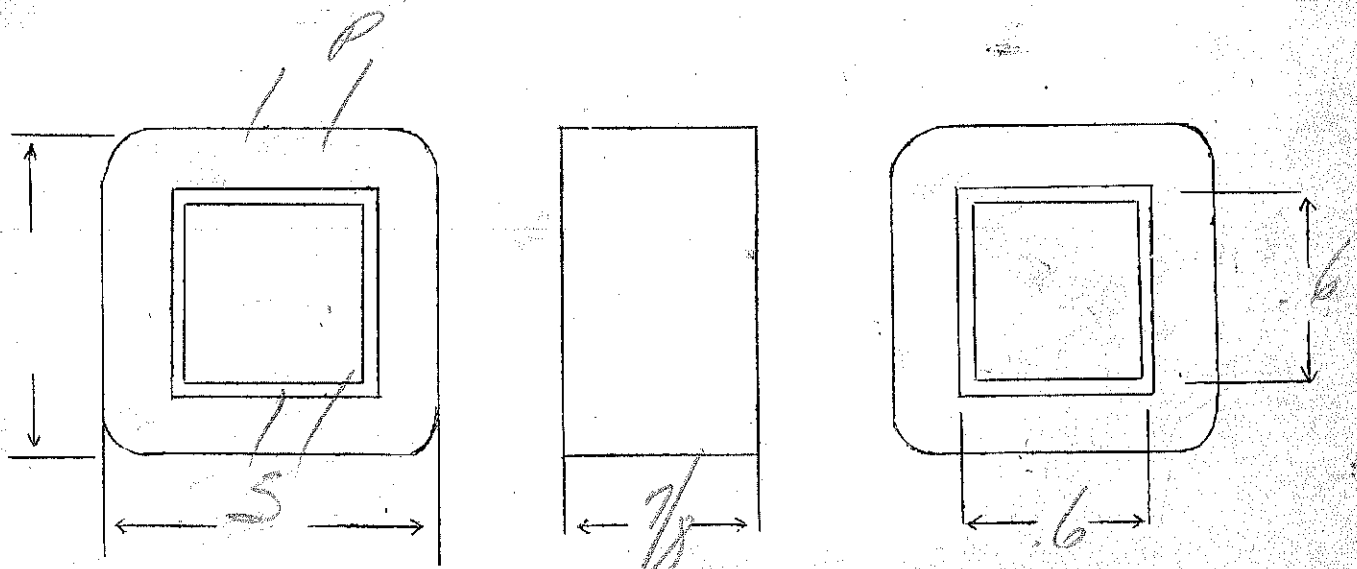
20 ma - 2 wire

SPEC. NO.

2524

Winding	P	S					
Turns	3700	490					
Taps	—	—					
Wind. Lgth.	3/4	3/4					
Wire Size	#38	#31					
T.P.L.	155-24	70-7					
Kind Term.	#22 lenzite						
Term. Lgth.	6"	6"					
Layer Insul.	16#	30#					
Test Volt.	1500	1500					
Wrapper	21003VP	210056A					

TUBE	4L007	IMPREGNATION	WAX
CORE	.6 x .6 Sep. 2003	PRIMARY V.A.	
MOUNTING	D		



DESIGNED BY

Shaw

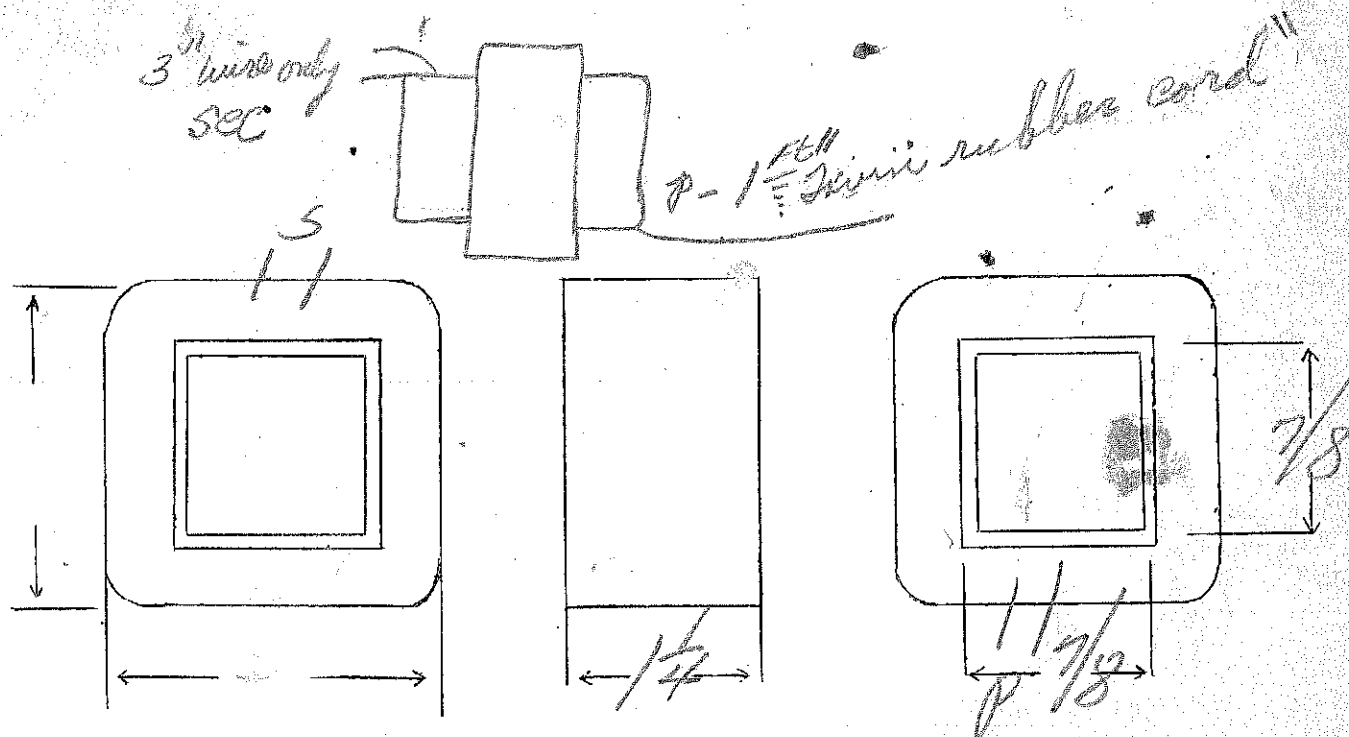
DATE

10-23-36

2500 ω to 2.5 ω
666 - 75 ma

SPEC. NO. 2525

Winding	P	S					
Turns	2200	70					
Taps	—	—					
Wind. Lgth.	1 1/2	1 1/2					
Wire Size	#32	#20					
T.P.L.	11-70	3L					
Kind Term.	al Br	wo.					
Term. Lgth.	3"	3"					
Layer Insul.	30 #	005					
Test Volt.	2500						
Wrapper	2L005GA	2L005GA					
TUBE	7L007		IMPREGNATION	Varnish			
CORE	7/8 x 7/8 - 005 Gap		PRIMARY V.A.				
MOUNTING	D - no panel						



DESIGNED BY

GW

DATE

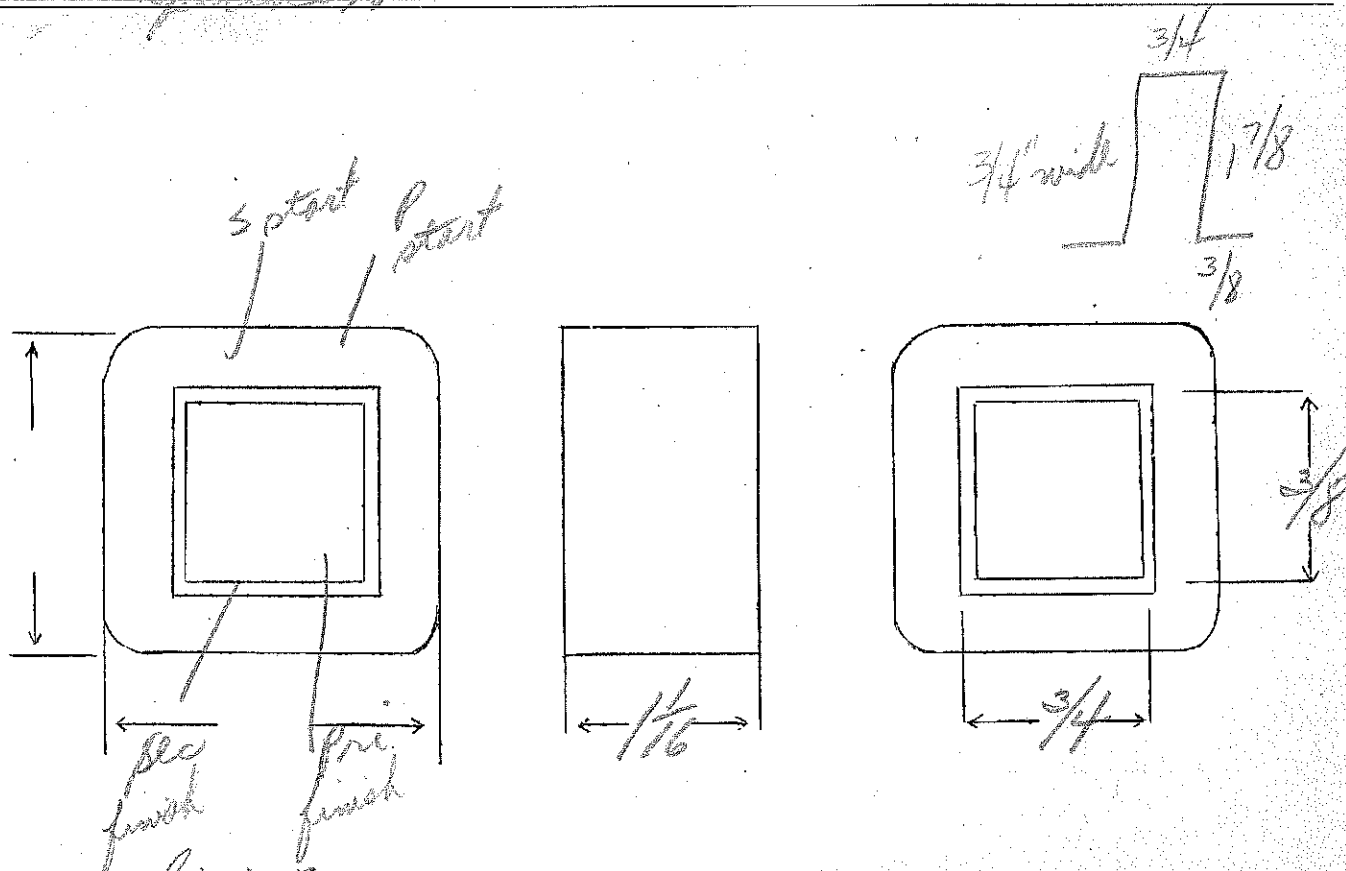
10-23-36

6250
1250
25

SPEC. NO.

2526

Winding	P	S					
Turns	6900	6900					
Taps	—	—					
Wind. Lgth.	7/8	7/8					
Wire Size	40	40					
T.P.L.	200	200					
Kind Term.	sil Braid						
Term. Lgth.	3	3					
Layer Insul.	16#						
Test Volt.	—	—					
Wrapper	4100 1400 5VP	2200 50A					
TUBE	7600 7+1400 3VP		IMPREGNATION		wax		
CORE	3/4 x 3/4		PRIMARY V.A.				
MOUNTING	special bracket						

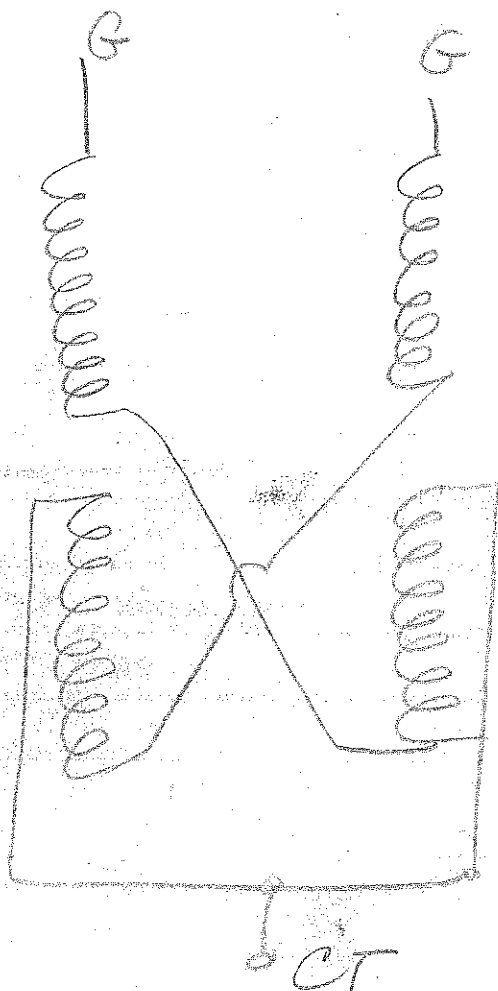


DESIGNED BY

G.W.W.

DATE

10-27-36



Audio

Person - Delap

Two Coils / Unit

SPEC. NO. 2527

Winding	Pr:	Sec				
Turns	6925	6920				
Taps						
Wind. Lgth.	7/8"	7/8" = 0.8750"				
Wire Size	#40	#40				
T. P. L.	230-30L	230-30L				
Finish	90%	90%				
Type Lead	3/16"	5/16"				
Lead Lgth.	5"	5"				
Layer Insul.	1/16"	1/16"				
Test Volt.	1250					
Wrapper	16-005 VP	2L				

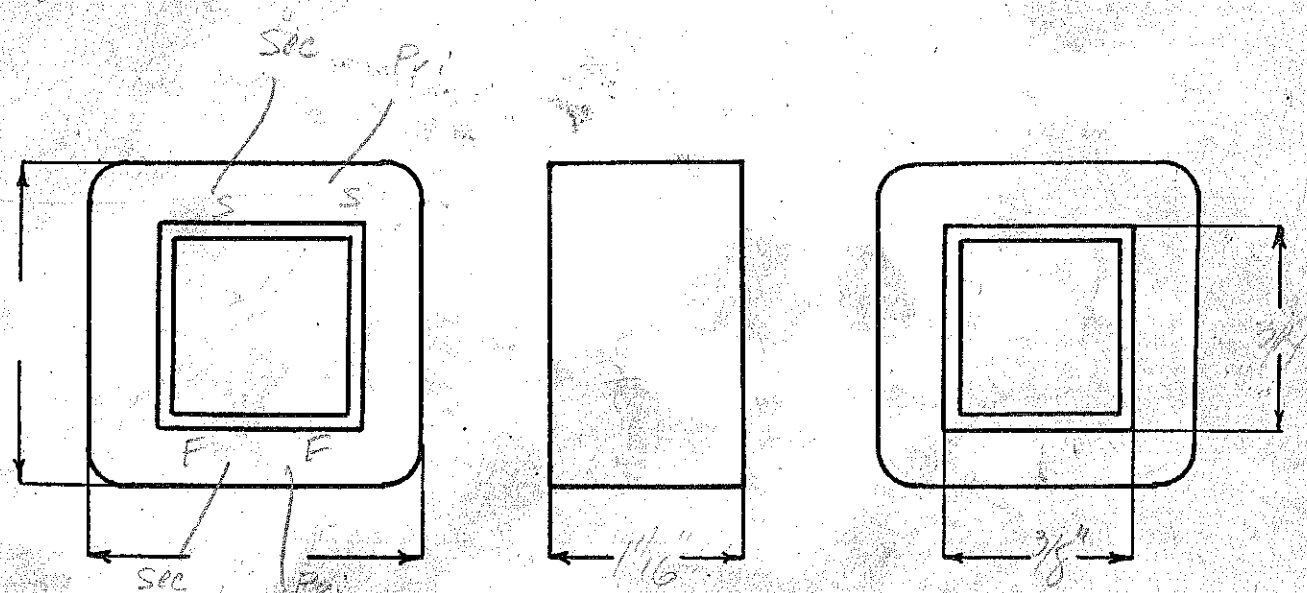
TUBE	5L-007 5k + 16-003 VP	IMPREGNATION	Varnish
------	-----------------------	--------------	---------

CORE	1/2 of 9/16" Lam.	GA.	29	GRADE	A	STACK	2 x 2
------	-------------------	-----	----	-------	---	-------	-------

MOUNTING	Shunt Bunched
----------	---------------

Wire Net = 0.264" (0.252")

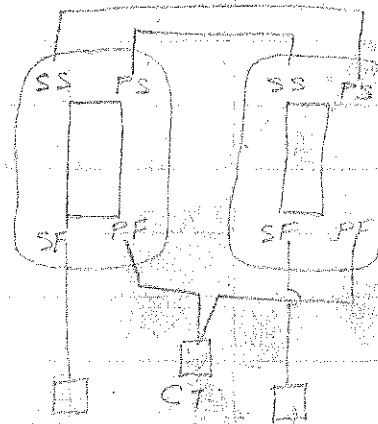

Note: Coils on outer legs



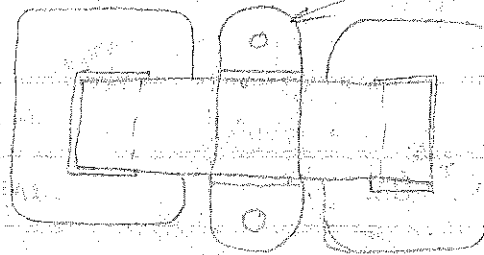
Re DESIGNED BY /US

DATE 10-11-41

over



CT



Special "D"
Strip Mtg.


500 to pp 204A tubes +39DB

overall ratio 1:2

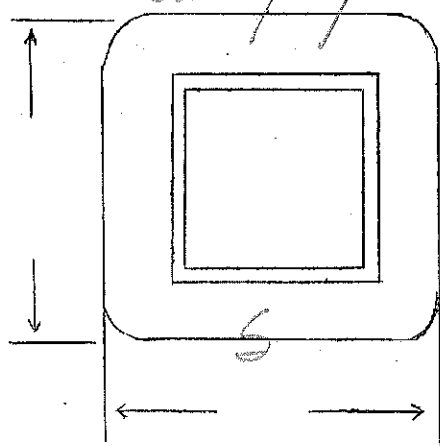
SPEC. NO. 2528

Winding	SEC	PR1	SEC				
Turns	880	650	880				
Taps	196		684				
Wind. Lgth.	1 1/16	1 1/16	1 1/16				
Wire Size	#27	#24	#27				
T.P.L.	98-9	72-9	98-9				
Kind Term.	WIPE ONLY						
Term. Lgth.	3	3"	3"				
Layer Insul.	50#	50#	50#				
Test Volt.	2500						
Wrapper	21007VC	21007VC	12007VC 21005GA				

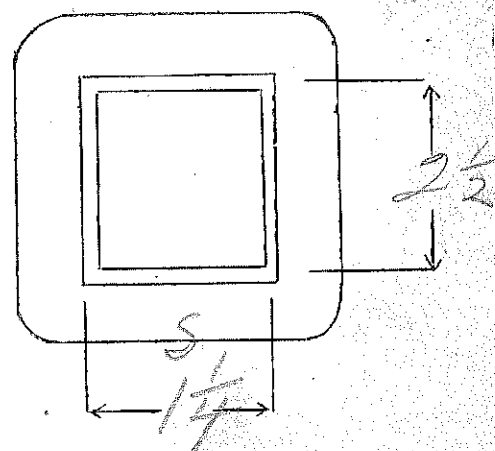

TUBE	7L007	IMPREGNATION	
CORE	1 1/4 x 2 1/2 - 29G audio 2x2	PRIMARY V.A.	
MOUNTING	F		



Join end of sec. 1 to start of sec. 2 for CT.




over



DESIGNED BY *Ylow*

DATE 10-30

$$\frac{4000}{500} = 8.0 \quad \frac{N_1}{N_2} = 283$$



$$\frac{3000}{500} = 6.0 \quad \frac{N_1}{N_2} = 2.45$$

$$\frac{2000}{500} = 4.0 \quad \frac{N_1}{N_2} = 20$$

driving power 45 watts

$$I^2 = \frac{45}{500} = .09 \quad , \quad I_{500}^0 = .3 \text{ amp}$$

$$I_{2000}^2 = \frac{45}{2000} = .0225 \quad I_{2000}^0 = .15 \text{ amp}$$

$$I_{4000}^2 = \frac{45}{4000} = .0112 \quad I_{4000}^0 = .106 \text{ amp}$$

$$E_{500}^2 = 45 \times 500 = 22500 \quad E = 150 \text{ Volts}$$

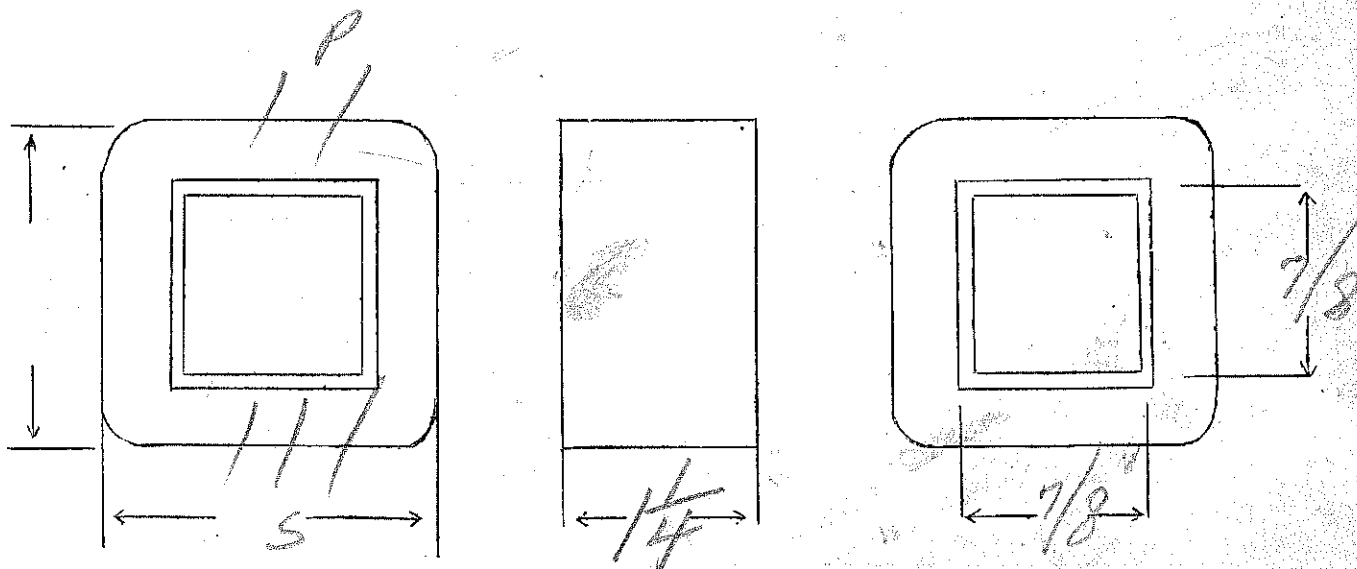
PP input

$\frac{2}{25} = 1$

SPEC. NO. 2529

Winding	PRI	SEC					
Turns	3600	7200					
Taps		3600					
Wind. Lgth.	1 1/16	1 1/16					
Wire Size	#38	#38					
T.P.L.	225-16	225-32					
Kind Term.	Sil Braid						
Term. Lgth.	3"	8"					
Layer Insul.	16#	16#					
Test Volt.	—	—					
Wrapper	32# 2LMSVP 2L005GA						
TUBE	72007		IMPREGNATION		WAX		
CORE	7/8 x 7/8 - 2x2 stack and					PRIMARY V.A.	
MOUNTING	D						

wind loose



DESIGNED BY SW

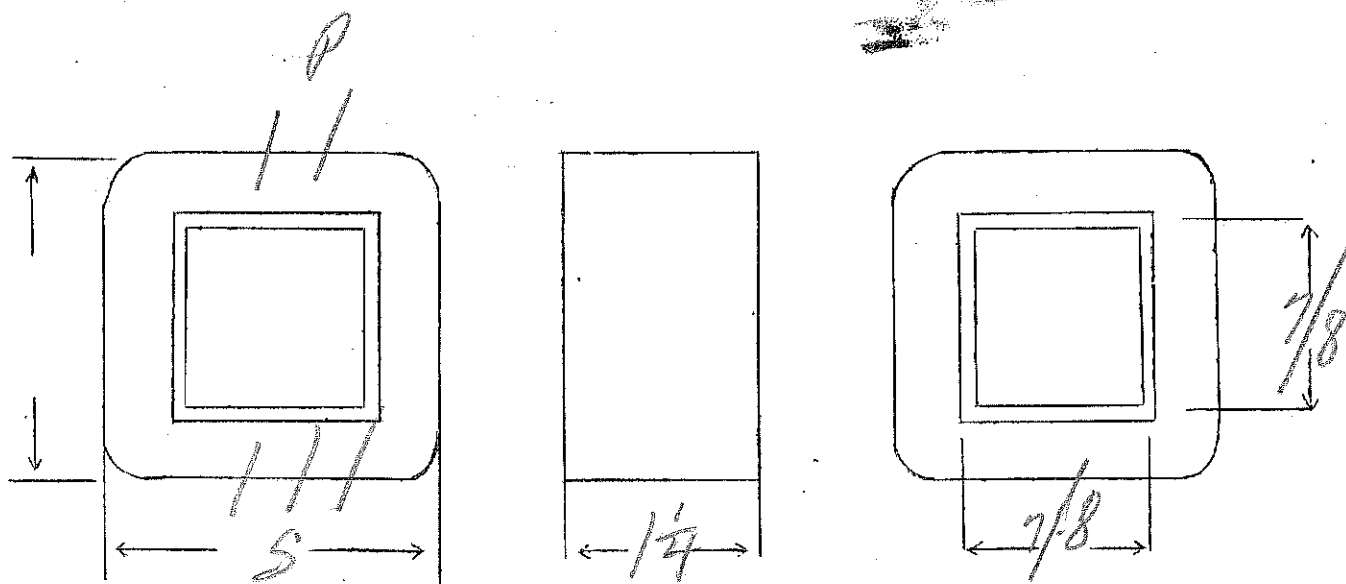
DATE 11-11-36

PP input $\frac{P}{125} = \frac{4}{16}$

SPEC. NO. 2530

Winding	PRI	SEC					
Turns	4000	6000					
Taps	—	3000					
Wind. Lgth.	1 $\frac{1}{16}$	1 $\frac{1}{16}$					
Wire Size	38	38					
T.P.L.	222-18	222-28					
Kind Term.	Sil en						
Term. Lgth.	3"	3"					
Layer Insul.	16 #	16 #					
Test Volt.	—	—					
Wrapper	3120 24003VP	24005GA					
TUBE	74007		IMPREGNATION		WAX		
CORE	1/8 x 1/8 audio 2x2				PRIMARY V.A.		
MOUNTING	D						

wind loose



DESIGNED BY

HW

DATE

11-11-36

Universal Modulation

104

40 Watt
200 Ma. Parallel
100 Ma. Series

SPEC. NO. 3-2531

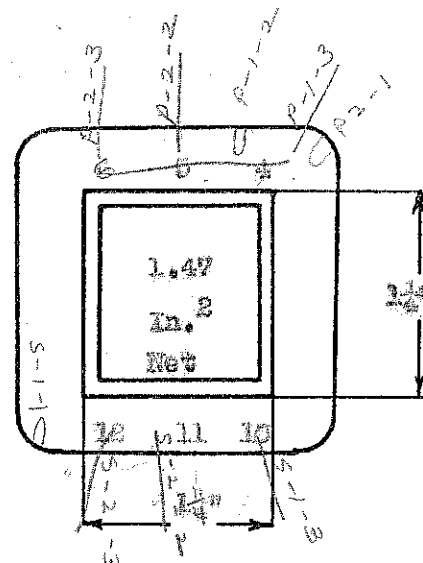

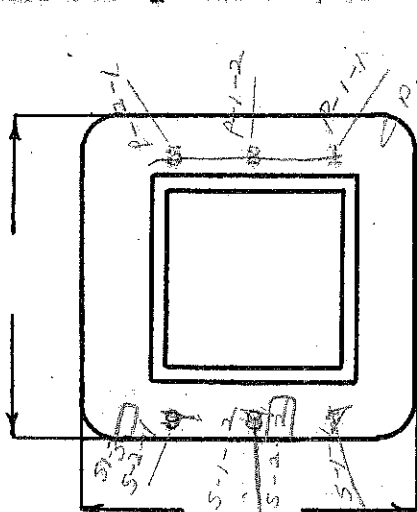
Winding	P #1	S #2	S #3	P #4		
Turns	(4) 1650	(10) 1950	(12) 1950	(16) 1650		
Taps	(1) 0	(2) 750	(7) 1350	(11) 600	(3) 900	(5)
Wind. Lgth.	1-5/8"	1-5/8"	1-5/8"	1-5/8"	1.625"	
Wire Size	#31	#31	#31	#31		
T. P. L.	150 - 11L	150 - 13L	150 - 13L	150 - 11L		
Finstr Pitch	88%	88%	88%	88%		NOTE: HEAVY FINISHING USE MICA SADDLE.
Type Lead	Sil. Br.	Sil. Br.	Sil. Br.	Sil. Br.		2L - .015 Inroslet
Lead Lgth.	6"	6"	6"	6"		2L - .010 "A"
Layer Insul.	2L 16/0	2L 16/0	2L 16/0	2L 16/0		
Test Volt.	5000					
Wrapper	2L .005" VC	2L .005" VC	2L .005" VC	1L .005" VC 2L .005" GA		
TUBE	2L - .007" CK & 1L .007" VC			IMPREGNATION		VARNISH, DIP LAMINATION
CORE	1 1/4" x 1 1/4" E + I GA.			28	GRADE D	STACK Butt - .010" Gap

MOUNTING

"T"

NOTE: Finish Leads Across #2, #3, #11, & #5

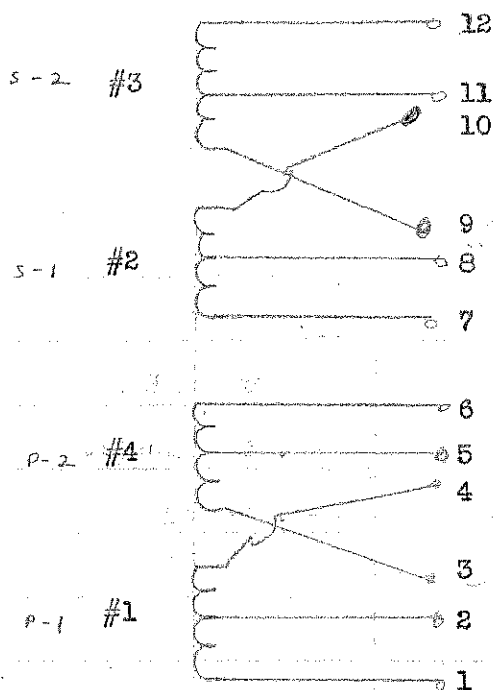
Ga = 797
Fe = 57 @ 100 Cycle, 74 @ 50 Cycle
TFV = 4.13 (800V @ 16,000 Ohm)
Wire Net = 0.550" (0.557")



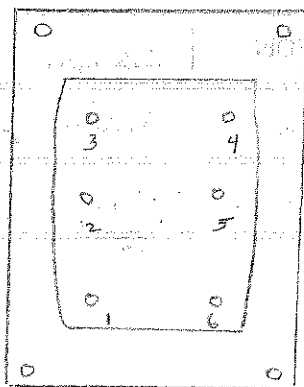
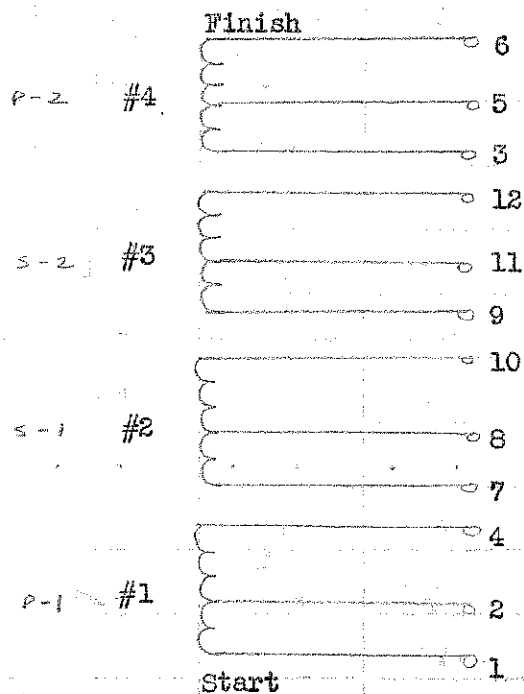
Re-DESIGNED BY H. W. S.

DATE 8 - 12 - 41

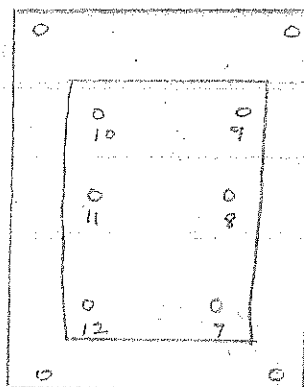
Panel Connections



Order of Winding



Primary side



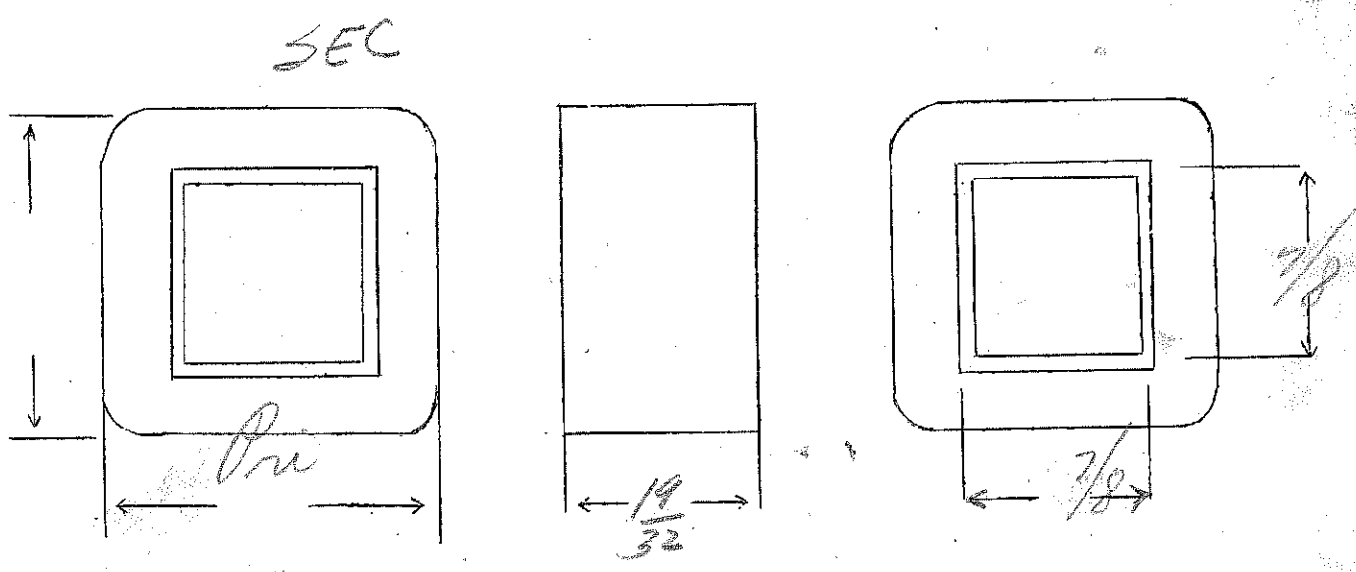
Secondary side

← P. Control

test core 5 in to 10,000 in

SPEC. NO. 2532

Winding	PRI	SHIELD	SEC	SHIELD	PRI	SHIELD	
Turns	63	1	4500	1	63	1	
Taps	—	—	—	—	—	—	
Wind. Lgth.	7/16	7/16	7/16	7/16	7/16	7/16	
Wire Size	#26	shim	#41	shim	#26	shim	
T.P.L.	22-3	—	133-34	—	22-3	—	
Kind Term.	sil Br	sil Br	sil Br	sil Br	sil Br	sil Br	
Term. Lgth.	6"	3	6"	3	6"	3	
Layer Insul.	30#	—	16#	—	30#	—	
Test Volt.	—	—	—	—	—	—	
Wrapper	1L003VP	4L003VP	4L003VP	1L003VP	1L003VP	2L0050A	
TUBE	7L007			IMPREGNATION		WAX	
CORE	7/8x7/8 - Electric metal				PRIMARY V.A.		
MOUNTING							



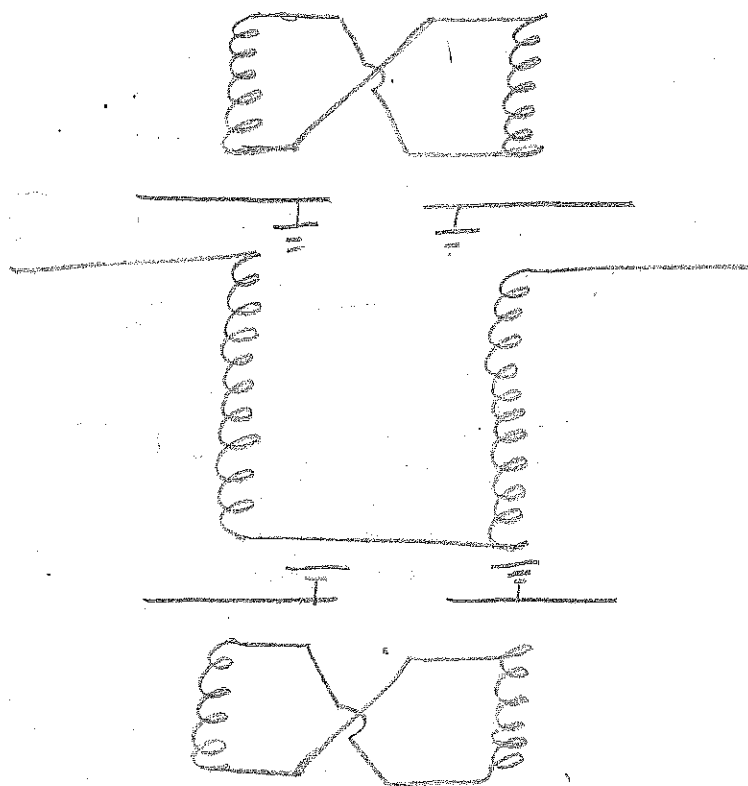
DESIGNED BY *HW* DATE 11-18-36

$$\frac{100000}{5} = 20000$$

$$\frac{N_1}{N_2} = 141$$

p-70

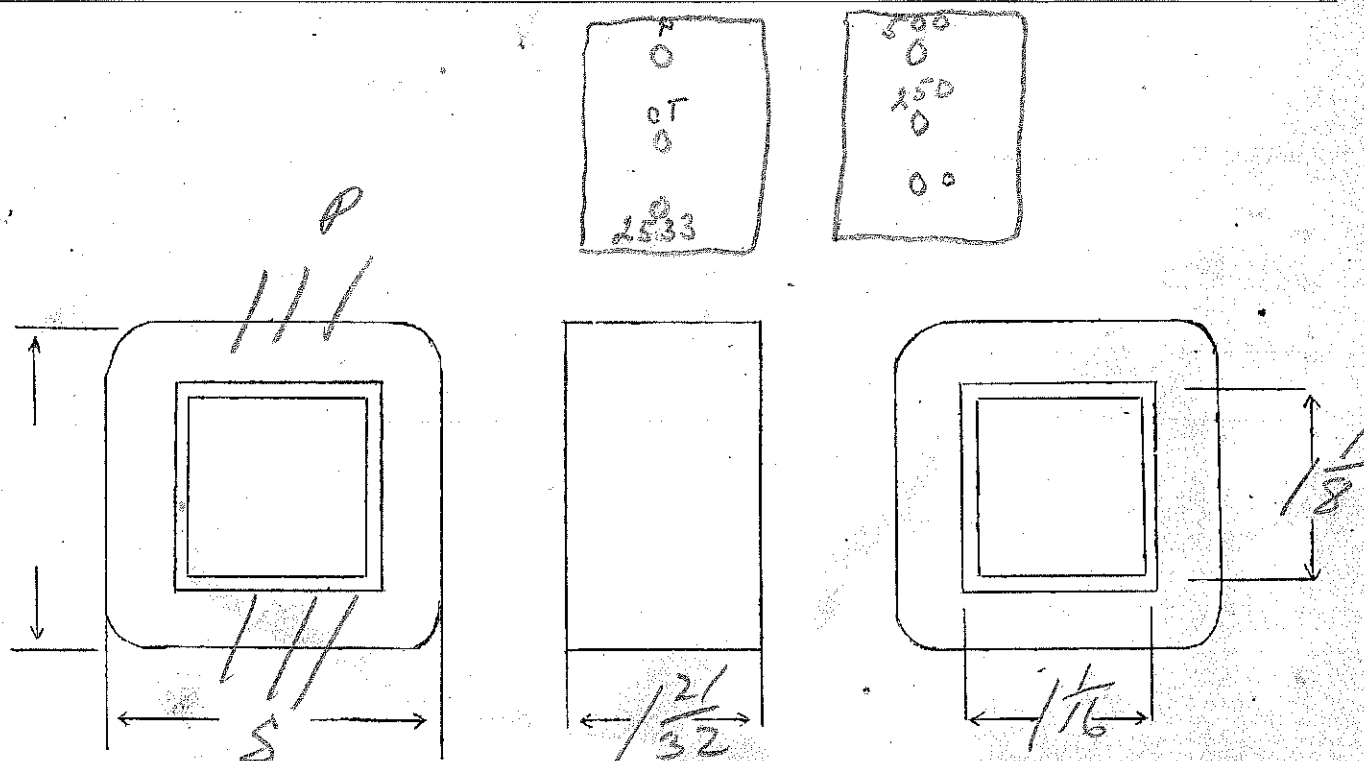
S-10000



2A3 (400) to 500-250 n tapped sec

SPEC. NO. 2533

Winding	P	S					
Turns	3200	1135					
Taps	1600	800					
Wind. Lgth.	1 $\frac{15}{32}$	1 $\frac{15}{32}$					
Wire Size	#32	#28					
T.P.L.	150-22	100-12					
Kind Term.	Sil	Br					
Term. Lgth.	4"	4"					
Layer Insul.	30#	30#					
Test Volt.							
Wrapper	14007VC	21005GA					
TUBE	74007	IMPREGNATION			VARNISH		
CORE	1/16 x 1/8 29/32 1/2 26/32			PRIMARY V.A.			
MOUNTING	F						



DESIGNED BY

Geo

DATE

11-19-36

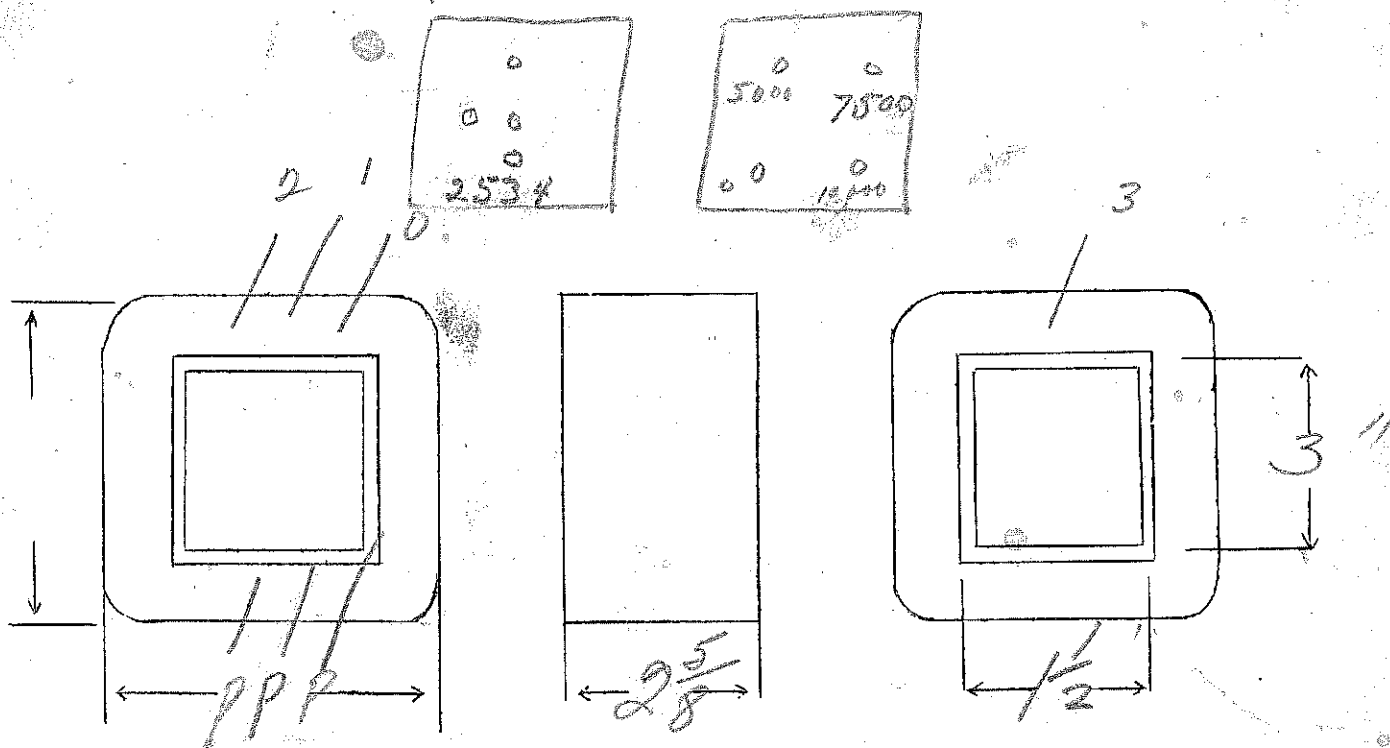
PP 830 B class B to 5000, 7500, 10000

5000 PP

SPEC. NO.

2534 (4410)

Winding	P	S					
Turns	2700	3360					
Taps	1350	2960					
Wind. Lgth.	2 1/4	2 1/4					
Wire Size	#27	#27					
T.P.L.	135-20	135-25					
Kind Term.	WIRE	ONLY					
Term. Lgth.	5"	5"					
Layer Insul.	double 20#	double 20#					
Test Volt.	5000 Volts						
Wrapper	3000VC	2000VC					
TUBE	9007+14007VC		IMPREGNATION		VARNISH		
CORE	1 1/2 x 3 - No. 015				PRIMARY V.A.		
MOUNTING	G - stud Bolts						



DESIGNED BY

GW

DATE

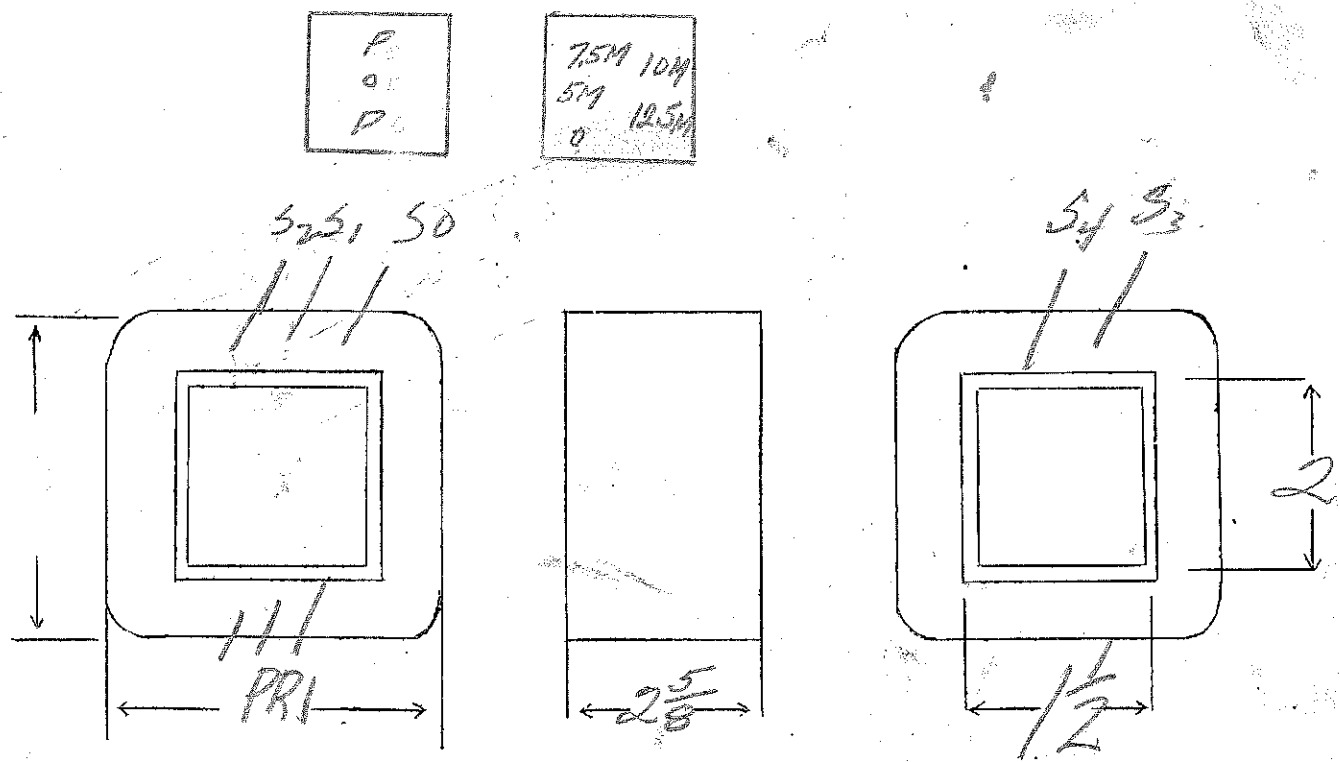
12-1

PPH 6L6 (3000a) to 5000-7500-10000-12500V 170 wet
specify

SPEC. NO. 2535

	<i>Continuous</i>						
Winding	PRI	SEC					
Turns	1900	3300	900				
Taps	950	2700	500				
Wind. Lgth.	2 1/4	2 1/4					
Wire Size	#26	#28	#30				
T.P.L.	120-16	152-22	185-5				
Kind Term.	WIRE ONLY						
Term. Lgth.	4"	4"	4"				
Layer Insul.	double	✓	✓				
Test Volt.	5000	5000					
Wrapper	2L007VC	2	2L007VC 2L005GA				

TUBE	10L007+1007VC	IMPREGNATION	VARNISH
CORE	1 1/2 x 2	Gap. 0.15	PRIMARY V.A.
MOUNTING	G		



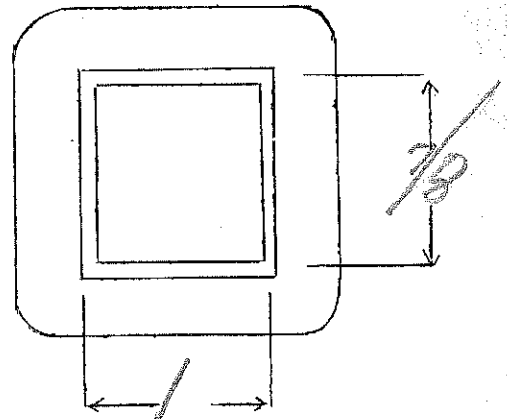

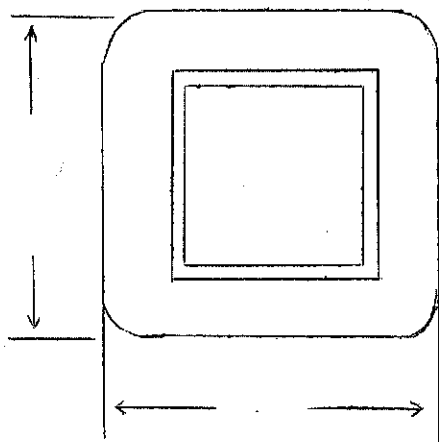
DESIGNED BY GW DATE 12-17-36

500 Ω to P.P. Par. 646

SPEC. NO. 2536

Winding	SEC	PRI	SEC				
Turns	640	825	640				
Taps	—	—	—				
Wind. Lgth.	1.25	1.25	1.25				
Wire Size	#29	#27	#29				
T.P.L.	92-7	75-11	92-7				
Kind Term.	#20	Par	Bril				
Term. Lgth.	9"	9"	9"				
Layer Insul.	30 #	30 #	30 #				
Test Volt.		1250					
Wrapper	1/4007VC #29	1/4007VC #27	2/400561				
TUBE	76007			IMPREGNATION		VARNISH	
CORE	1x 7/8 24 lb annealed			PRIMARY V.A.			
MOUNTING	A						

5 red
5 blue
5 black
5 black
5 blue
5 red



DESIGNED BY

AW

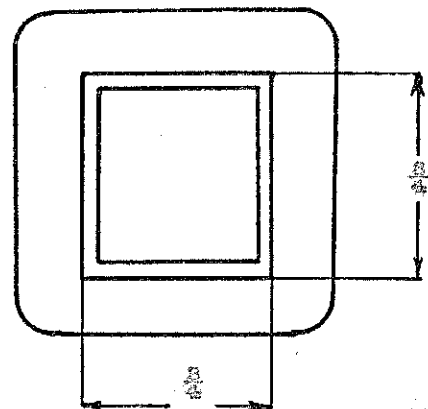
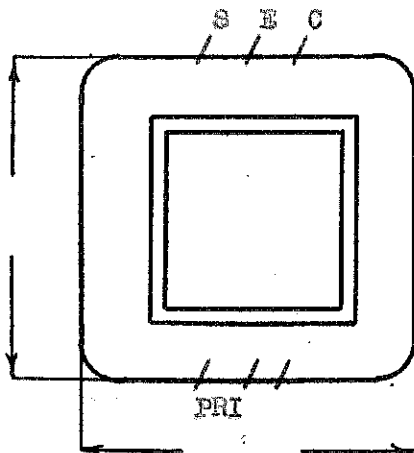
DATE

12-17-36

OLD

SPEC. NO. D-2557

Winding	P	S					
Turns	3800	11,400					
Taps	1900	5700					
Wind. Lgth.	15/16	15/16					
Wire Size	#40	#40					
T. P. L.	240-16	240-48					
Finish							
Type Lead	Sil. Braid						
Lead Lgth.	3"	3"					
Layer Insul.	16#	16#					
Test Volt.	--	--					
Wrapper	2L003VP	2L003QA					
TUBE	5L007			IMPREGNATION		WAX	
CORE	$\frac{3}{8} \times \frac{3}{8}$		GA.	B		GRADE	STACK 2 x 2
MOUNTING	D						



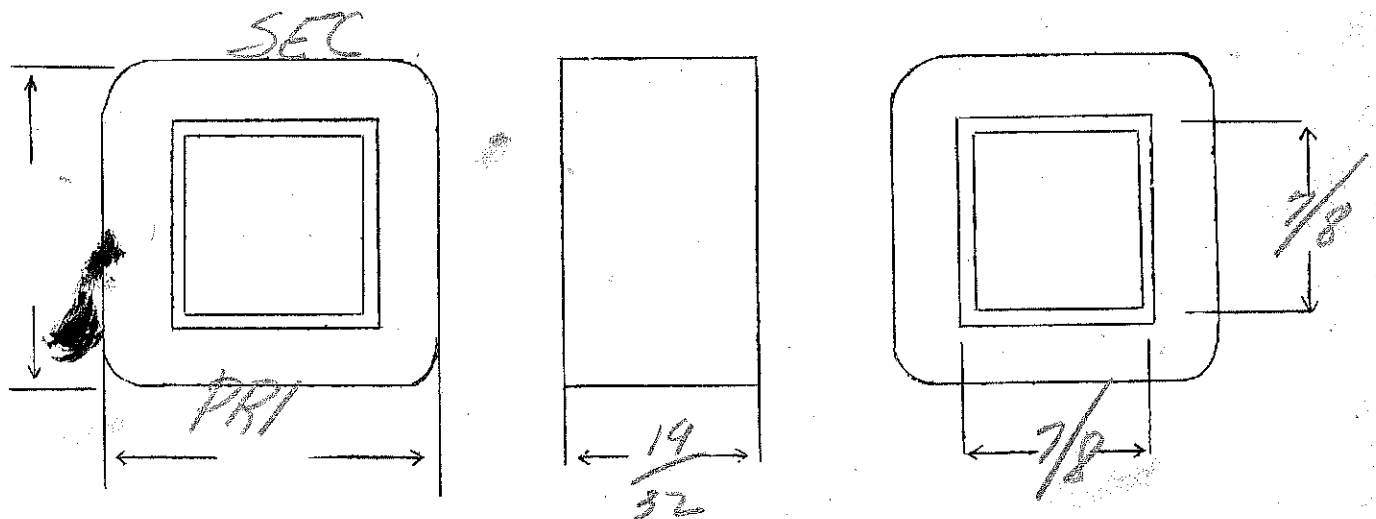
DESIGNED BY GW

DATE 12/17/56

Special 5 rts 85000 r

SPEC. NO. 2538

Winding	P	SHIELD	SEC	SHIELD	PRI	SHIELD	
Turns	60	1	4000	1	60	1	
Taps		—	—	—		—	
Wind. Lgth.	7/16	7/16	7/16	7/16	7/16	7/16	
Wire Size	#26	shun	#41	shun	#26	shun	
T.P.L.	20		133		20		
Kind Term.	silver	brad	✓	✓	✓	✓	
Term. Lgth.	6	✓	✓	✓	✓	✓	
Layer Insul.	30#		16#		30#		
Test Volt.	—	—	—	—	—	—	
Wrapper	1L003VP	4L003VP	4L003VP	1L003VP	1L003VP	2L003VP	
TUBE	7	IMPREGNATION				WAX	
CORE	7/8 x 7/8 Electric metal.				PRIMARY V.A.		
MOUNTING	HA						



DESIGNED BY

BW

DATE

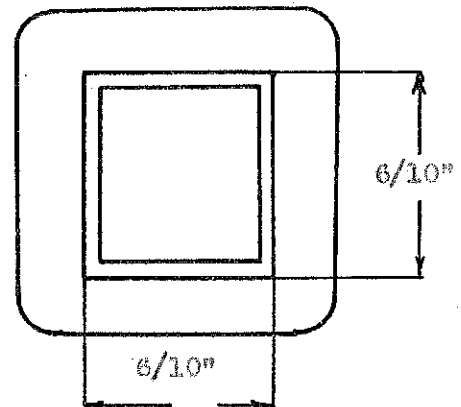

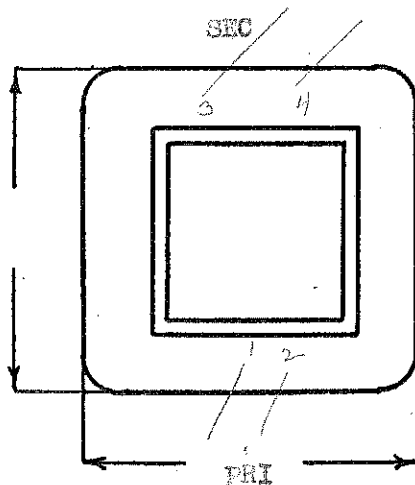
12-17-36

Audio - Input
4 Ohm. to Grid

SPEC. NO. D-2539

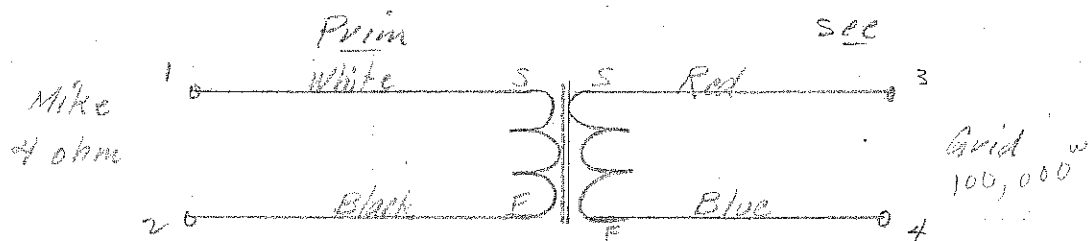
Winding	SEC.		PRI.				
Turns	8000		50				
Taps							
Wind. Lgth.	3/4"		3/4"	0.75"			
Wire Size	#40		#22				
T. P. L.	200 - 40L		25 - 2L				
Finish Pitch	91%		69%				
Type Lead	#22 Pr. Br.		#22 Pr. Br.				
Lead Lgth.	9"		9"				
Layer Insul.	1L - 12/G		1L - 50/G				
Test Volt.							
Wrapper	2L - 50/G		2L - .005" GA				
TUBE	4L - .007" GK			IMPREGNATION		VARNISH	
CORE	6/10 x 6/10 E & I GA.			29	GRADE D- Annealed	STACK	1 x 1
MOUNTING	"D" - Leads Only			NOTE: All Multiple Wound			

Wire Net = 0.215" (0.216")



REDESIGNED BY H. W. S.

DATE 7-28-41



$$T = 8000 - 50$$

$$TR = 160 - 1$$

$$Z_R = 25,600 - 1$$

$$Z = 102,400 - 4$$

2000 to 200 n

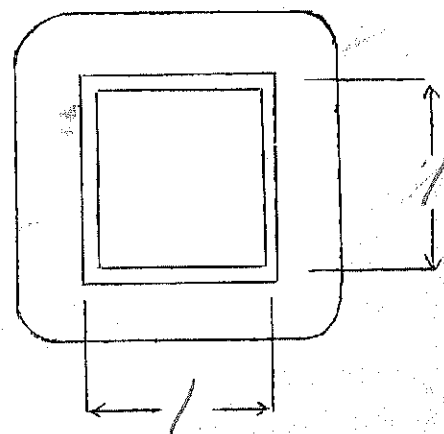

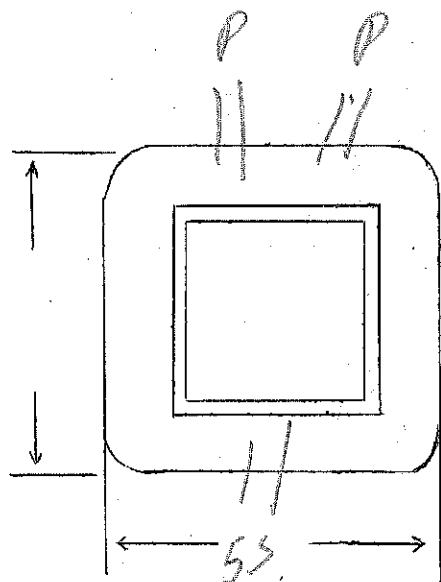
flat 30-16,000 N

 $N_1/N_2 = 2/16$

SPEC. NO.

2540

Winding	PRI	SHIELD	SEC	SHIELD	PRI		
Turns	475	1	300	1	475		
Taps	—	—	—	—	—		
Wind. Lgth.	1/2"	1/2"	1/2"	1/2"	1/2"		
Wire Size	#34	shim	#27	shim	#34		
T.P.L.	61-8	—	30-10	—	61-8		
Kind Term.	silver	braid					
Term. Lgth.	5"	3"	5"	3"	5"		
Layer Insul.	30#		40#		30#		
Test Volt.	—	—	—	—	—		
Wrapper	20005VP	20005VP	20005VP	20005VP	20005GA		
TUBE	74007			IMPREGNATION		WAX	
CORE	1X1 24A2 annealed				PRIMARY V.A.		
MOUNTING	HAI						

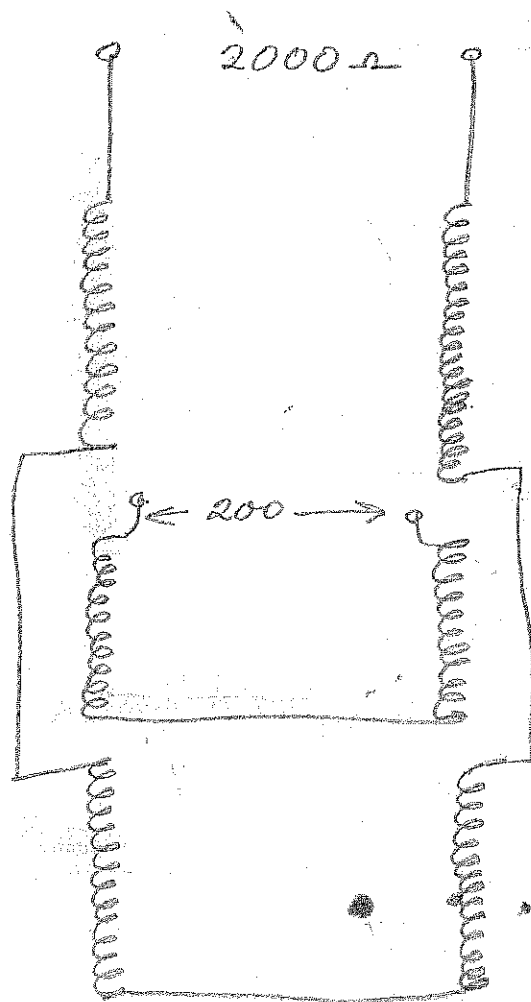


DESIGNED BY

Gw

DATE

12/23/36



Special 4-1 step down air ~~line~~ ^{trans}

SPEC. NO.

2542

Winding	P	S					
Turns	4300	1025					
Taps							
Wind. Lgth.	3/4	3/4					
Wire Size	#39	#33					
T.P.L.	180.24	88-12					
Kind Term.	Sil Braid						
Term. Lgth.	3"	3"					
Layer Insul.	12H	20H					
Test Volt.							
Wrapper	100NC	20056A					

TUBE

4007

IMPREGNATION

VARNISH

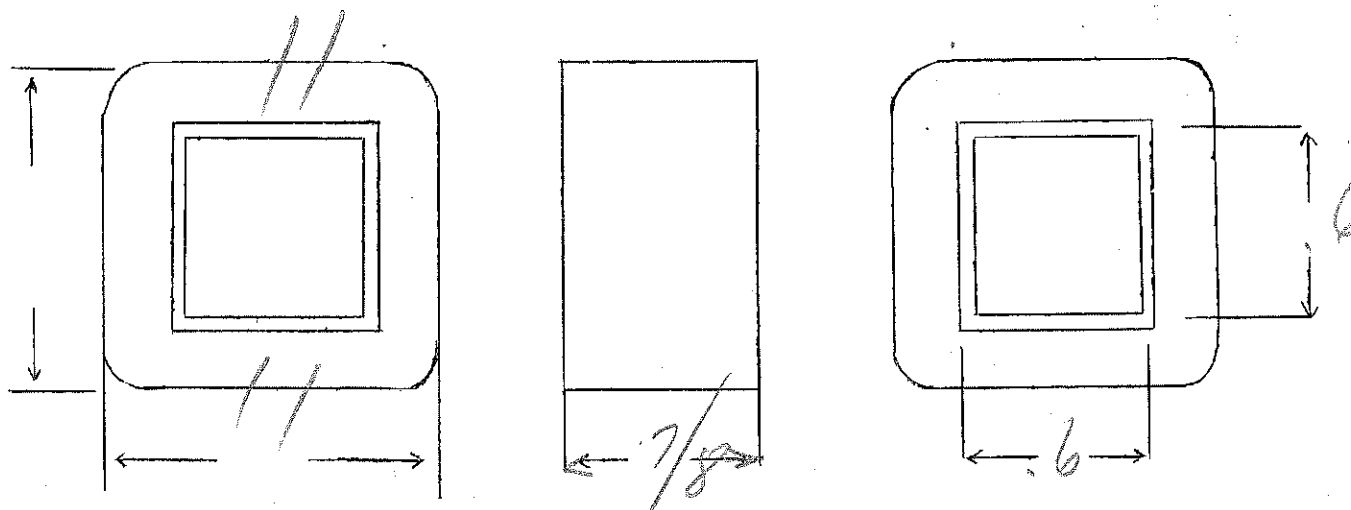
CORE

6 x 6 - Butt Slack rope

PRIMARY V.A.

MOUNTING

D



DESIGNED BY

J. Weaver

DATE

12/24/36

overall ratio $\frac{1.2}{.9} = 1.34$ step up
 Pries 33

SPEC. NO.

2543

Winding	PRI	SEC					
Turns	740	992					
Taps	370	496					
Wind. Lgth.	3/4	3/4					
Wire Size	#32	#36					
T.P.L.	74-10	127-8					
Kind Term.	sil Br						
Term. Lgth.	3"	3"					
Layer Insul.	30#	20#					
Test Volt.	—	—					
Wrapper	1L007VC	2L005GA					

TUBE

4L007

IMPREGNATION

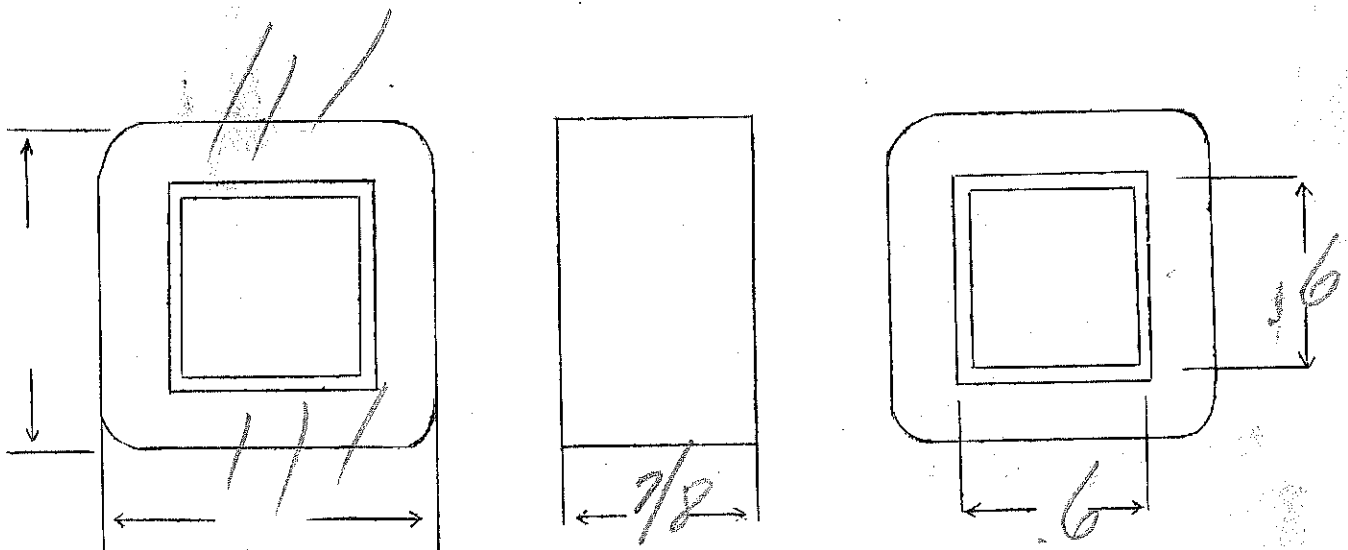
CORE

.6 x .6 - 2x2

PRIMARY V.A.

MOUNTING

D



DESIGNED BY

SW

DATE

12/24/36

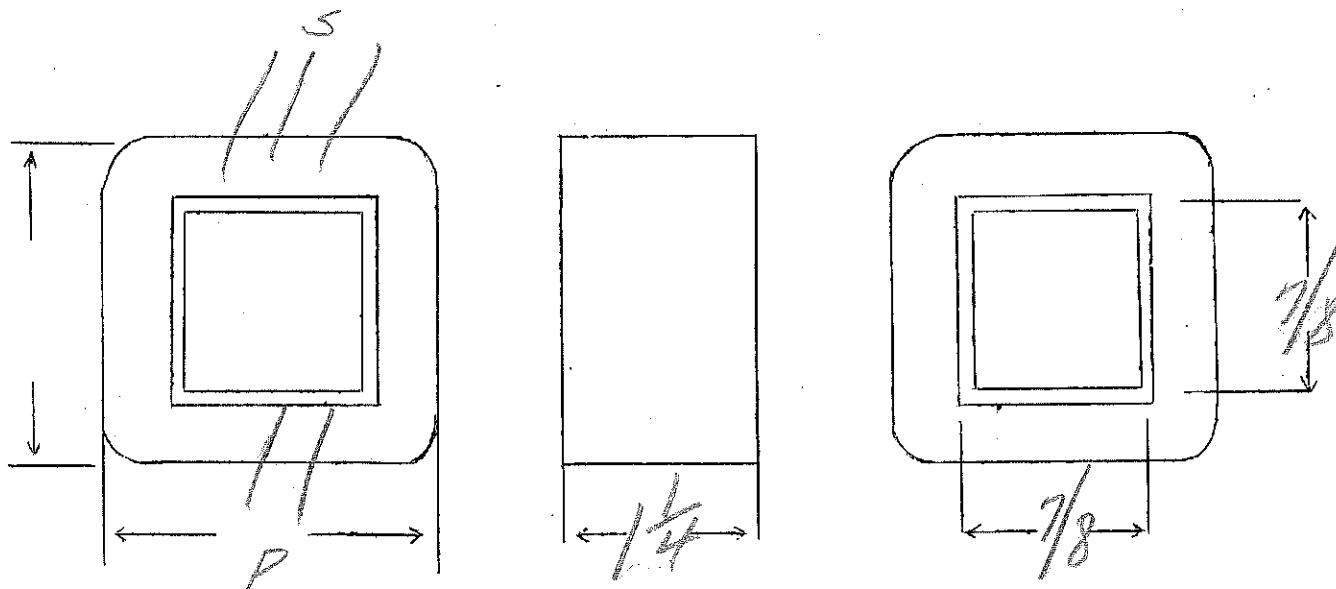
PPumpul- 2-1 overall ratio

SPEC. NO.

2544

Winding	P	S					
Turns	3500	7000					
Taps	1750	3500					
Wind. Lgth.	1 1/6	1 1/6					
Wire Size	#38	#38					
T.P.L.	220	220					
Kind Term.	Sil Br						
Term. Lgth.	3"	3"					
Layer Insul.	20#	20#					
Test Volt.	—	—					
Wrapper	2L003YP	2L005GP					

TUBE	7L007	IMPREGNATION	WAX
CORE	7/8 x 7/8	PRIMARY V.A.	
MOUNTING	D		



DESIGNED BY

grw

DATE

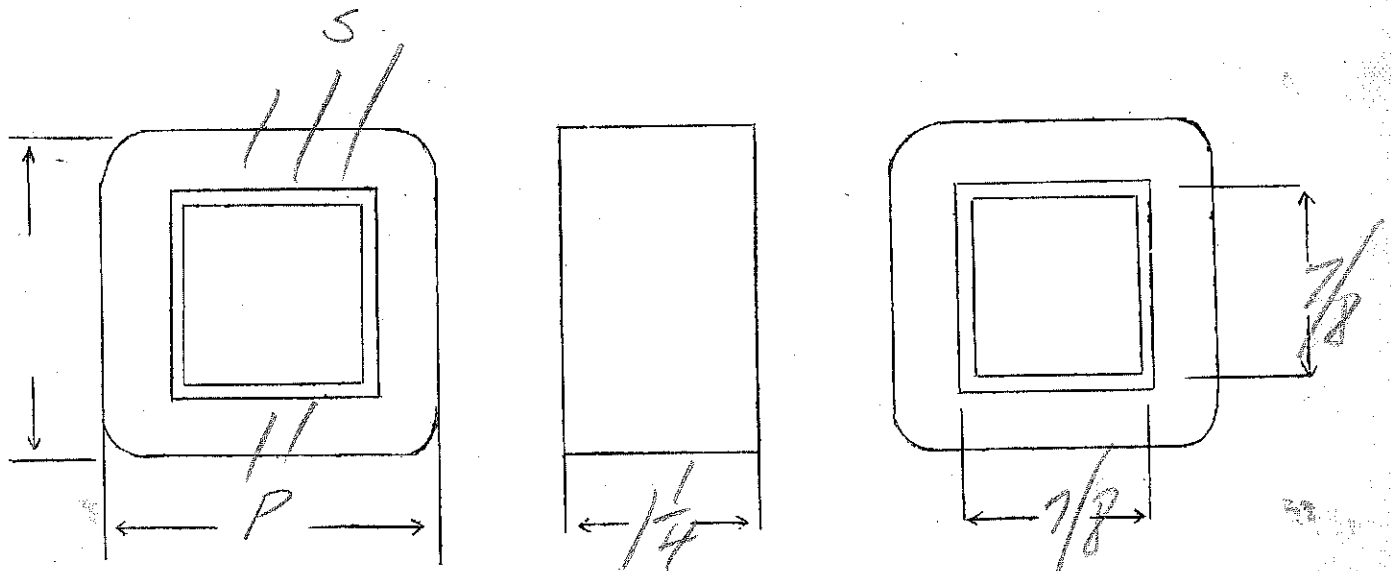
12-28-36

P.P. input 2-100000 ratio

SPEC. NO.

2545

Winding	P	S					
Turns	3250	6500					
Taps	—	3250					
Wind. Lgth.	1 1/6	1 1/6					
Wire Size	#38	#38					
T.P.L.	220	220					
Kind Term.	Sil Br						
Term. Lgth.	3"	3"					
Layer Insul.	20#	20#					
Test Volt.	—	—					
Wrapper	24003VP	240055A					
TUBE	76007	IMPREGNATION			WAX		
CORE	7/8 x 7/8	PRIMARY V.A.					
MOUNTING	D						



DESIGNED BY

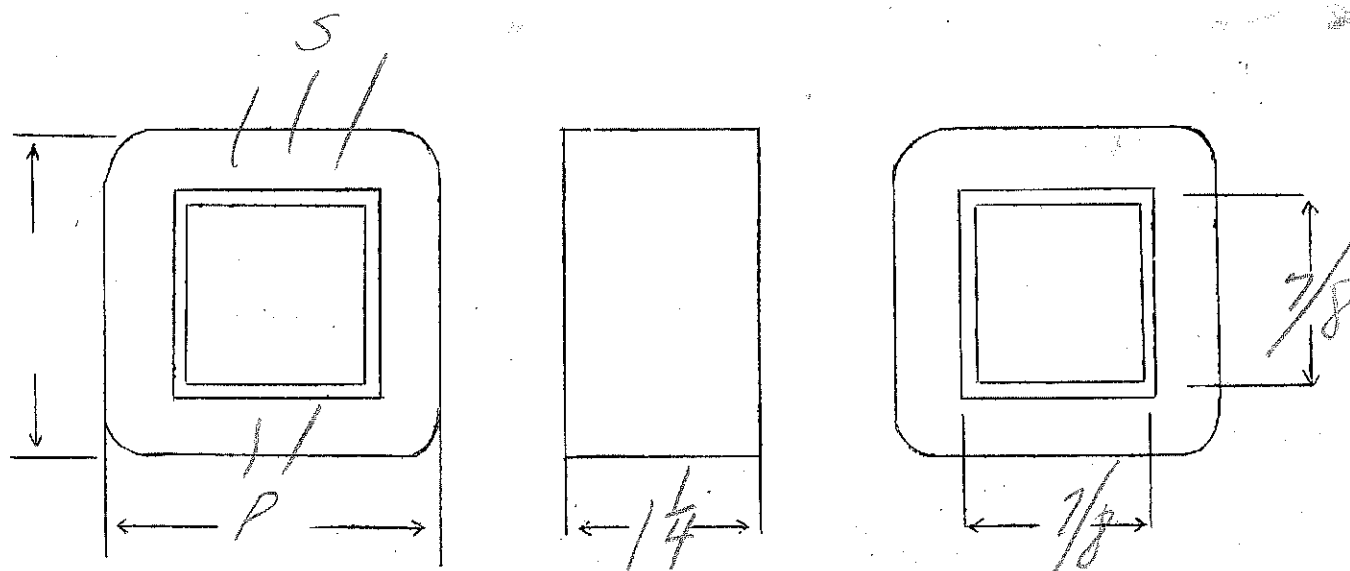
Geo

DATE

12-28-36

2546

TUBE	72007	IMPREGNATION	WAX
CORE	7/8 x 3/8	PRIMARY V.A.	
MOUNTING	D		

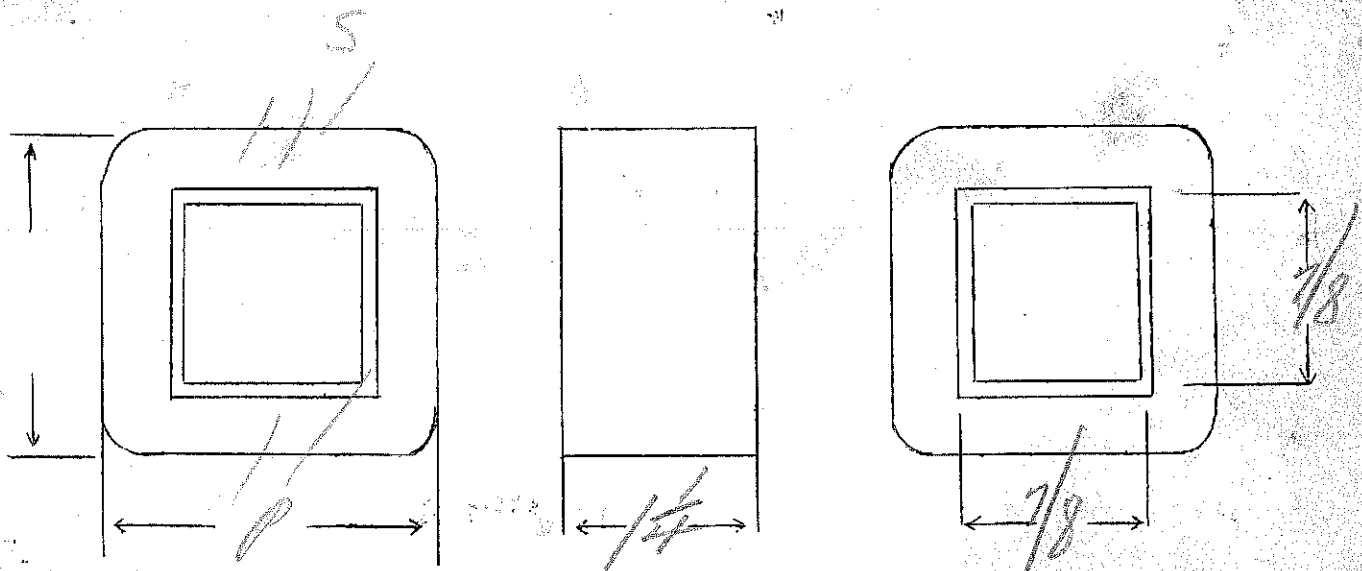


12-28-36

SPEC. NO.

2547

Winding	P	SEC				
Turns	2500	5000				
Taps		2500				
Wind. Lgth.	1 1/6	1 1/6				
Wire Size	#38	#38				
T.P.L.	210-12	210-24				
Kind Term.	Sil Brand					
Term. Lgth.	3"	3"				
Layer Insul.	20	20				
Test Volt.						
Wrapper	24003VP	2400564				
TUBE	7697	IMPREGNATION	WAX			
CORE	7/8 x 7/8 - 2x2	PRIMARY V.A.				
MOUNTING	D	B grade				



DESIGNED BY

G.W.

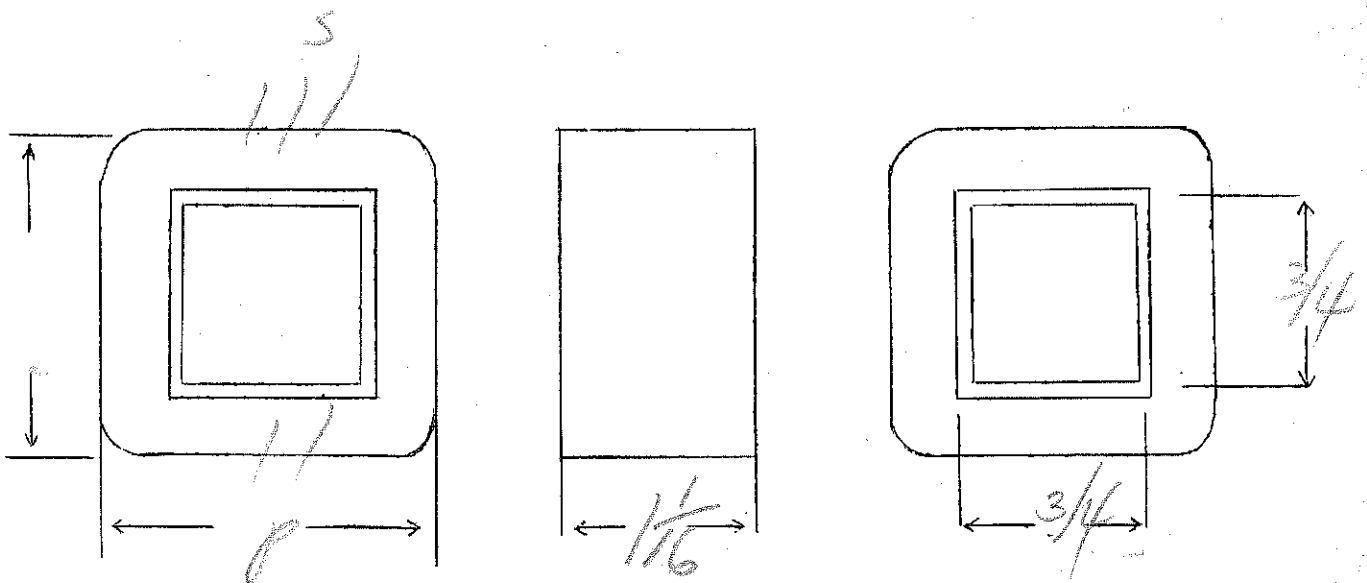
DATE

12/30/36

SPEC. NO.

2548

Winding	P	S					
Turns	2500	5000					
Taps	—	2500					
Wind. Lgth.	7/8	7/8					
Wire Size	#38	#38					
T.P.L.	180-14	180-28					
Kind Term.	50 Bz						
Term. Lgth.	3"	3"					
Layer Insul.	20#	20#					
Test Volt.	—	—					
Wrapper	21003VP	21005GA					
TUBE	41007		IMPREGNATION				
CORE	3/4 x 3/4	— 2x2		PRIMARY V.A.			
MOUNTING	D						



DESIGNED BY

SW

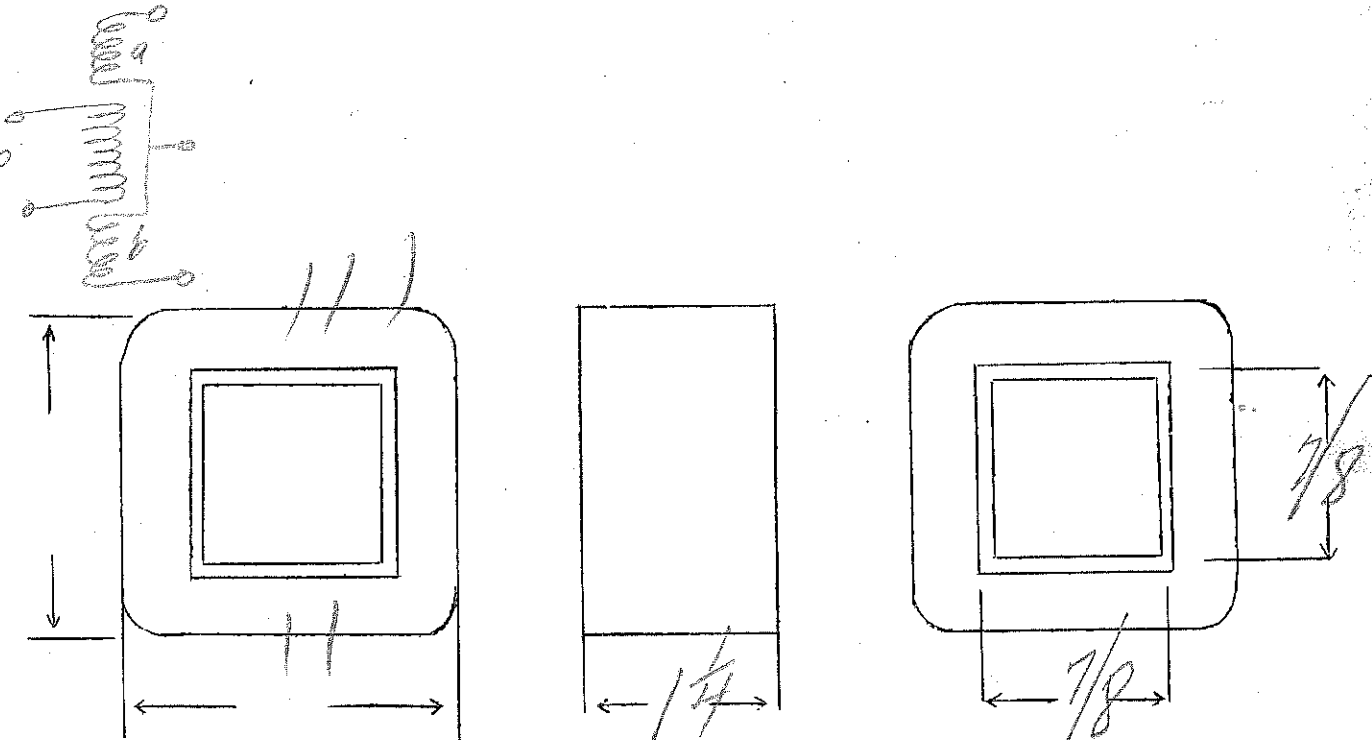
DATE

12/30/96

P.P. input

SPEC. NO. 2549

Winding	SEC ₁	PRI	SEC ₂				
Turns	4400	3500	4400				
Taps	—	—	—				
Wind. Lgth.	1 $\frac{1}{16}$	1 $\frac{1}{16}$	1 $\frac{1}{16}$				
Wire Size	#39	#39	#39				
T.P.L.	255	255	255				
Kind Term.	Silver Braid						
Term. Lgth.	3'	✓	✓				
Layer Insul.	20#	✓	✓				
Test Volt.	—	—	—				
Wrapper	12007VC	12007VC	21005EA				
TUBE	72007			IMPREGNATION		WAX	
CORE	7/8 x 7/8 2x2			PRIMARY V.A.			
MOUNTING	D						



DESIGNED BY

GW

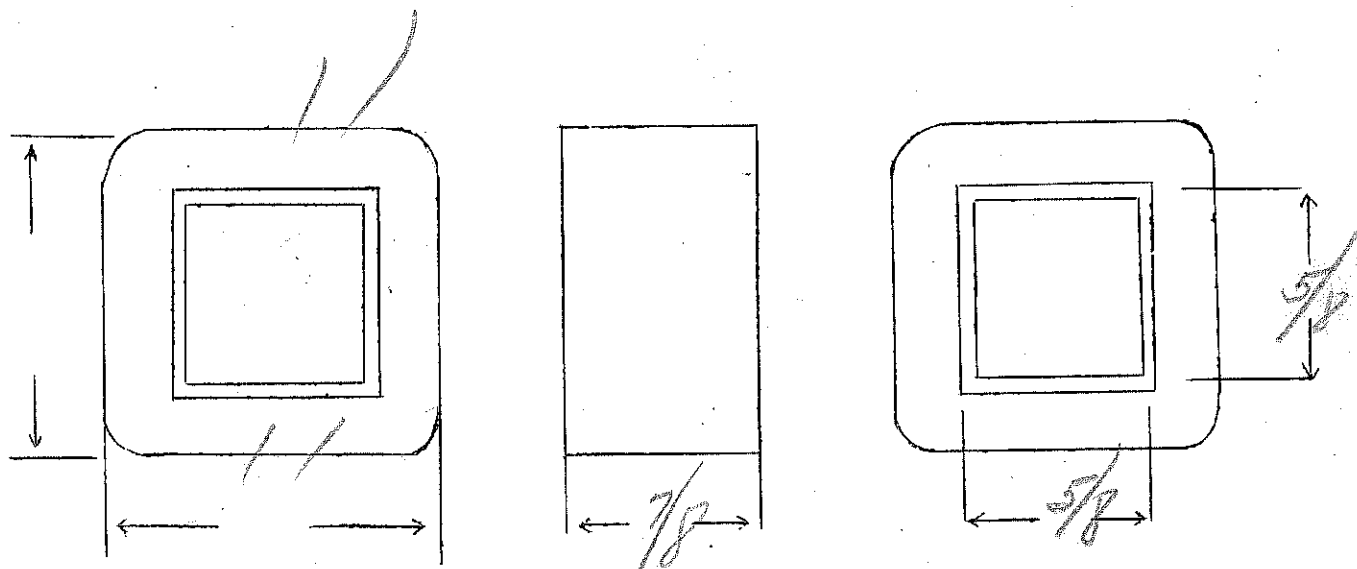
DATE

1/14/37

single 6L6 to 3.5 rvc
2500m

SPEC. NO. 2550

Winding	P	S					
Turns	1500	46					
Taps	—	—					
Wind. Lgth.	3/4	3/4					
Wire Size	#35	#21					
T.P.L.	110-14	23-2					
Kind Term.	Sil Br.	W.O.					
Term. Lgth.	3"	3"					
Layer Insul.	30#	—					
Test Volt.	—	—					
Wrapper	20056A	20056A					
TUBE	4007		IMPREGNATION		VARNISH		
CORE	5/8 x 5/8 .003" gap				PRIMARY V.A.		
MOUNTING	D						



DESIGNED BY

guy

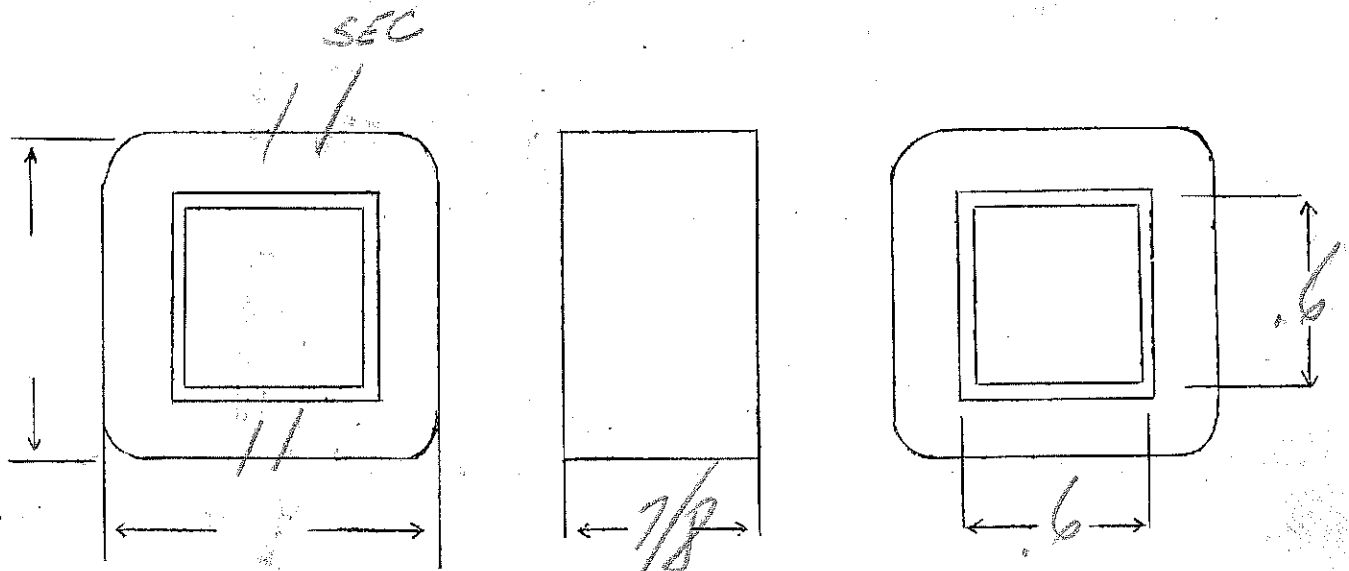
DATE

1-4-36

3.2 to grid

SPEC. NO. 2557

Winding	SEC	PRI					
Turns	7500	42					
Taps	—	—					
Wind. Lgth.	3/4	3/4					
Wire Size	#40	#22					
T.P.L.	190-40	2L					
Kind Term.	Sil Br	WIP ONLY					
Term. Lgth.	3"	3"					
Layer Insul.	12#	50#					
Test Volt.	—	—					
Wrapper	21005GA	21005GA					
TUBE				IMPREGNATION	WAX		
CORE	6x6 - 2x2 steel			PRIMARY V.A.			
MOUNTING	D						



DESIGNED BY *SW*

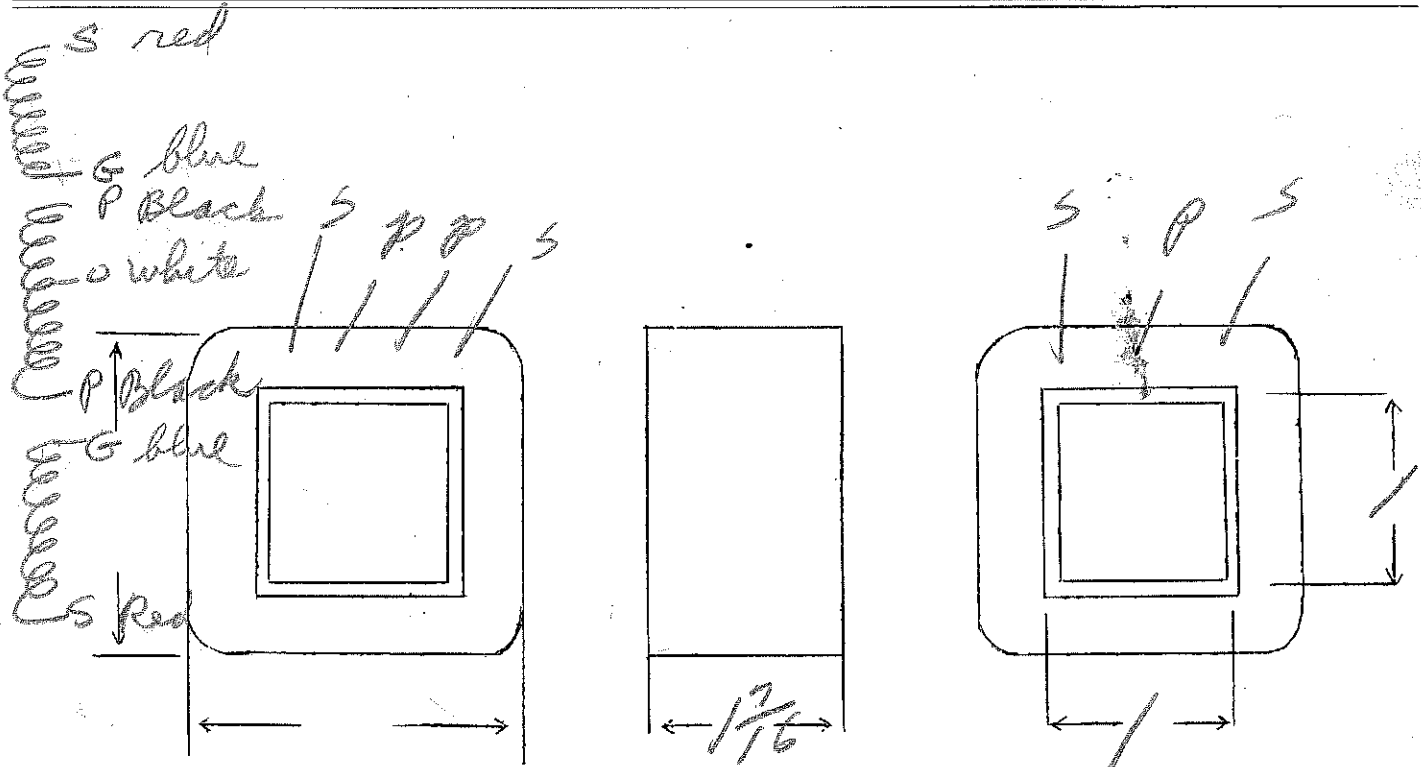
DATE 1/2/37

PP. 10,000 r Pts to P.P. Par. 626

SPEC. NO. 2552

Winding	SEC,	PRI	SEC ₂				
Turns	1200	6000	1200				
Taps	—	3000	—				
Wind. Lgth.	1.25	1.25	1.25				
Wire Size	#33	#36	#33				
T.P.L.	145-9	200-30	145-9				
Kind Term.	#20 Par Braid						
Term. Lgth.	9	9	9"				
Layer Insul.	20 #	20 #	20 #				
Test Volt.	—	—	—				
Wrapper	10007 4L-6L	10007V6 4L-6L	3L005GA				

TUBE	71007	IMPREGNATION	VARNISH
CORE	1X1 24GB-2X2	PRIMARY V.A.	
MOUNTING	A		



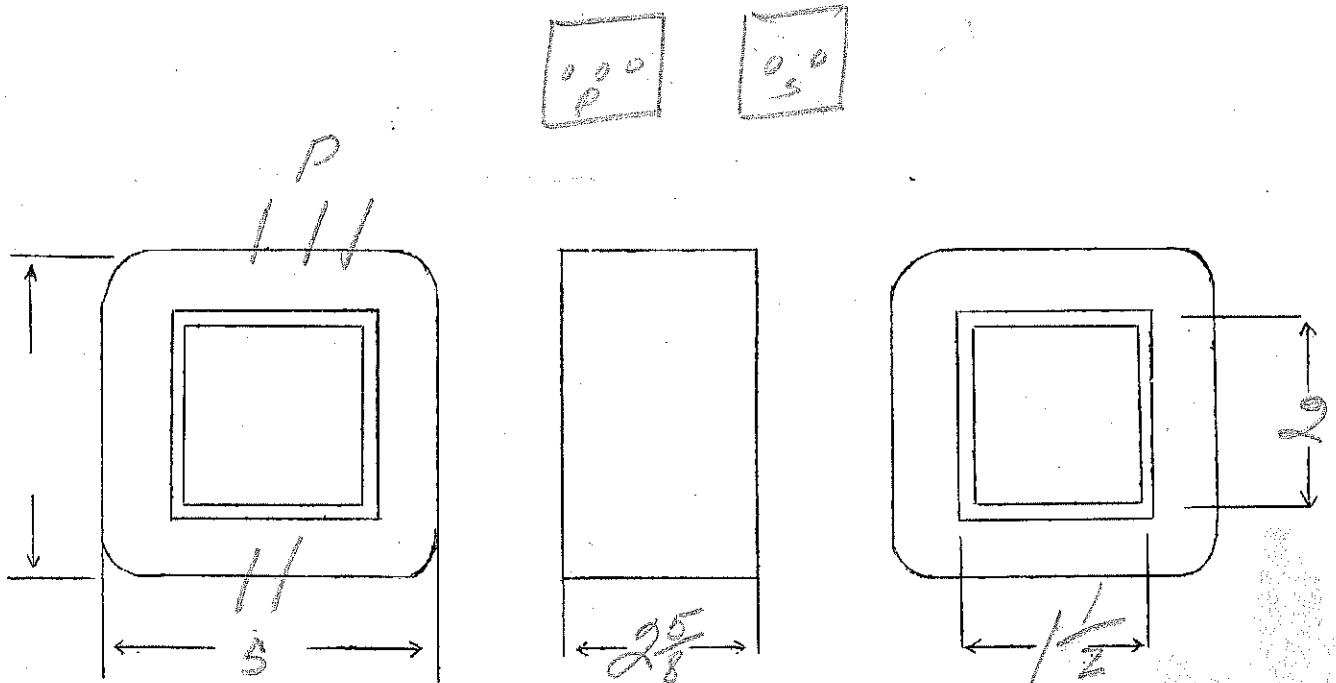
DESIGNED BY *Glw*

DATE 1/27/37

P.P. Parallel 6L6 to 5000 Ω secondary - 250 Ma
2000 Ω P.P.

SPEC. NO. 2553

Winding	PRI	SEC					
Turns	1940	3200					
Taps	970	—					
Wind. Lgth.	2 $\frac{1}{4}$ "	2 $\frac{1}{4}$ "					
Wire Size	#26	#27					
T.P.L.	122-16	135-24					
Kind Term.	WIRE	ONLY					
Term. Lgth.	6"	6"					
Layer Insul.	50#	50#					
Test Volt.	5000	5000					
Wrapper	21007VC	21007VC					
	21005GA	21005GA					
TUBE	92007H/1007VC		IMPREGNATION		VARNISH		
CORE	1 $\frac{1}{2}$ X 2 Gap .015				PRIMARY V.A.		
MOUNTING	J						



DESIGNED BY

1/27/37

DATE

SW

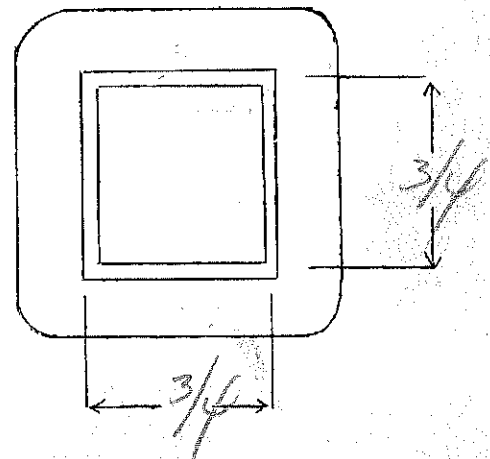

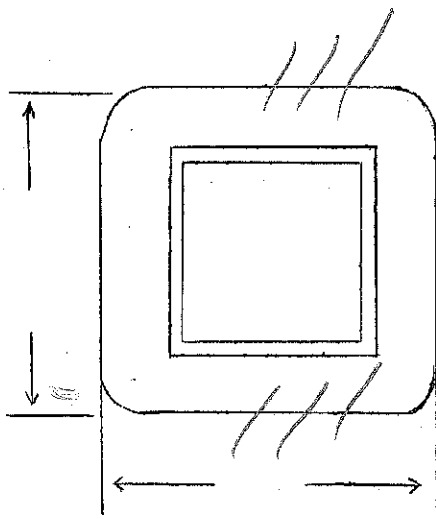
universal input P.P. to P.P.

(Figart)

SPEC. NO.

2554

Winding	PRI	SEC					
Turns	3500	9700					
Taps	1750	4850					
Wind. Lgth.	15/16	✓					
Wire Size	#39	#39					
T.P.L.	220-16	220-44					
Kind Term.	Sil Br	Sil Br					
Term. Lgth.	2"	2"					
Layer Insul.	12#	12#					
Test Volt.							
Wrapper	42 glassine 11007 VC	2005 GA					
TUBE	54007+11003 VR		IMPREGNATION		WAX		
CORE	3/4 x 3/4 296B 2x2		PRIMARY V.A.				
MOUNTING	D						



DESIGNED BY

[Signature]

DATE

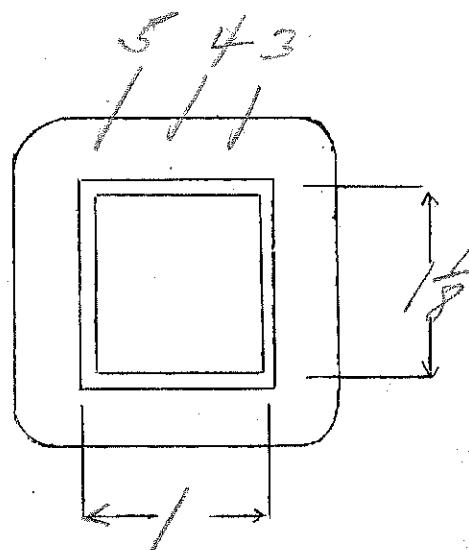

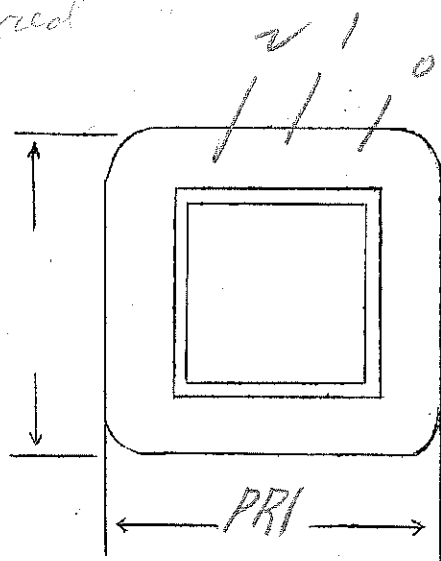
1/24/37

P.P. 6 B5 tubes to 2.2, 4.4, 8, + 16 Ω VC
(30-10,000 Ω)

SPEC. NO. 2555

Winding	PRI	SEC	Continuous			
Turns	2000	59	55	45		
Taps	—		22			
Wind. Lgth.	17/32	1.25				
Wire Size	#36	#18	#20	#22		
T.P.L.	84-24					
Kind Term.	#20 P Brand	WIRE ONLY				
Term. Lgth.	9"	9"	9"	9"		
Layer Insul.	20#	.007 Kraft				
Test Volt.	2500					
Wrapper	26005BA			26005BA		
TUBE	7L007			IMPREGNATION	VARNISH	
CORE	1 x 1/8 - Grade A			PRIMARY V.A.		
MOUNTING	A					

- 5 - white
- 1 - black
- 2 - green
- 3 - blue
- 4 - red
- 5



DESIGNED BY

SW

DATE

1/28/37

10,000 — 100

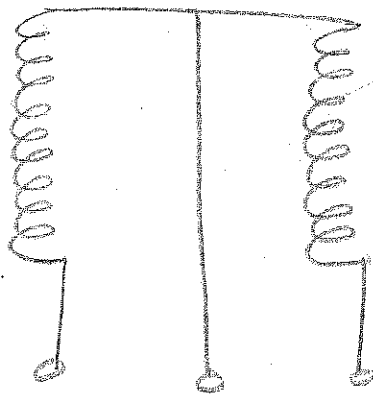

2.2 — 1.48

4.4 — 2.1

8 — 2.83

16 — 4.0

500 — 22.4



American Amp. Coil.

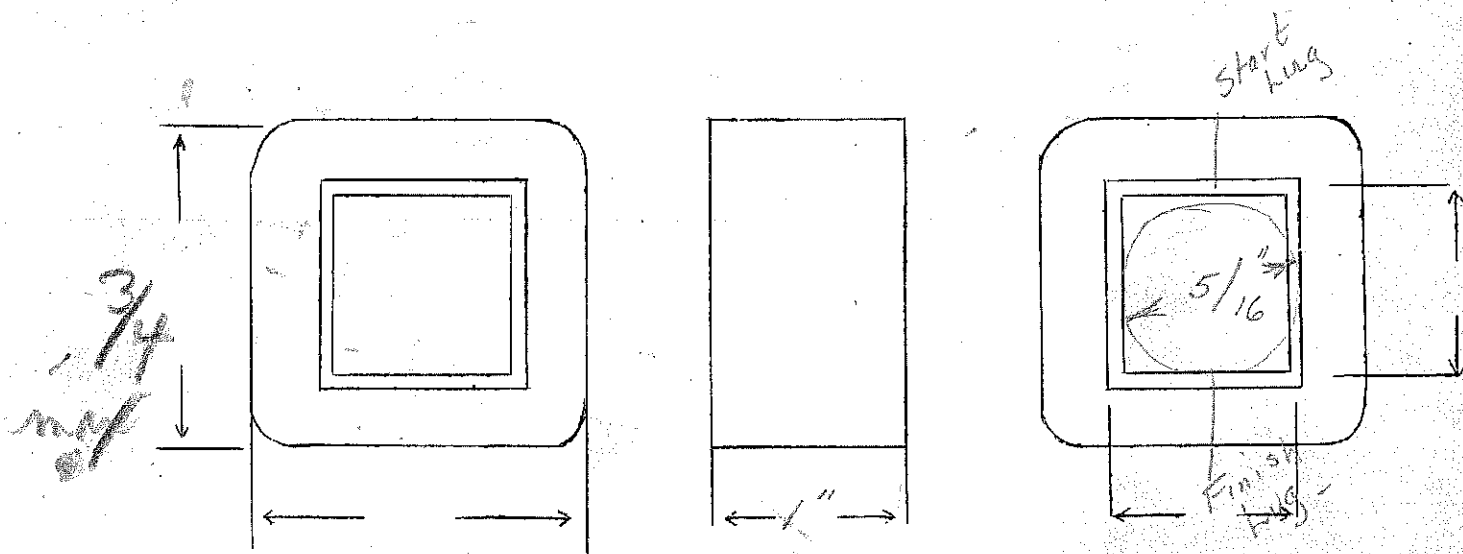
Quant 25 - .57 net

SPEC. NO.

2556

Winding							
Turns	1500						
Taps							
Wind. Lgth.	—						
Wire Size	31F						
T.P.L.							
Kind Term.	Wire Only						
Term. Lgth.	3"						
Layer Insul.	Random						
Test Volt.	None						
Wrapper	1/4 .005 Kraft						

TUBE	3 layers .007" Kraft	IMPREGNATION	
CORE		PRIMARY V.A.	
MOUNTING			



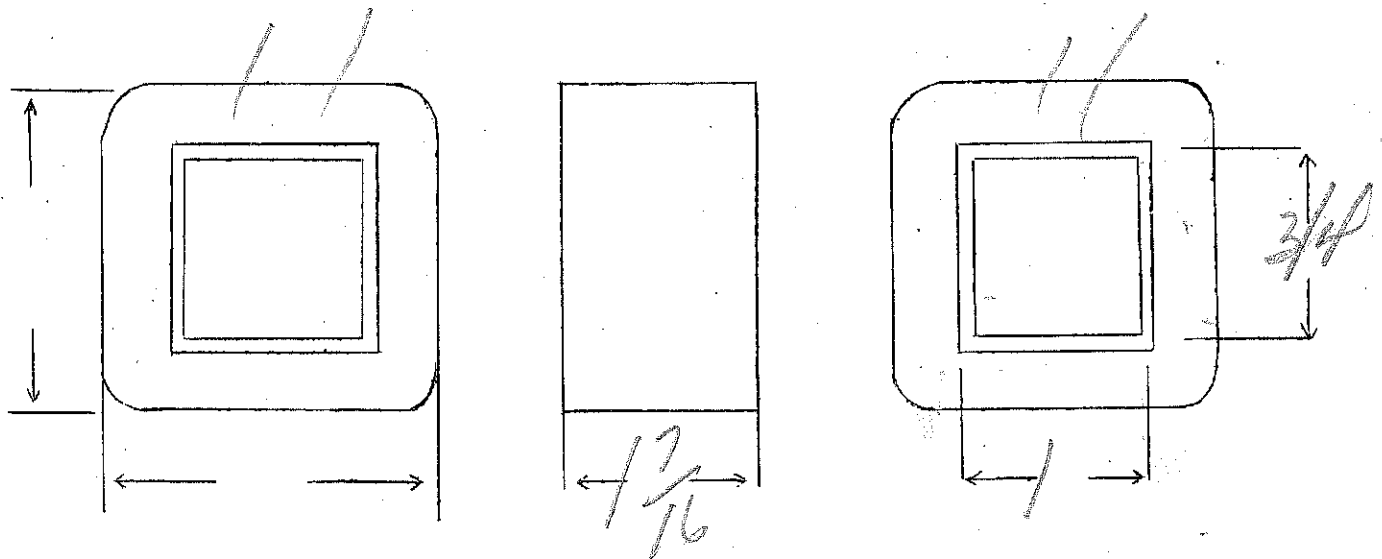
DESIGNED BY

DATE

H.L. into grid

SPEC. NO. 2557

Winding	SEC	PRI					
Turns	8500	57					
Taps	—	—					
Wind. Lgth.	1.25	1.25					
Wire Size	#38	#21					
T.P.L.	250	—					
Kind Term.	#20 0.32	n.o.					
Term. Lgth.	9"	9"					
Layer Insul.	20 #	—					
Test Volt.	—	—					
Wrapper	210056A	210056A					
TUBE	7L007	IMPREGNATION	Wax				
CORE	11 3/4 - 29Ga B	2x2	PRIMARY V.A.				
MOUNTING	A						



DESIGNED BY

DATE

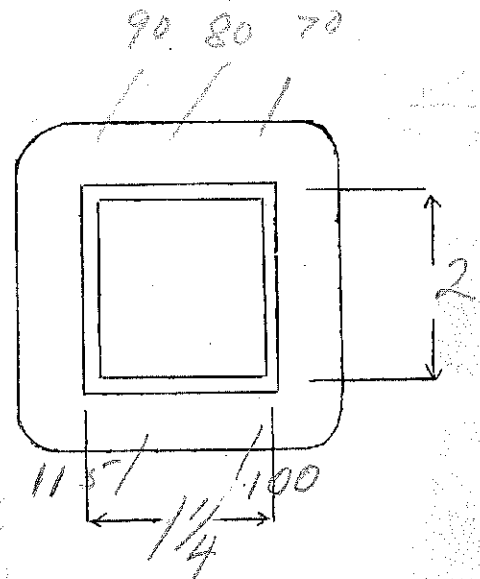
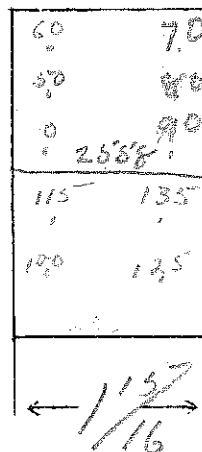
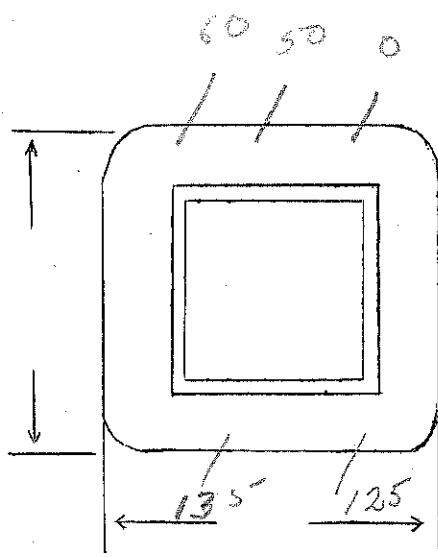
Auto Transformer - 5 Amp
0, 50, 60, 70, 80, 90, 100, 115, 125, 135 V

SPEC. NO. 2558

N/A = 2.65"

Winding	CONTINUOUS					
Turns	103 3	104	120			
Taps	—	80 53 27	93 27-66			
Wind. Lgth.	1 3/4"					
Wire Size	#18	#17	#16			
T.P.L.	—	11L	—			
Kind Term.	Wire Only					
Term. Lgth.	4"	4 1/2"	4 1/4"			
Layer Insul.	—	007K	—			
Test Volt.	—	1250	—			
Wrapper			2L007GA			

TUBE	7L007GK	IMPREGNATION	Varnish
CORE	1 1/4 X 2	24G D Grade 2X2	PRIMARY V.A.
MOUNTING	F F		



DESIGNED BY JCG

DATE 6-28-39

Special Oscillator Transformer

SPEC. NO.

2559

Winding	Sec	Pri	Sec				
Turns	660	20000	6300				
Taps	330	10000	3150				
Wind. Lgth.	1 1/4	✓	✓				
Wire Size	#40	#40	#40				
T.P.L.	346-2	346-58	346-20				
Kind Term.	# 20 Pz Bz						
Term. Lgth.	9"	9"	9"				
Layer Insul.	12 #	12 #	12 #				
Test Volt.		1250					
Wrapper	12005VC 10LXL	12005VC 10LXL	2L005GA				

TUBE

6L007

IMPREGNATION

Varnish

CORE

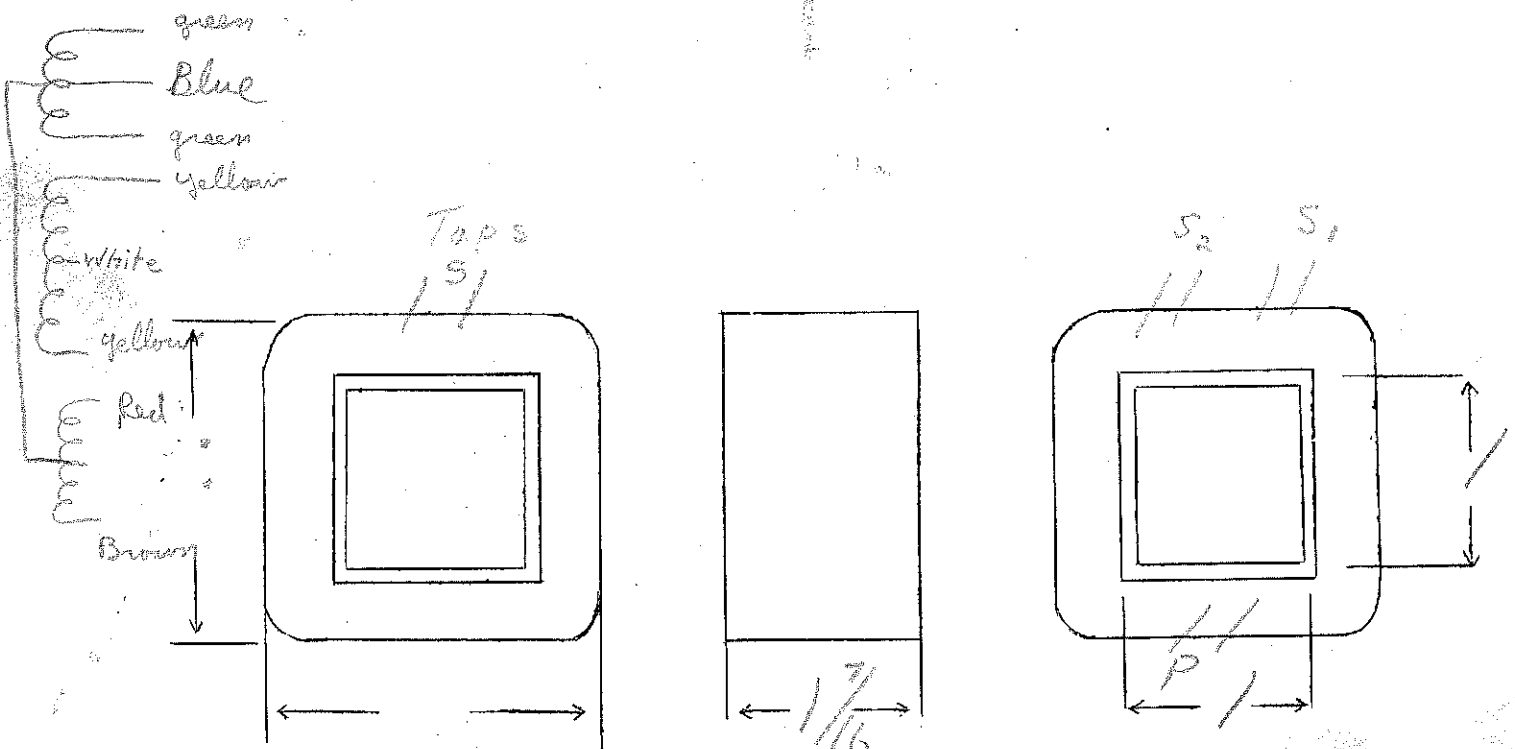
29 Ga Bthode

Built
no gap

PRIMARY V.A.

MOUNTING

A



DESIGNED BY

DATE

6-28-39

P.V. output transformer to plate modulate an 802
with PP 245 modulators sec 10,000 or 12,500 ~ 50 ms

SPEC. NO. 2560

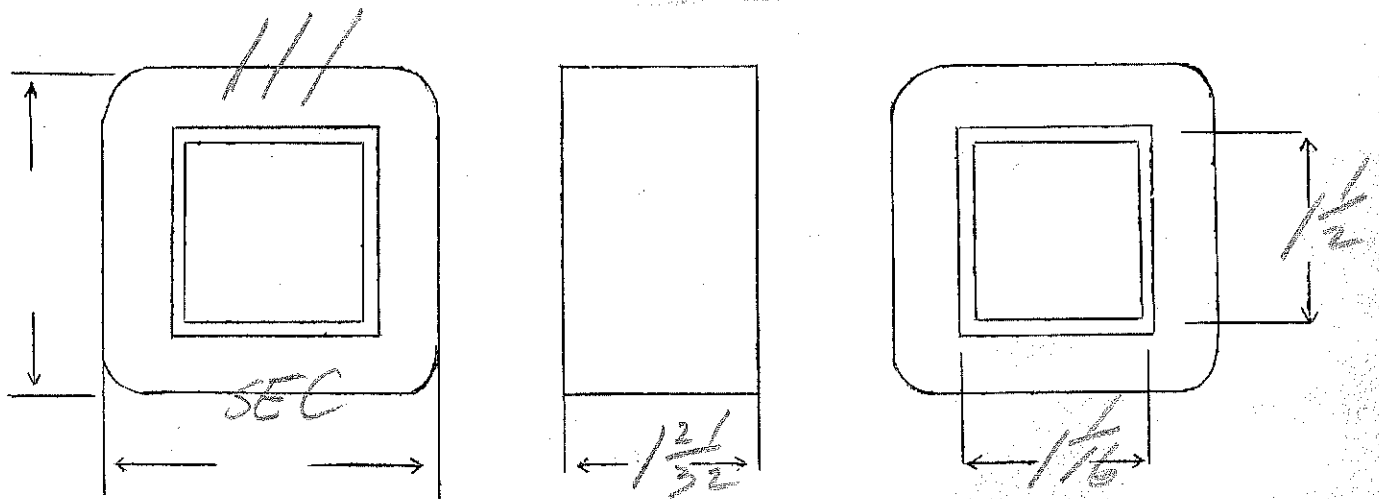
Winding	PRI	SEC					
Turns	3000	5000					
Taps	1500	4350					
Wind. Lgth.	$1\frac{15}{32}$	$1\frac{1}{4}$					
Wire Size	#34	#33					
T.P.L.	190-16	145-35					
Kind Term.	Sil Braid						
Term. Lgth.	4"	4"					
Layer Insul.	30#	30#					
Test Volt.	2500	5000V					
Wrapper	2100TMC 32-8R	2100TMC 210050A					
TUBE	7L007	IMPREGNATION			VARNISH		
CORE	$1\frac{1}{16} \times 1\frac{1}{2}$ 126mm $1\frac{1}{2}$ 29mm			PRIMARY V.A.			
MOUNTING	F						

heavy sec. finishing -

PPP

OP
OCT
OP

01280
01070
06



DESIGNED BY

SW

DATE

2/3/37

PP 6L6 to plate + screen grid of 6X20

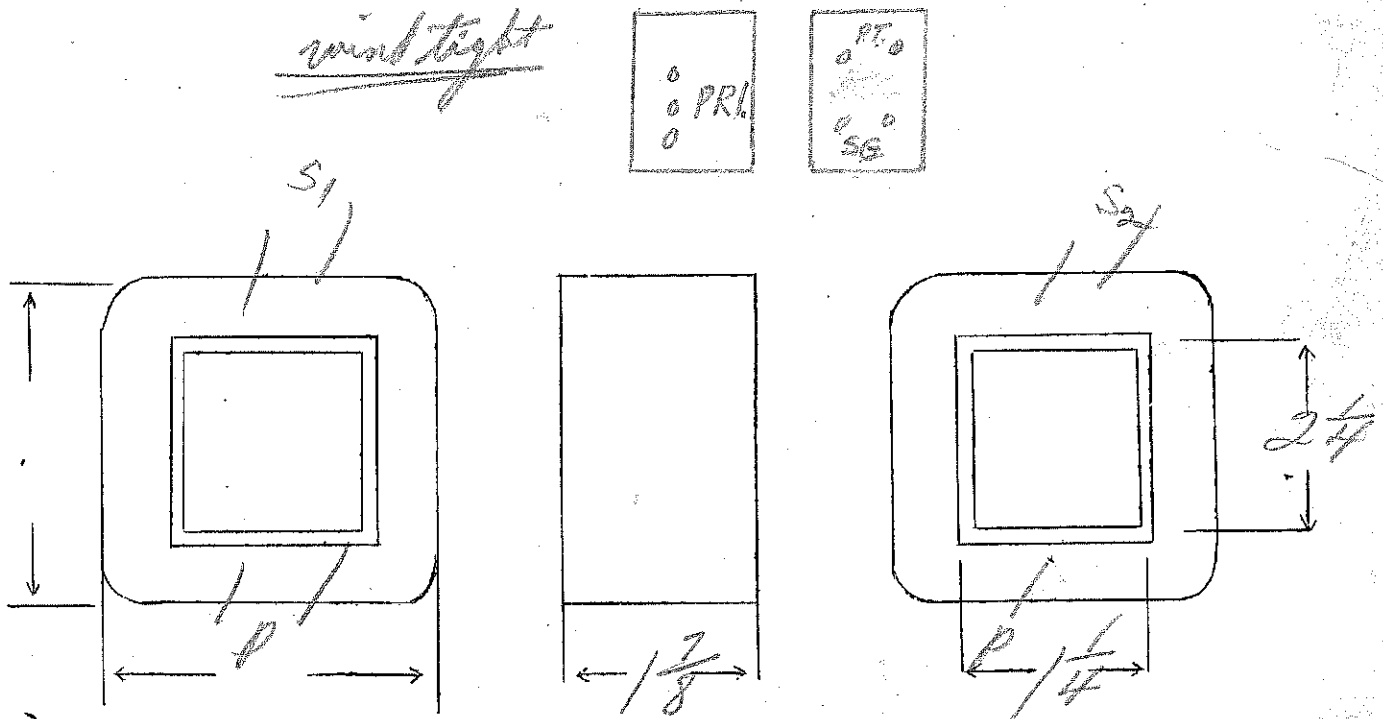
Plate - $R = \frac{1250}{.090} = 14000 \Omega - 90 \text{Ma}$ rated 40 watts

Grid - $R = \frac{300}{.032} = 9500 \Omega - 32 \text{Ma}$

SPEC. NO.

2561

Winding	PR1	SEC1	SEC2				
Turns	1700	3300	2700				
Taps	850	—	—				
Wind. Lgth.	1 5/8	✓	✓				
Wire Size	#29	#31	#35				
T.P.L.	123-14	151-22	230-12				
Kind Term.	WIFE ONLY						
Term. Lgth.	6"	6"	6"				
Layer Insul.	40#	40#	40#				
Test Volt.	5M	5M	5M				
Wrapper	3L007VC	3L007VC	2L007VC 2L0076A				
TUBE	7L007 + 1L007VC			IMPREGNATION		Varnish	
CORE	1 1/2" - Gap 0.20				PRIMARY V.A.		
MOUNTING	F						



DESIGNED BY

Law

DATE

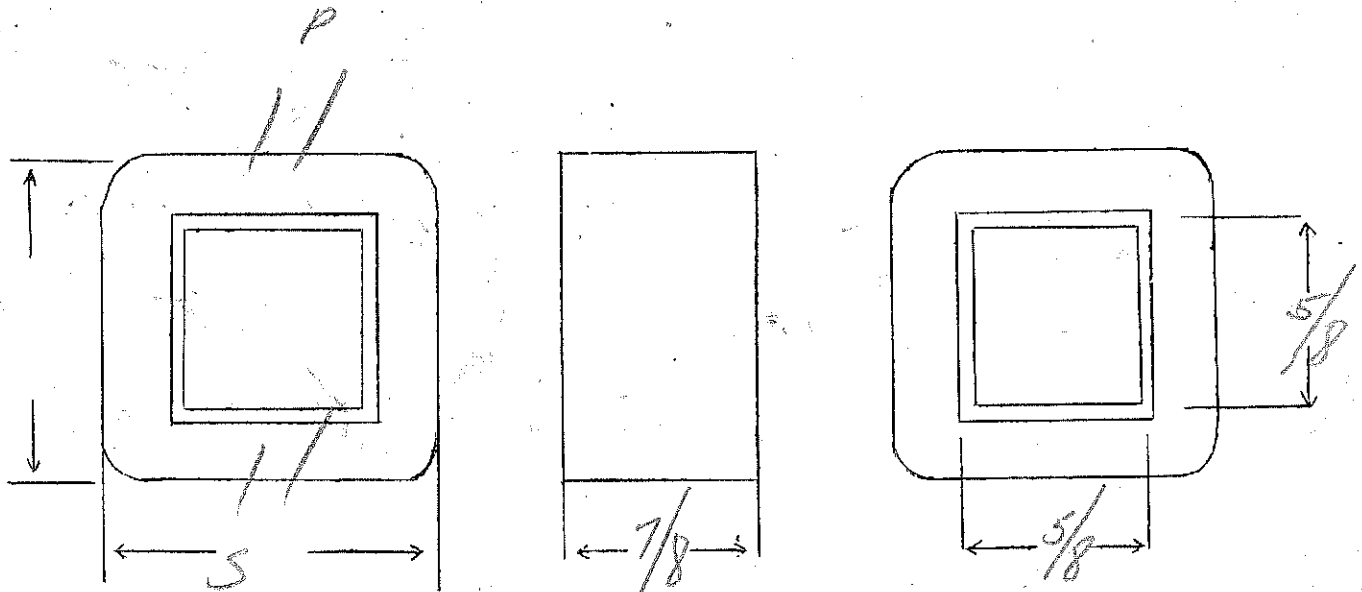
2/9/37

3 watt audio
500 Ω to 25 Ω VC

SPEC. NO. 2562

Winding	PRI	SEC					
Turns	750	54					
Taps	—	—					
Wind. Lgth.	3/4	3/4					
Wire Size	32	21					
T.P.L.	75-10	31					
Kind Term.	sil Br	WO.					
Term. Lgth.	3"	3"					
Layer Insul.	30#	—					
Test Volt.	—	—					
Wrapper	210050A	210050A					

TUBE	5L007	IMPREGNATION	Varnish
CORE	5/8 x 5/8 - 2 x 2 core	PRIMARY V.A.	
MOUNTING	D		



DESIGNED BY

SW

DATE

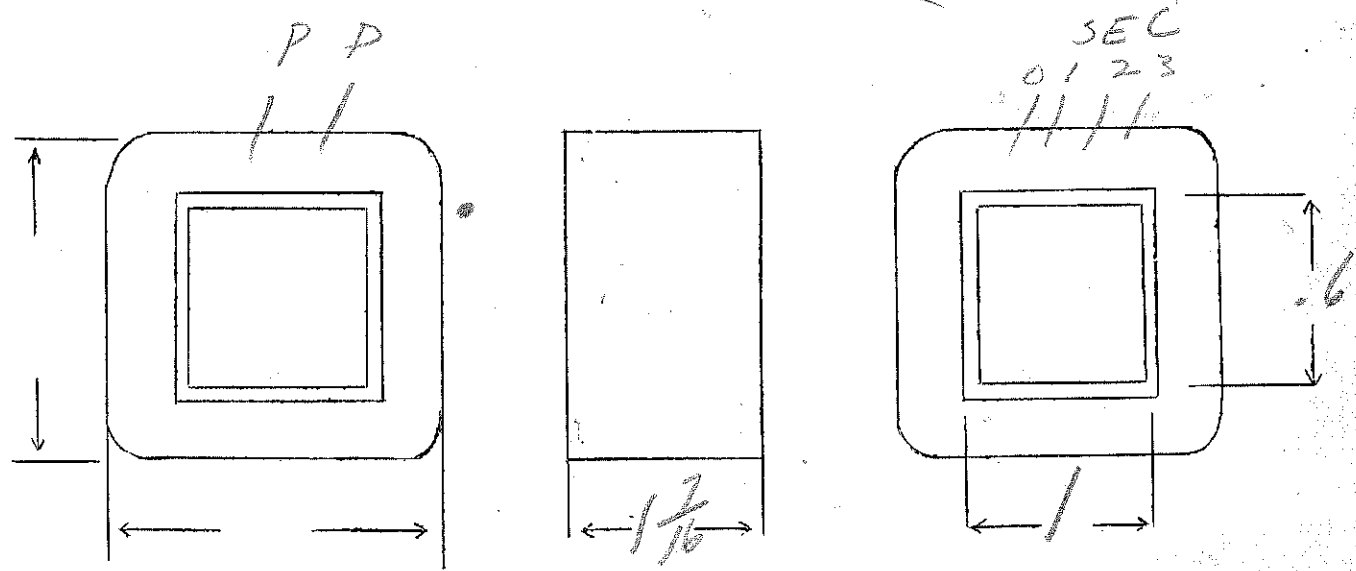
2/8/37

P-110V - 1000~
S-275-150-50V-

SPEC. NO. 2563


Winding	P	S					
Turns	635	1600					
Taps	-	880-300					
Wind. Lgth.	1.25	1.25					
Wire Size	#29	#29					
T.P.L.	90	90					
Kind Term.	WIRE ONLY	WIRE ONLY					
Term. Lgth.	3"						
Layer Insul.	30#						
Test Volt.							
Wrapper	10076A	20058A					

TUBE	7L007	IMPREGNATION	Below coil + laminating
CORE	1x.6-stack 1x1-24GA	PRIMARY V.A.	both - varnished
MOUNTING	C - 2 horizontal brackets only		



DESIGNED BY gsw DATE 2/18/37

45
16.3



115

65 34.3

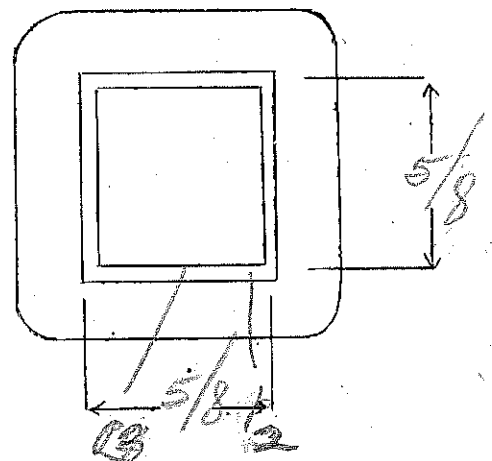

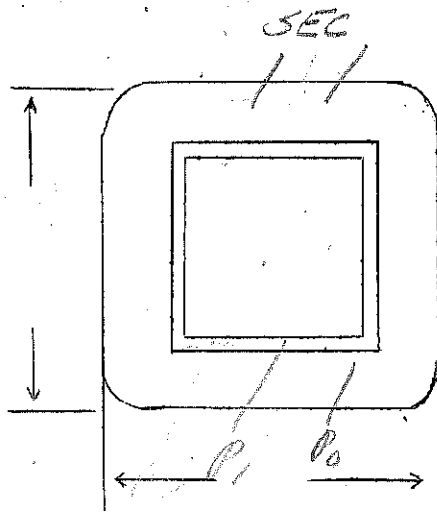
22

Input - 5, 10, 15 Ω to 75,000 Ω

Continuous

SPEC. NO. 2564

Winding	SEC	PR1					
Turns	6800	56	43				
Taps	—		25				
Wind. Lgth.	3/4	3/4	3/4				
Wire Size	# 40	23	26				
T.P.L.	190-36	22	14				
Kind Term.	Sil Brd						
Term. Lgth.	3"	3"					
Layer Insul.	12#	40#	40#				
Test Volt.	—	—	—				
Wrapper	2005GA	2005GA					
TUBE	51007	IMPREGNATION			WAX		
CORE	5/8 x 5/8	- 2x2			PRIMARY V.A.		
MOUNTING	D						



DESIGNED BY

Sw

DATE

2/9/37

RP 6B5 tube to 2.2-4.4-8-16-500-VC

(FOR MODEL #20)

SPEC. NO. 2565

OUTPUT TRANSFORMER

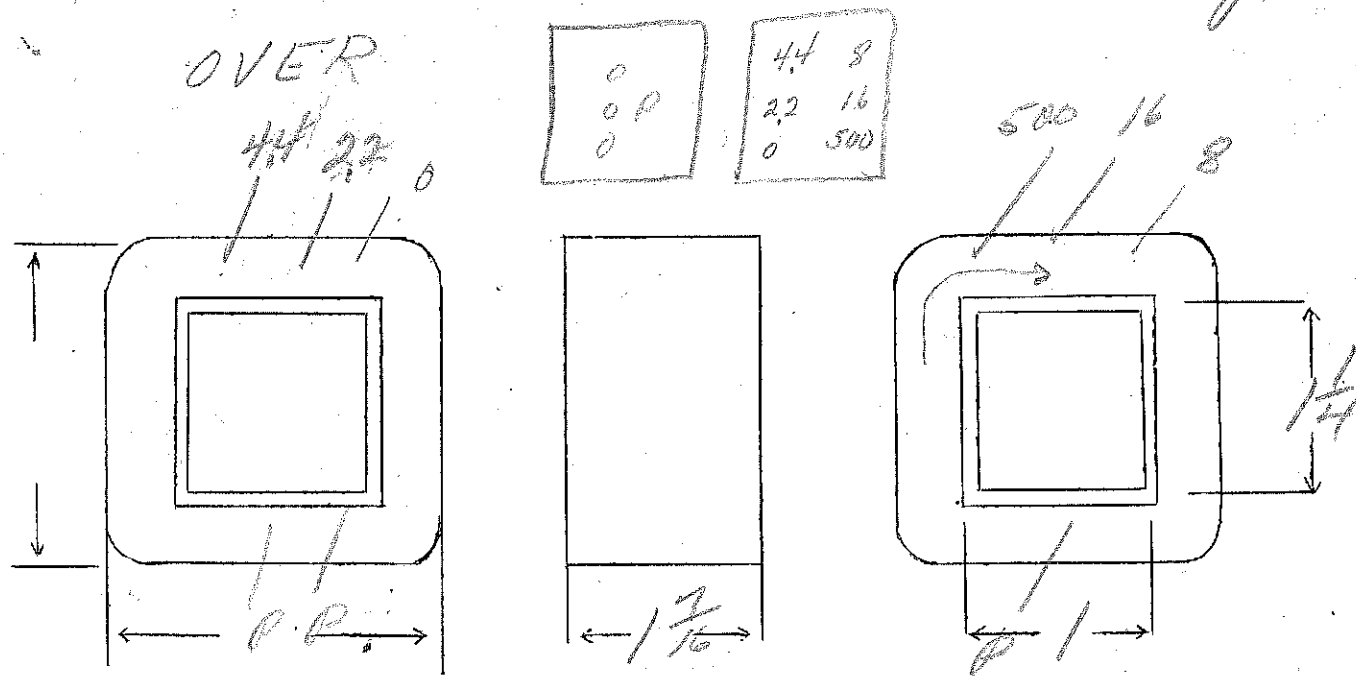
Winding	SEC.	PRI	continuous				
Turns	685	3700	43	52	55		
Taps	—	1850		32			
Wind. Lgth.	1.25	1.25					
Wire Size	#30	#36	#22	#20	#18		
T.P.L.	100-7	206-18	1L	15L	2L		
Kind Term.	Sil M	Sil P	wire	only			
Term. Lgth.	4"	4"	4"	4"	4"		
Layer Insul.	double 16 #	double 16 #	50 #				
Test Volt.							
Wrapper	4003VP	4003VP					

TUBE 5L007 IMPREGNATION VARNISH

CORE 1X 1/4- 24 SW A Grade PRIMARY V.A.

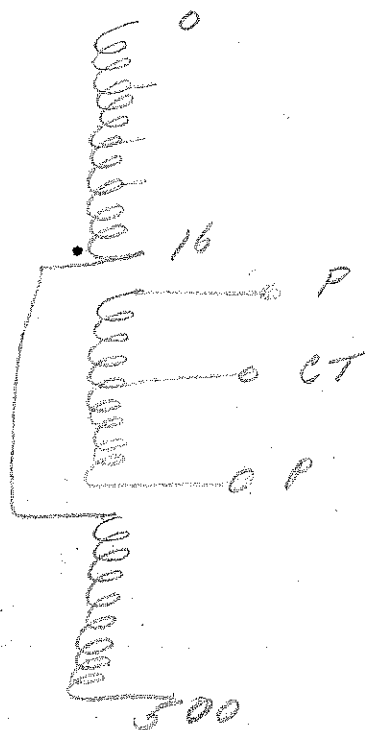
MOUNTING F

sec, and sec's are continuous - 0' is end of sec



SIGNED BY *gsw*

DATE 2/12/37



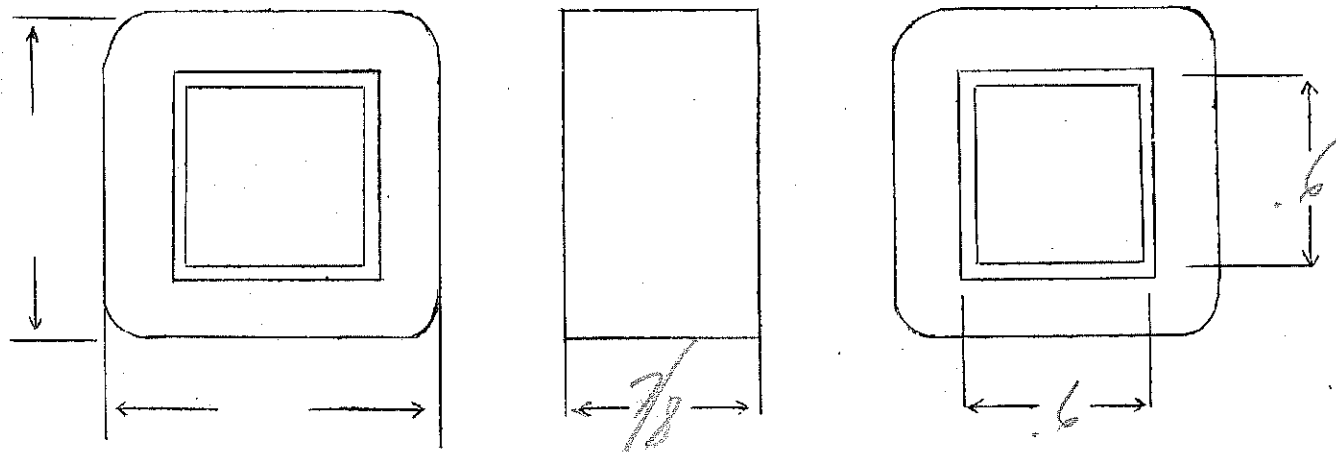
6-2 to gnd 80-6000v

SPEC. NO. 2566

Winding	SEC	SHIELD	BLACK PRI				
Turns	7600	1	58				
Taps	—						
Wind. Lgth.	3/4		3/4				
Wire Size	#40	shim	#23				
T.P.L.	190-40	block	29-2				
Kind Term.	#20 per br	#20 blue br	WIRE ONLY				
Term. Lgth.	11"	9"	9"				
Layer Insul.	12#		50#				
Test Volt.	none						
Wrapper	14005 VP 26 sl.	240056A	240056A				

TUBE	52007	IMPREGNATION	Wax
CORE	5/8 x 5/8 - 2x2	PRIMARY V.A.	
MOUNTING	in aluminum shield can - 2 1/4" high - 1 3/4" diam		

start sec lead thru shielding



DESIGNED BY

SW

DATE

2/15/37

SPEC. NO.

2567

Winding	P	S					
Turns	200	400					
Taps	—	—					
Wind. Lgth.	3/4						
Wire Size	#28	#28					
T.P.L.	50-4	50-8					
Kind Term.	sil Braid						
Term. Lgth.	3"	3					
Layer Insul.	30#	30#					
Test Volt.	—	—					
Wrapper	1007VC	2005GA					

TUBE

52007

IMPREGNATION

VARNISH

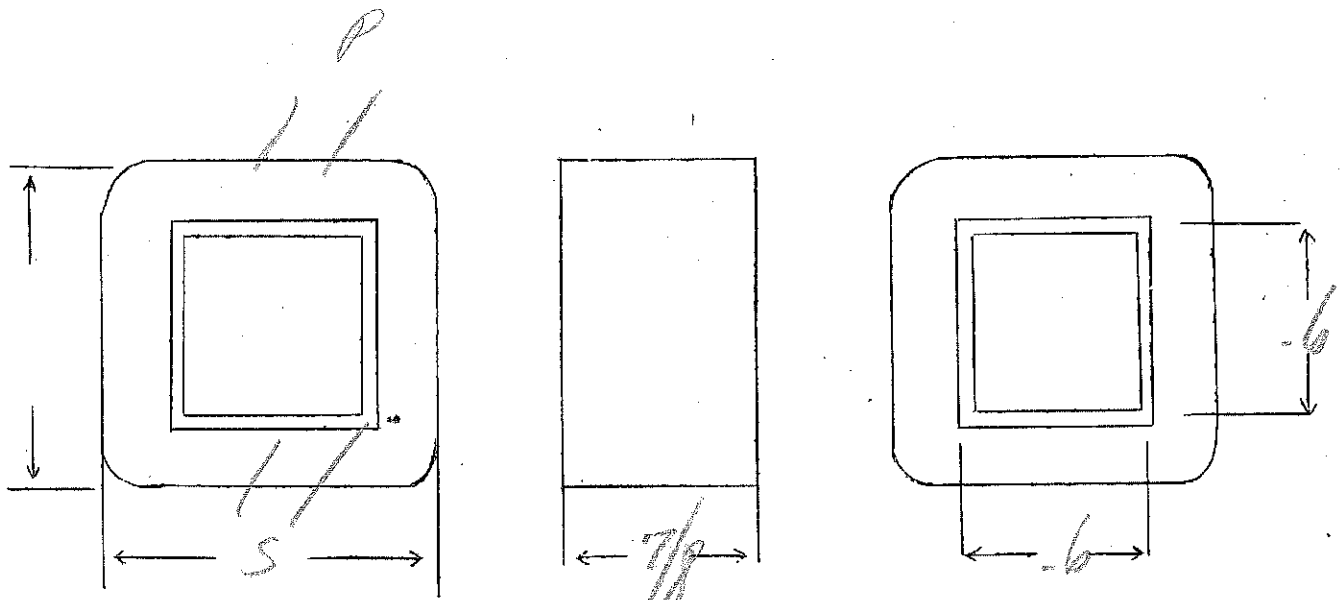
CORE

.6K.6 - Butt Stack

PRIMARY V.A.

MOUNTING

D



DESIGNED BY

Gav

DATE

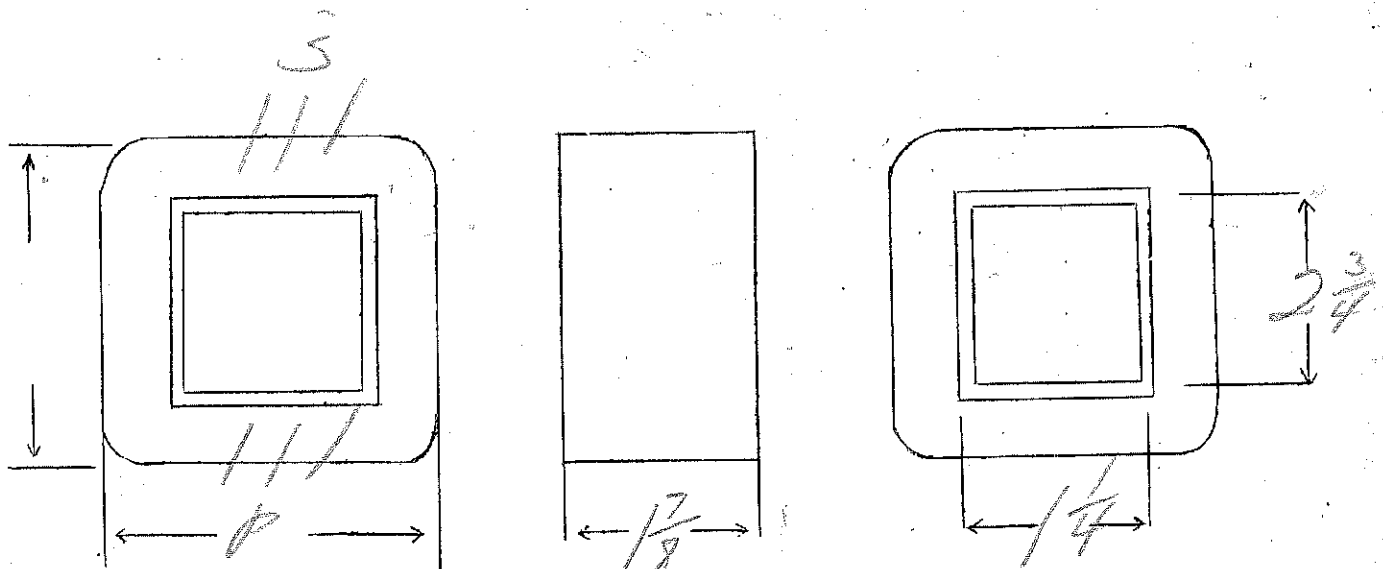
2/8/37

3.178 - 2587
7.71 - 257

P.P. Parallel 46 to sec - 6500 or 8000 - 150 Ma.

SPEC. NO. 2568

Winding	PRI	SEC					
Turns	2200	3750					
Taps	1100	3400					
Wind. Lgth.	15/8	15/8					
Wire Size	#30	#30					
T.P.L.	138-16	138-28					
Kind Term.	WIRE ONLY						
Term. Lgth.	6"	6"					
Layer Insul.	double 20H	double 20H					
Test Volt.	5000	5000					
Wrapper	32007VC	21007VC 21005GA					
TUBE	72007+72007VC		IMPREGNATION		VARNISH		
CORE	1 1/2 x 2 3/4 - 1/2 dynamo		Gap .020		PRIMARY V.A.		40 Watts
MOUNTING	J						



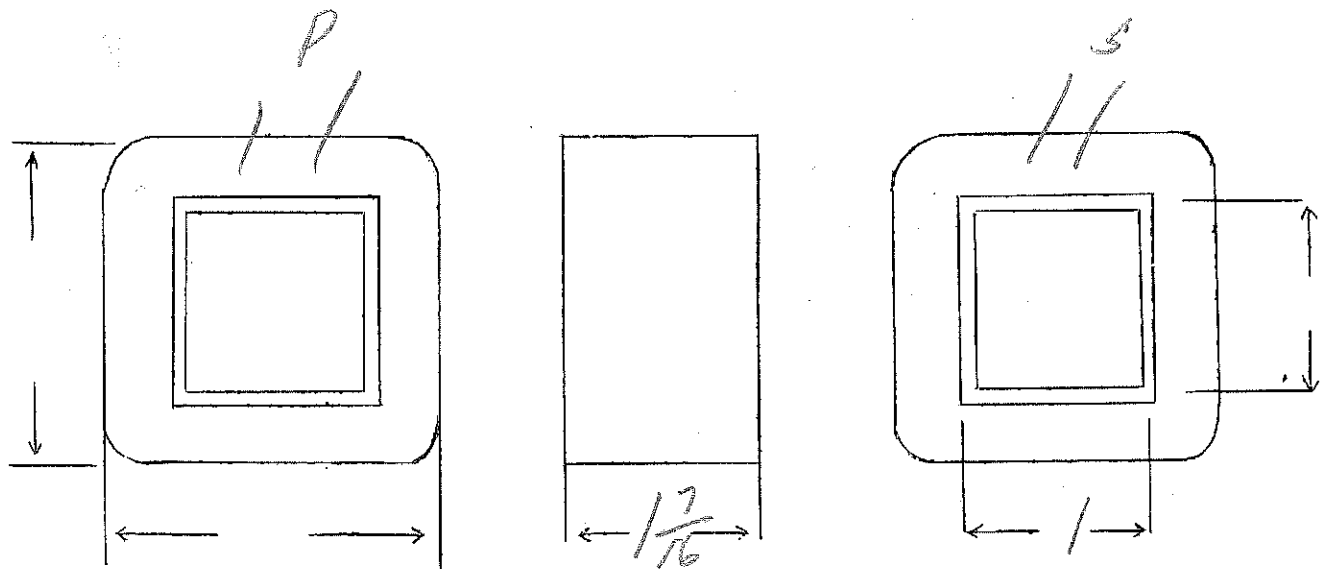
DESIGNED BY Gur

DATE 2/23/37

4000 Ω (646) to 500 Ω - 10 watt

SPEC. NO. 2569

Winding	PRI	SEC					
Turns	2800	1000					
Taps							
Wind. Lgth.	1.25	1.25					
Wire Size	#32	#29					
T.P.L.	130-22	93-11					
Kind Term.	#29 per	Br					
Term. Lgth.	9"	9"					
Layer Insul.	30#	30#					
Test Volt.	1250						
Wrapper	7L007 36 5P	2L0056-0					
TUBE	7L007		IMPREGNATION		VARNISH		
CORE	1x1 NW - B Grade Audio - .005" GAP		PRIMARY V.A.				
MOUNTING	A						



DESIGNED BY Law

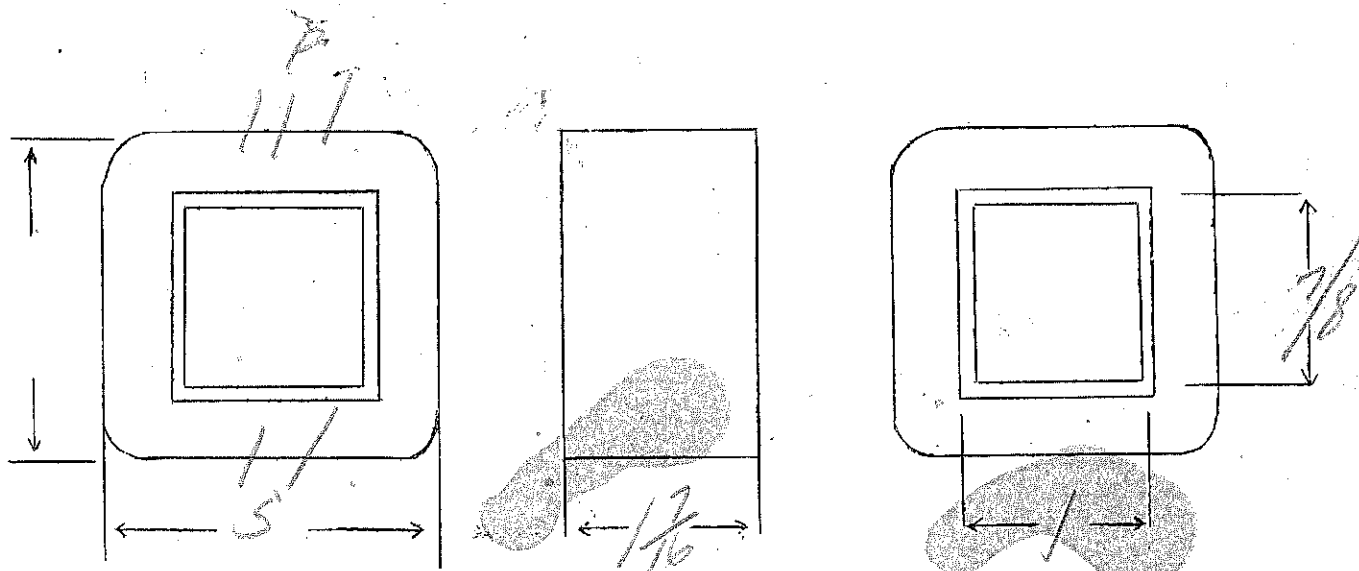
DATE 2/23/37

RP. 6FL to 35 Ω VC

SPEC. NO. 2570

Winding	PR1	SEC					
Turns	4000	200					
Taps	2000	—					
Wind. Lgth.	1.25	125					
Wire Size	#35	#23					
T.P.L.	183-22	48-5					
Kind Term.	sil B ₇	W.O.					
Term. Lgth.	4"	4"					
Layer Insul.	30#	50#					
Test Volt.	1250	1250					
Wrapper	20056A	20056A					

TUBE	7L007	IMPREGNATION	VARNISH
CORE	1X 7/8 - B grade audio 2x2	PRIMARY V.A.	
MOUNTING	F		



DESIGNED BY

gwr

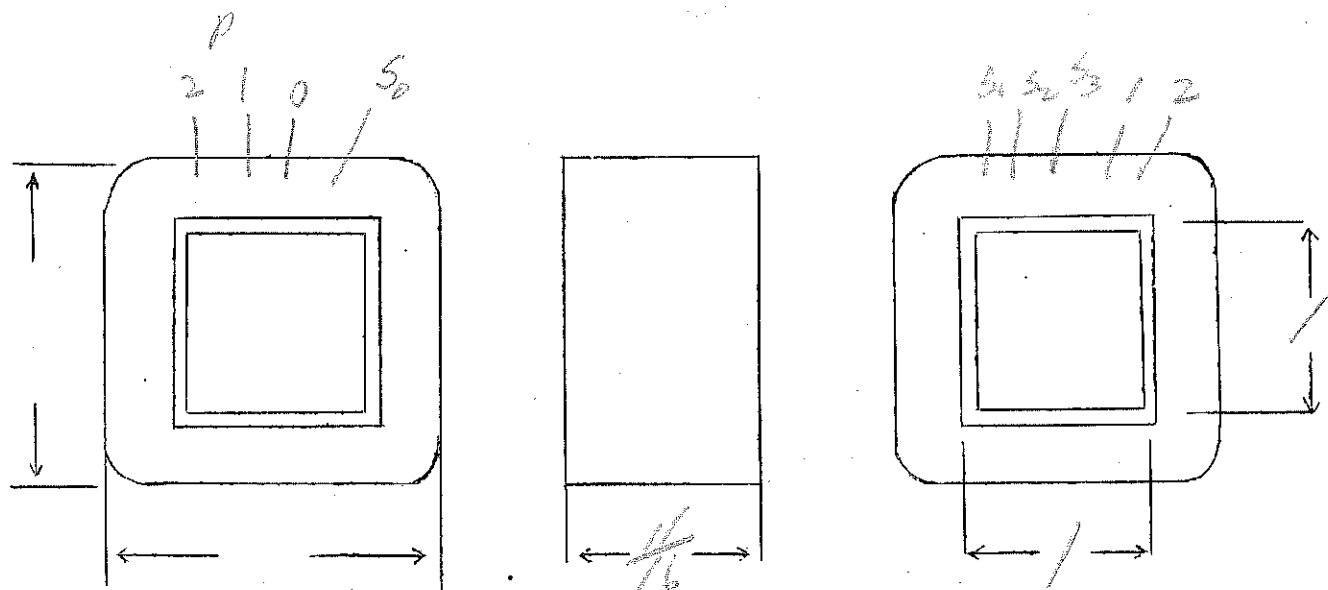
DATE

2/24/37

14000 or 8000 - 2 to 115-175-2-8.2 VC

SPEC. NO. 2572

Winding	P	S	S				
Turns	2500	60	60				
Taps	19/0	56-52					
Wind. Lgth.	9/16						
Wire Size	#35	#19	#23				
T.P.L.	83-30						
Kind Term.	oil Br	WIRE ONLY					
Term. Lgth.	3'	3'					
Layer Insul.	30#						
Test Volt.							
Wrapper	210056A	210056A					
TUBE	72007			IMPREGNATION		VARNISH	
CORE	1x1 Grade A			PRIMARY V.A.			
MOUNTING	B						



DESIGNED BY

Law

DATE

2/24/37

Universal Modulation

600 Watt

Coils Series - 350 Ma.

Coils Parallel - 700 Ma.

SPEC. NO. 3-2573

Winding	#1	#2	#3	#4			
Turns	(4) 1100	(10) 1300	(12) 1300	(6) 1100	NOTE: Spiral leads into position. Double paper at spirals.		
Taps	(2) 500	(8) 900	(11) 400	(5) 600			
Wind. Lgth.	(1) 3-1/4"	(7) 3-1/4"	(9) 3-1/4"	(3) 3-1/4"	= 3.25"		
Wire Size	#25	#25	#25	#25			
T. P. L.	150 - 8L	150 - 9L	150 - 9L	150 - 8L			
Finish Pitch	87%	87%	87%	87%	NOTE: Heavy finishing. Use mica saddle, 4L - 010" A; Gunned Armite Stickers over and under wire.		
Type Lead	W.O.	W.O.	W.O.	W.O.			
Lead Lgth.	8"	8"	8"	8"			
Layer Insul.	2L - 40#G	2L - 40#G	2L - 40#G	2L - 40#G			
Test Volt.	10,000V	-	-	-			
Wrapper	5L .007" VC	5L .007" VC	5L .007" VC	4L .007" VC 3L .005" GA			
TUBE	19L - .007" GE / 3L .007" VC			IMPREGNATION		DOUBLE VARNISH	

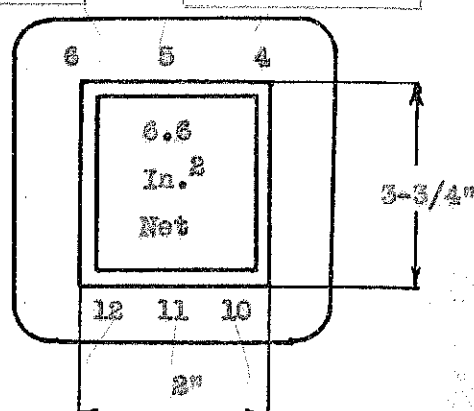

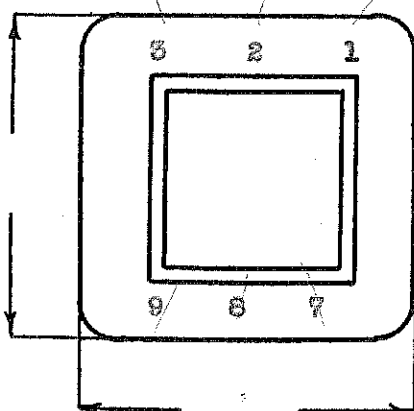
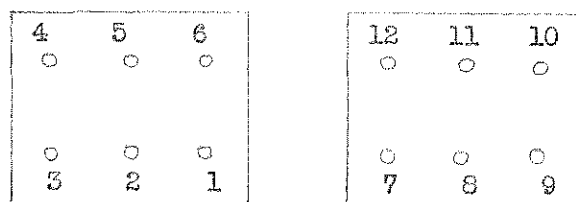
CORE 2" x 3-3/4" E & I GA. 24 GRADE D STACK Butt - .025" Gap

MOUNTING "J" - Heavy Brackets

Note: Metal Stamp Panels

Cu = 915
Fe = 96.7 @ 50 Cycle; 48 @ 100 Cycle
TPV = 0.712 @ 5090V on 16,000 Ohm
Wire Net = 0.969" (0.779")

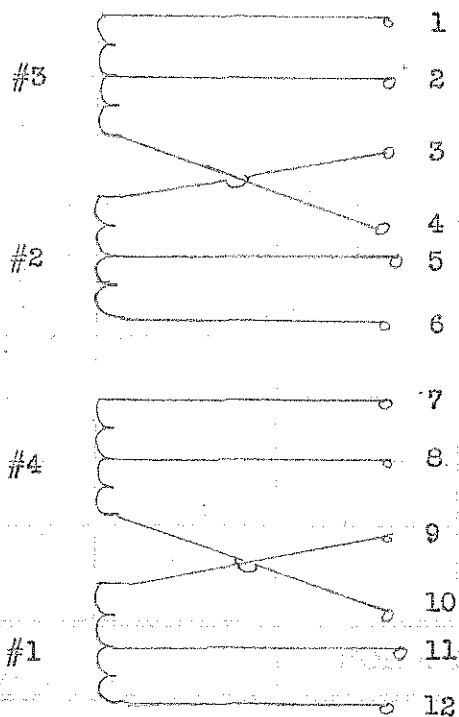
Panels



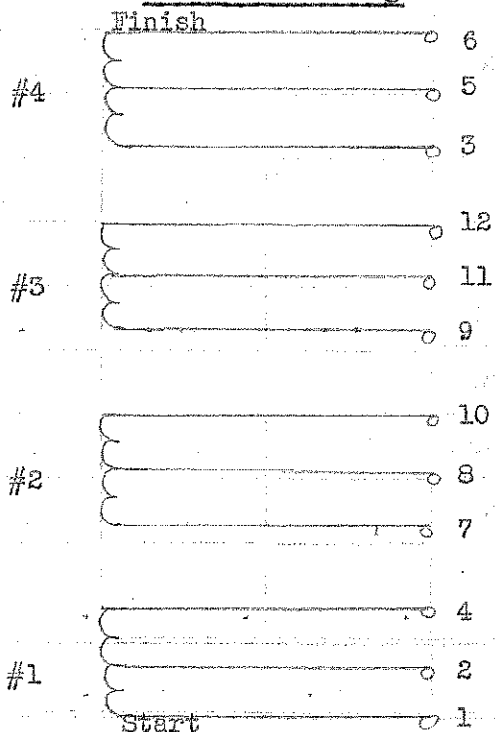
Re-DESIGNED BY HWS

DATE 2-16-42

Panel Connections



Order of Winding



unity ratio coupling transformer
1250V-258 ma capacity

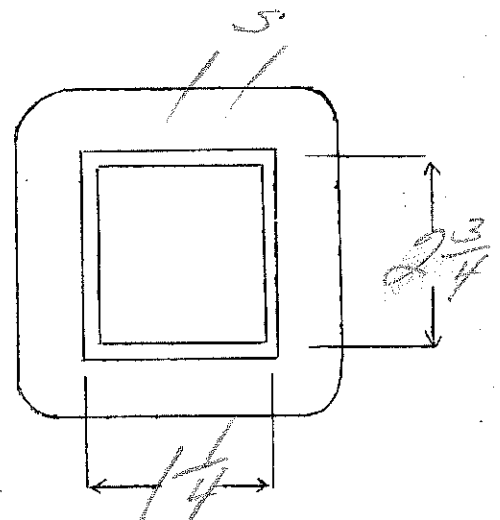

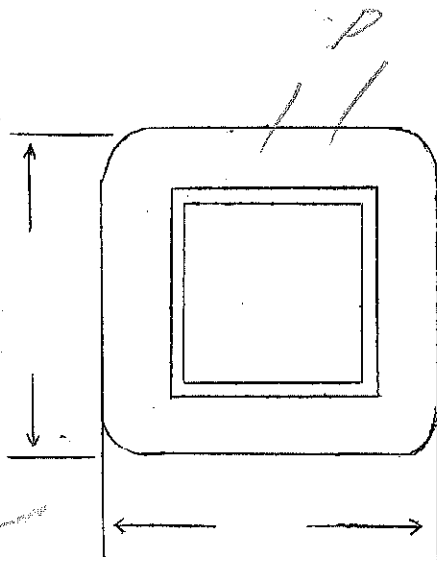
SPEC. NO.

2574

3.7

Winding	PRI	SEC					
Turns	1750	1750					
Taps	—	—					
Wind. Lgth.	15	15					
Wire Size	#28	#28					
T.P.L.	110-16	110-16					
Kind Term.	WIRES ONLY						
Term. Lgth.	3"	3"					
Layer Insul.	double 30#	double 30#					
Test Volt.	5 amp						
Wrapper	21007VC						
TUBE	9L007+1L007VC		IMPREGNATION		varnish		
CORE	1 1/4 x 2 3/4		Butt Stack		PRIMARY V.A.		
MOUNTING	B				Cap. 005		

Finish heavy for 1000V.



DESIGNED BY

GW

DATE

2/25/37

Input 20 450 to p.p. parallel 6L6 grids

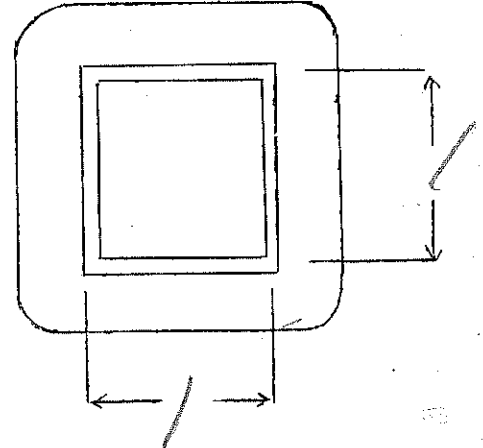

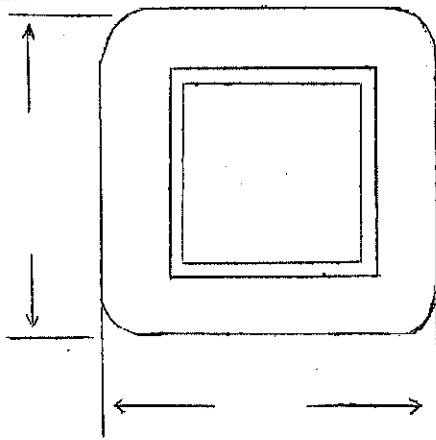
2.25/step down

SPEC. NO. 2575

Winding	SEC	PRI	SEC				
Turns	1000	4500	1000				
Taps		2250					
Wind. Lgth.	1.25	1.25	1.25				
Wire Size	#35	#35	#35				
T.P.L.	185	185	185				
Kind Term.	#20 Par Br						
Term. Lgth.	9"	9"	9"				
Layer Insul.	20#	20#	20#				
Test Volt.							
Wrapper	1200740 46 PL.	1200740 46 PL.	2400501				

TUBE	5L007	IMPREGNATION	VARNISH
CORE	1X1-2960 B grade 2x2	PRIMARY V.A.	
MOUNTING	A-		

red
blue
Black
white
black
blue
red



DESIGNED BY

Gw

DATE

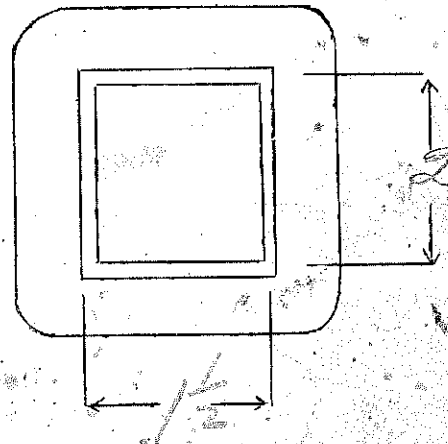

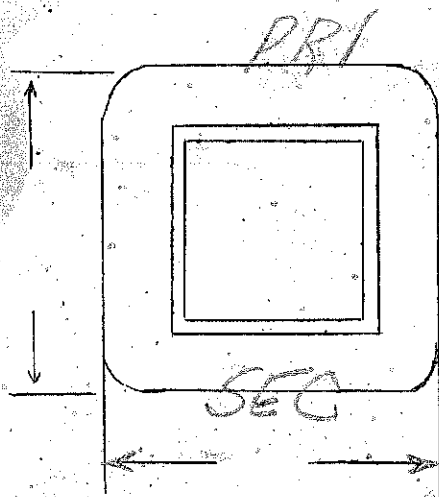
3/3/37

output - P. P. Parallel 6L6 to modulate 1-50T
P - 2000 Ω P-P - 100 watts audio
S - 15,000 - 20,000 - 25,000 Ω - 100 ma

SPEC. NO.

2576

Winding	PR1	SEC					
Turns	1500	5250 4850					
Taps	750	4250.					
Wind. Lgth.	2 $\frac{1}{4}$	1 $\frac{5}{8}$					
Wire Size	#25	#31					
T.P.L.	108-14	152-35					
Kind Term.	WIRE ONLY						
Term. Lgth.	6'	6"					
Layer Insul.	double 30#	double 30#					
Test Volt.	5000V	10000V					
Wrapper	4L007VC 2L003GA	4L007VC 2L003GA					
TUBE	9L007H/1007VC			IMPREGNATION		VARNISH	
CORE	1 $\frac{1}{2}$ x 2 - .010" gap.			PRIMARY V.A.			
MOUNTING	J						



DESIGNED BY

GW

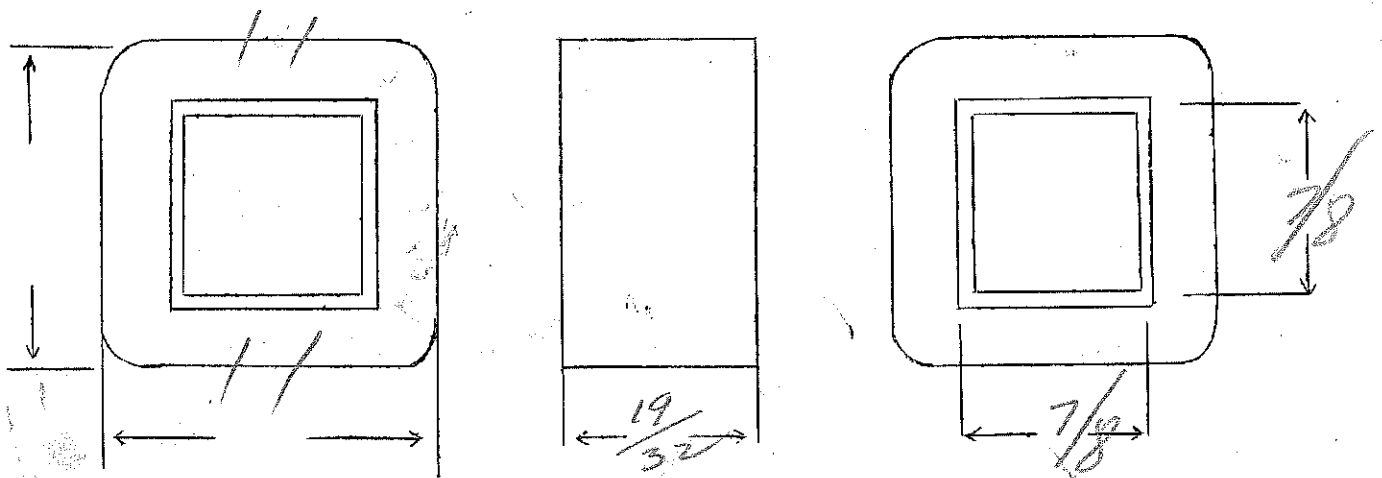
DATE

2/3/37

10,000 P+ to 500r

SPEC. NO. 2577

Winding	PRI	SEC					
Turns	1800	705					
Taps	—	—					
Wind. Lgth.	7/16	7/16					
Wire Size	#38	#31					
T.P.L.							
Kind Term.	fil	braid					
Term. Lgth.	3"	3"					
Layer Insul.	16 #	20 #					
Test Volt.	1250						
Wrapper	1007VC 32W	210050A					
TUBE	7L0P7+14003VP		IMPREGNATION		WAX		
CORE	7/8 x 7/8 - 2x2 29 ga. "A" grid		PRIMARY V.A.				
MOUNTING	D						



DESIGNED BY.

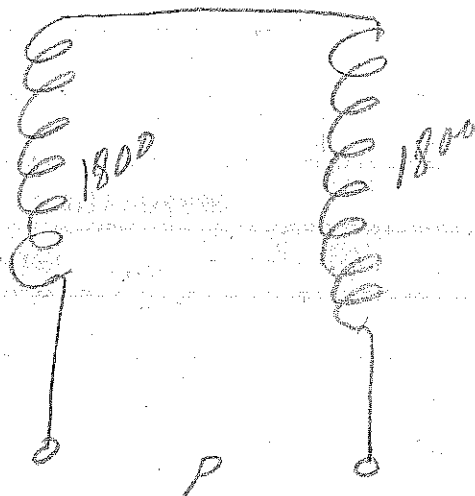
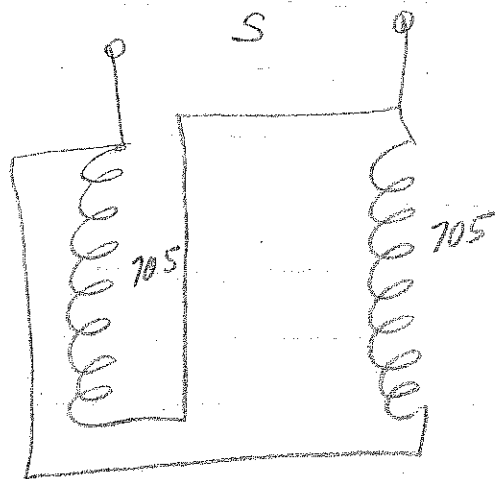
Jur

DATE

3/1/37

$$\frac{10000}{500} = 20$$

$$\frac{N_1}{N_2} = 4.45$$

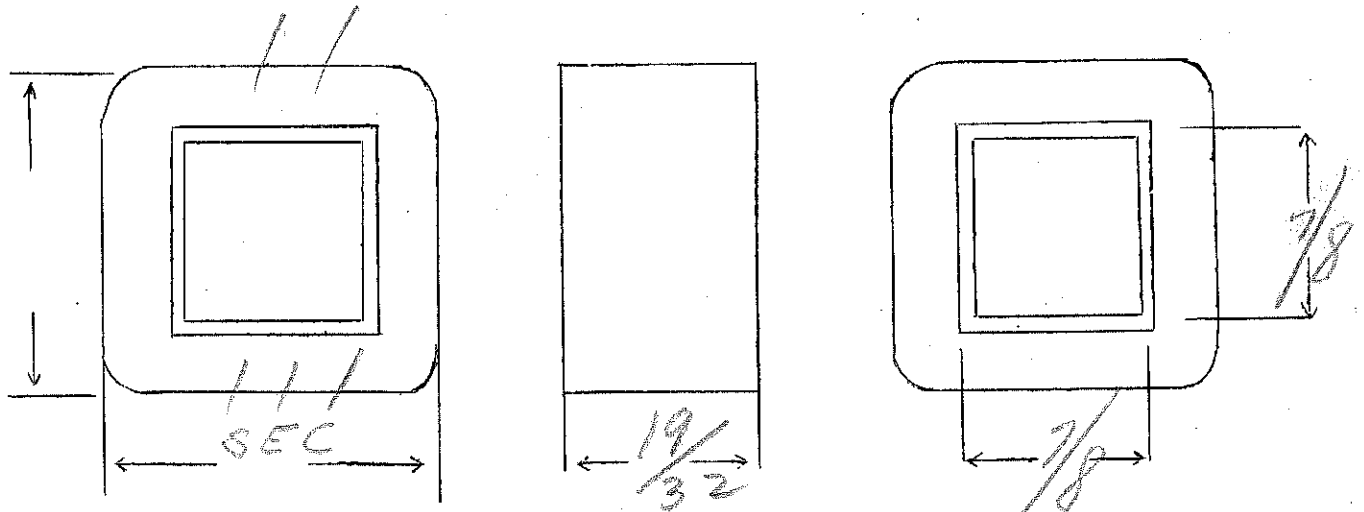


500r to p.p. grids

SPEC. NO. 2578

Winding	SEC	PRI					
Turns	5000	705					
Taps	—						
Wind. Lgth.	7/16	7/16					
Wire Size	#40	#32					
T.P.L.	113	45-16					
Kind Term.	Sil Br						
Term. Lgth.	3"						
Layer Insul.	16 #	20 #					
Test Volt.							
Wrapper	1L007 3L28	2L005GA					
TUBE	7L007 + 1L003VP			IMPREGNATION		WAX	
CORE	7/8 x 7/8 - 2x2 "A" grade 20 lb			PRIMARY V.A.			
MOUNTING	D						

Join pins inside coil



DESIGNED BY

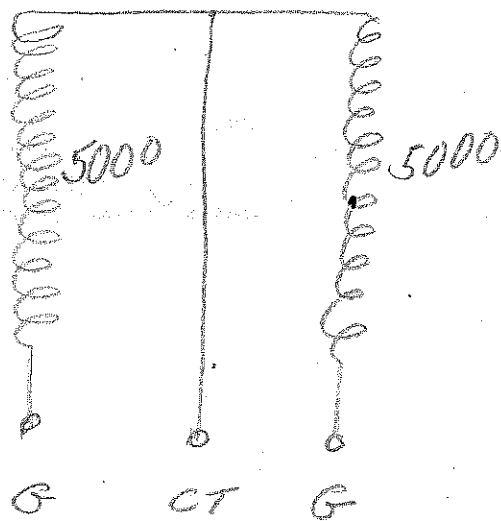
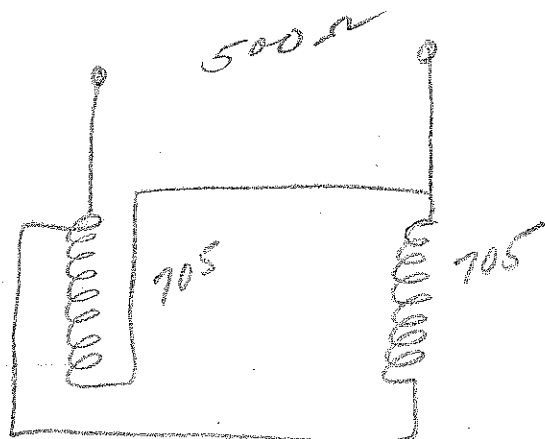
P.H.R.

DATE

3/1/37

$$\frac{100000}{500} = 200 \quad \frac{N_1}{N_2} = 14.1$$

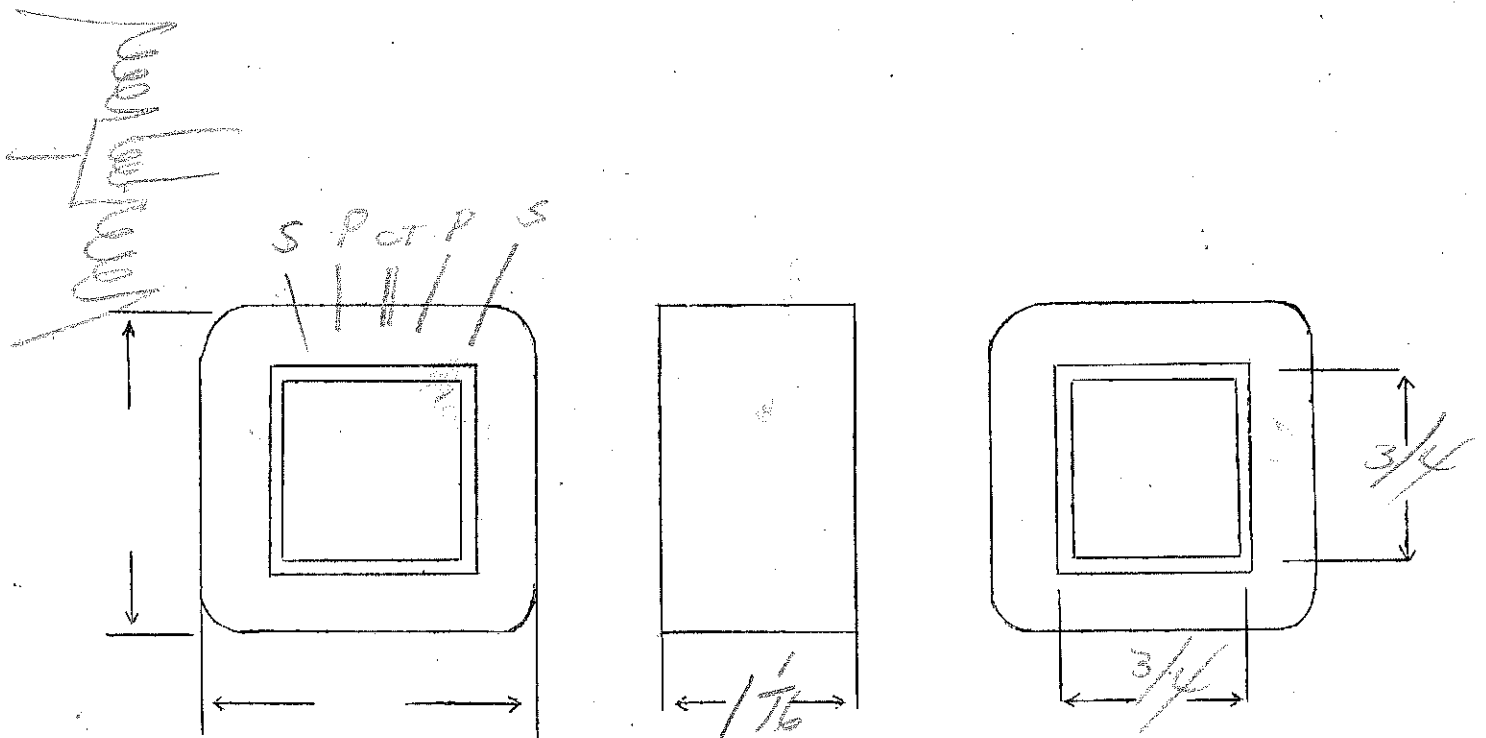
$$\frac{10000}{14.1} = 705$$



PP6L6 to 1.7rVC

SPEC. NO. 2579

Winding	PR1	SEC	PR1						
Turns	1250	46	1250						
Taps	—	—	—						
Wind. Lgth.	7/8	✓	✓						
Wire Size	#34	#20	#34						
T.P.L.	114-11	2L	114-11						
Kind Term.	SL Br	W.O.	SL Br						
Term. Lgth.	3"	3"	3"						
Layer Insul.	20#	50#	20#						
Test Volt.									
Wrapper	16007VC	16007VC	260050A						
TUBE				5L007		IMPREGNATION		VARNISH	
CORE				3/4 x 3/4 2 x 2 0		PRIMARY V.A.			
MOUNTING				D					



DESIGNED BY

gwr

DATE

2/1/37

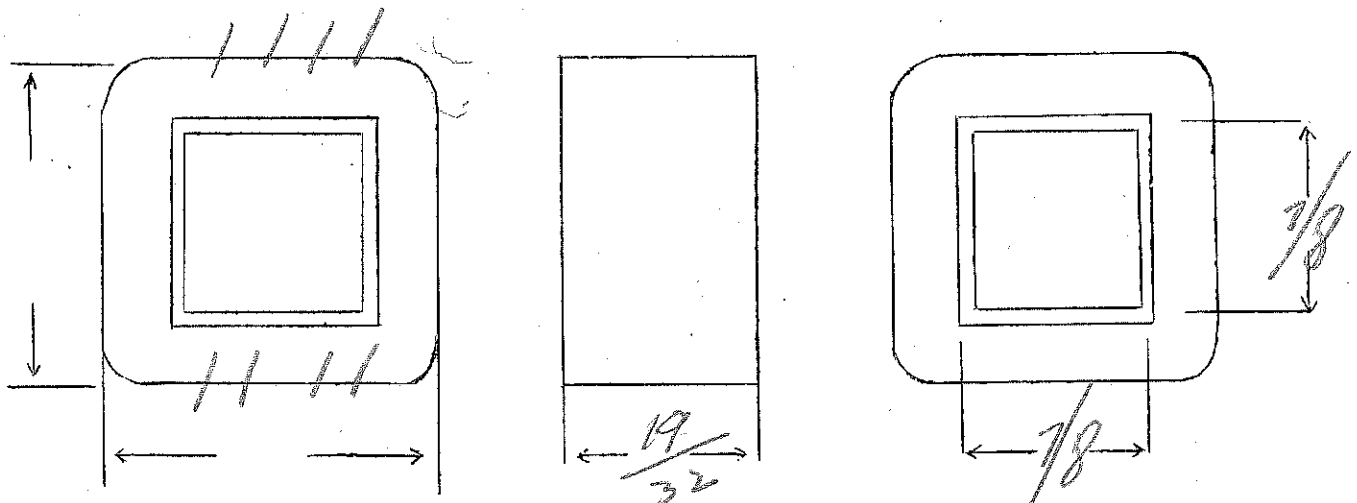
special P input - all leads out.

SPEC. NO.

2580

Winding	SEC	PRI					
Turns	5000	3600					
Taps	—	—					
Wind. Lgth.	7/16	7/16					
Wire Size	#40	#40					
T.P.L.	113	113					
Kind Term.	Sil	Braid					
Term. Lgth.	3"	3"					
Layer Insul.	16 #	16 #					
Test Volt.							
Wrapper	1000Vc 3LWR	2005GA					
TUBE	71007H1003V ^P			IMPREGNATION		WAX	
CORE	7/8 x 7/8 - 2x2 - "A" grade			PRIMARY V.A.			
MOUNTING	D						

wind 2 pins - finish all leads out.



DESIGNED BY

Jgw

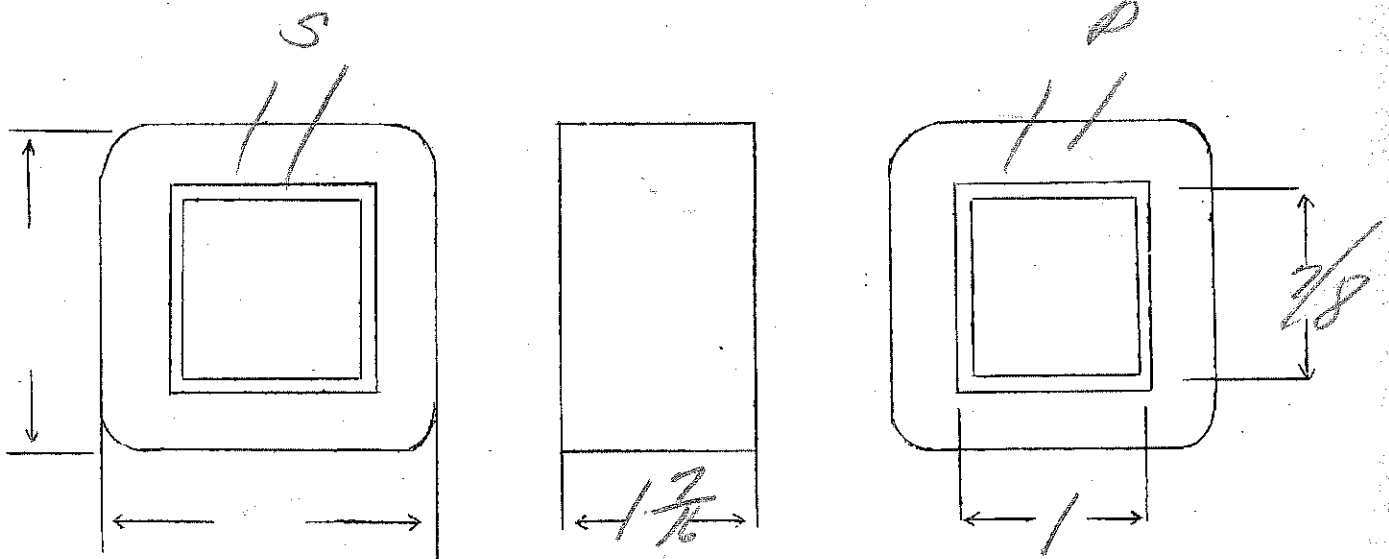
DATE

3/2/37

7000 Ω to 300 Ω

SPEC. NO. 2581

Winding	DRI	SEC					
Turns	2500	520					
Taps	—						
Wind. Lgth.	1.25	1.25					
Wire Size	#35	#27					
T.P.L.	180-14	75-7					
Kind Term.	#20 Pwr/Bn						
Term. Lgth.	9"	9"					
Layer Insul.	20 #	40 #					
Test Volt.	—	—					
Wrapper	11007VC 31 WR	21005FA					
TUBE	71007		IMPREGNATION	VARNISH			
CORE	1 x 7/8 B/Guide - Batt Stick			PRIMARY V.A.			
MOUNTING	A			.005 gap			



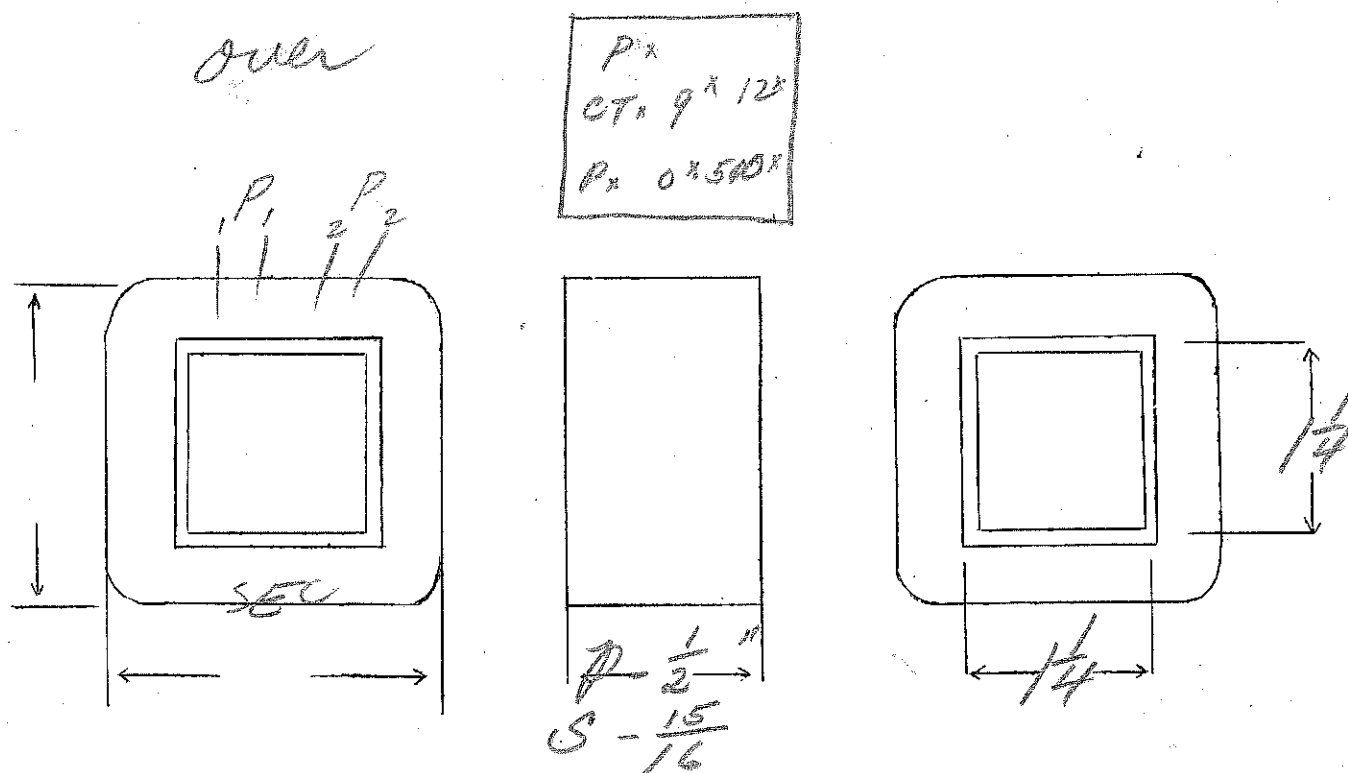
DESIGNED BY *GW*

DATE 3/3/37

PP1B 2A3 to 9-12-5000

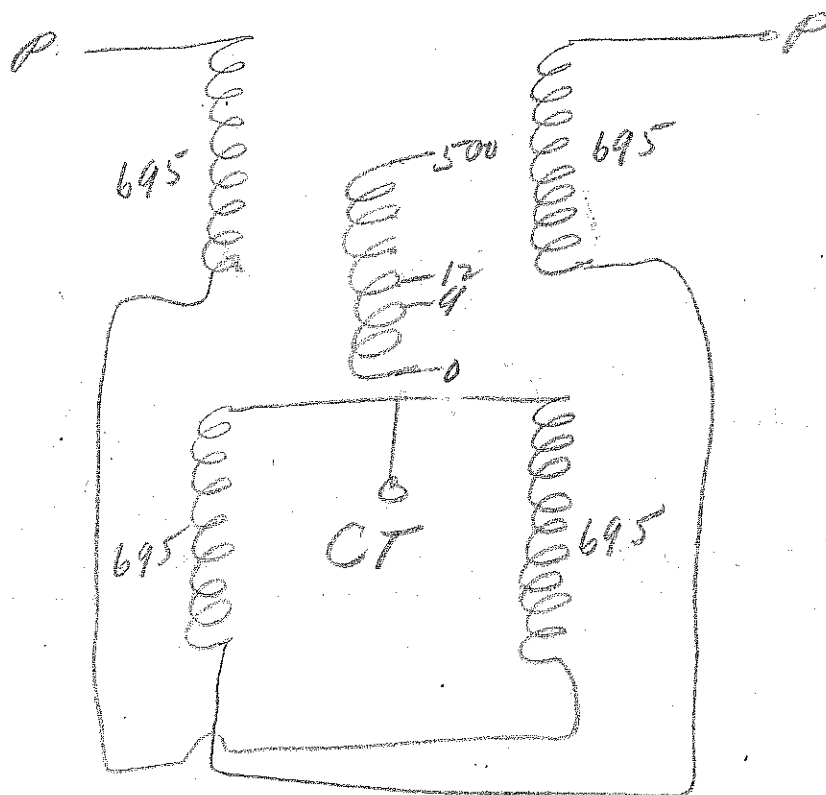
SPEC. NO. 2582

Continuous							
Winding	P ₁	P ₂	SEC	SEC			
Turns	695	695	177	963			
Taps	—	—	158				
Wind. Lgth.	5/16	5/16	13/16				
Wire Size	#31	#31	#21	#28			
T.P.L.	29-24	29-24	24-8	54-18			
Kind Term.	fil Br	fil Br	WIPE	ONLY			
Term. Lgth.	4"	4"	4"	4"			
Layer Insul.	30#	30#	50#	40#			
Test Volt.							
Wrapper	3L003VP	2L007GA		2L007GA			
TUBE	7L007			IMPREGNATION	WAX		
CORE	1/4" x 1/4" - 24/40 - 2x2 (annealed)				PRIMARY V.A.		
MOUNTING	HC						



DESIGNED BY SW

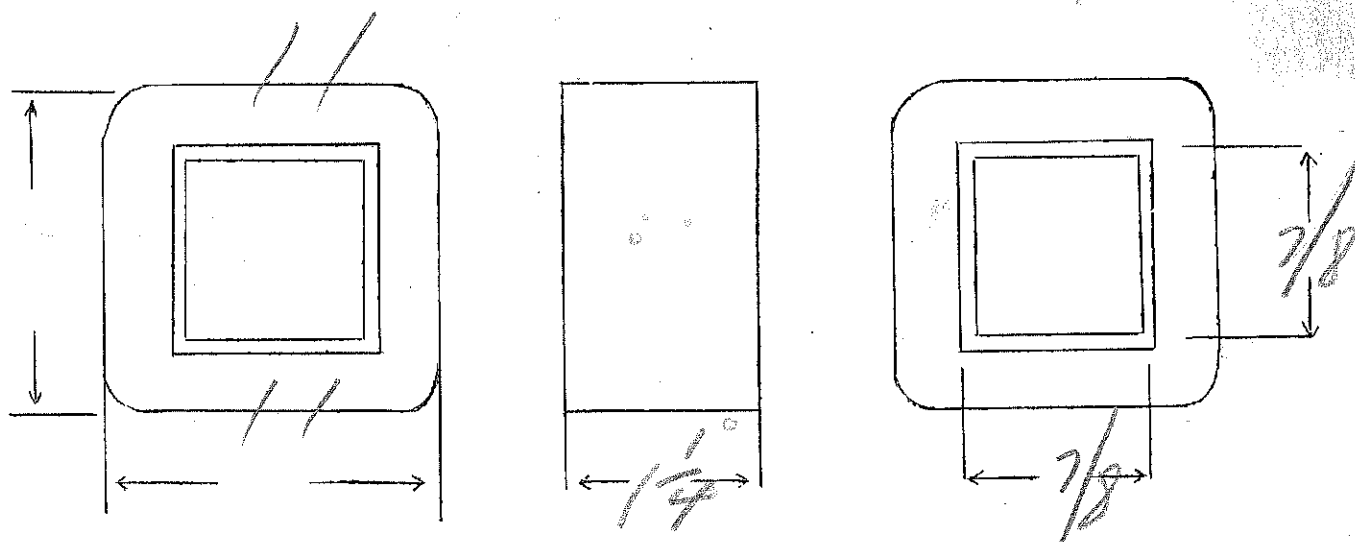
DATE 3/3/37



9 -	3	153
12 -	3.47	177
500 -	22.4	- 1140
3000 -	54.7	- 2800

SPEC. NO. 2583

Winding	P	S					
Turns	250	500					
Taps	—	—					
Wind. Lgth.	1 1/16	1 1/16					
Wire Size	25	25					
T.P.L.	51-5	51-10					
Kind Term.	#20 Per Br						
Term. Lgth.	9"	9"					
Layer Insul.	40#	40#					
Test Volt.	1250						
Wrapper	16007VC	26005GA					
TUBE	71007	IMPREGNATION		VARNISH			
CORE	7/8 x 7/8 "A" Grade 2x2			PRIMARY V.A.			
MOUNTING	D						



DESIGNED BY

gwr

DATE

3/6/37

7000 r to 6 r

SPEC. NO.

2584

Winding	PR1	SEC					
Turns	3100	94					
Taps	—	—					
Wind. Lgth.	7/8"	7/8"					
Wire Size	#36	#23					
T.P.L.	144-22	33-3					
Kind Term.	#10 2 Braid	WIRE ONLY	sleeving				
Term. Lgth.	9	6"					
Layer Insul.	20#	50#					
Test Volt.	2500						
Wrapper	260050A	260050A					

TUBE

52007

IMPREGNATION

VARNISH

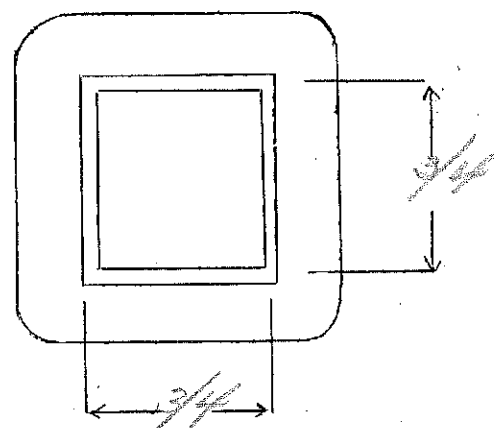

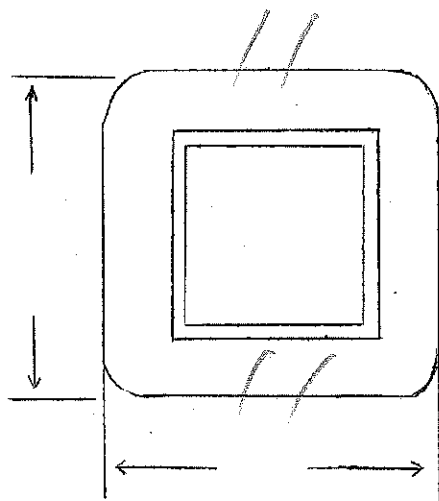
CORE

3/4 x 3/4 - Butts - .005 Gap

PRIMARY V.A.

MOUNTING

D



DESIGNED BY

JWP

DATE

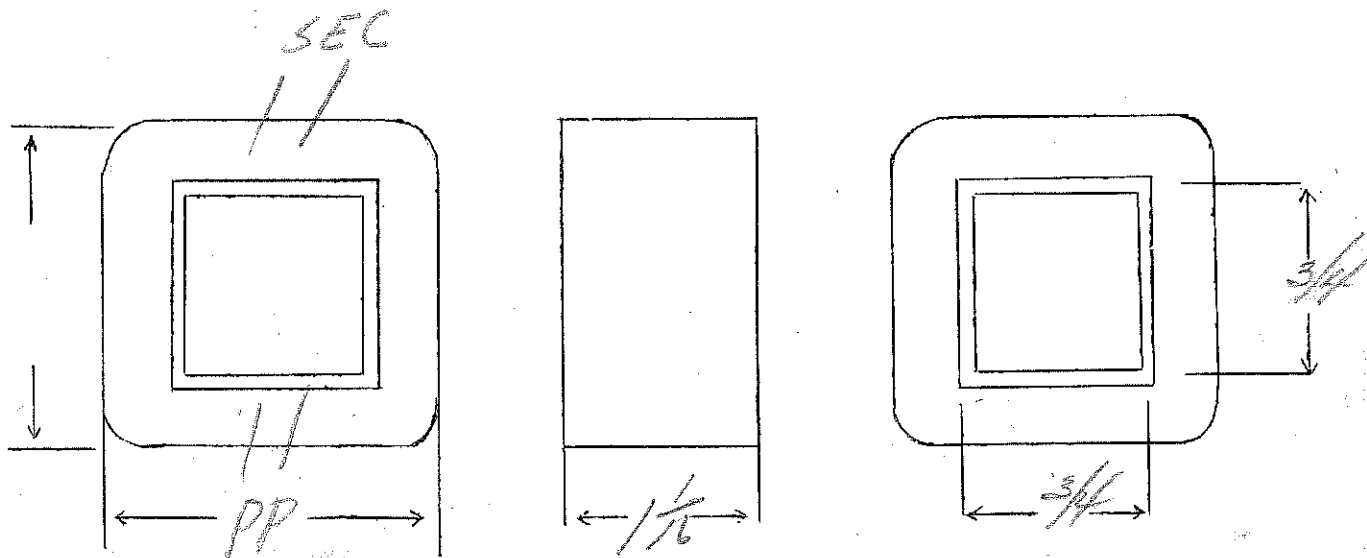
3/8/37

10 Ω to grid

SPEC. NO. 2585

Winding	SEC	PRI					
Turns	8200	81					
Taps	—	—					
Wind. Lgth.	7/8	7/8					
Wire Size	#40	#21					
T.P.L.	230-36	3L					
Kind Term.	#20 Parlow	WIRE ONLY	sleeving				
Term. Lgth.	9"	9"					
Layer Insul.	12#	50#					
Test Volt.	—	—					
Wrapper	2LM56A	2LM56A					

TUBE	76007	IMPREGNATION	WAX
CORE	3/4" 3/4" Blade — 2 1/2	PRIMARY V.A.	
MOUNTING	HAS (casting for 3/8" penetration)		



DESIGNED BY

gwr

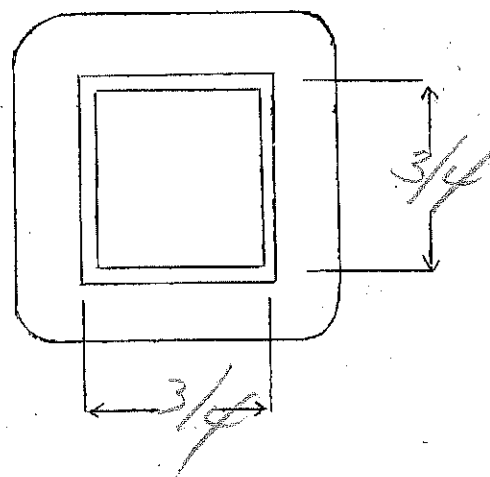

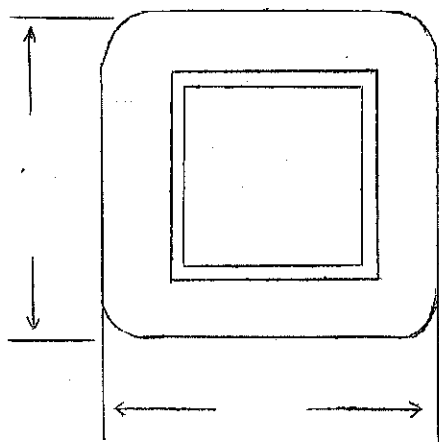
DATE

3/8/37

6-2 to grid

SPEC. NO. 2586

Winding	SEC	PRI					
Turns	8000	62					
Taps	—	—					
Wind. Lgth.	7/8	7/8					
Wire Size	#40	#20					
T.P.L.	235						
Kind Term.	Sil Br	WHITE ONYX					
Term. Lgth.	3"	3"					
Layer Insul.	12#	—					
Test Volt.	—						
Wrapper	260056A	260056A					
TUBE	5L007		IMPREGNATION		WAX		
CORE	3/4 x 3/4 - 29 Ga - B. Gude 2x2				PRIMARY V.A.		
MOUNTING	D						



DESIGNED BY

[Signature]

DATE

3/8/37

PP 27 to PP. Par. 2A3-(A")

1.25 to 1 step down

SPEC. NO. 2587

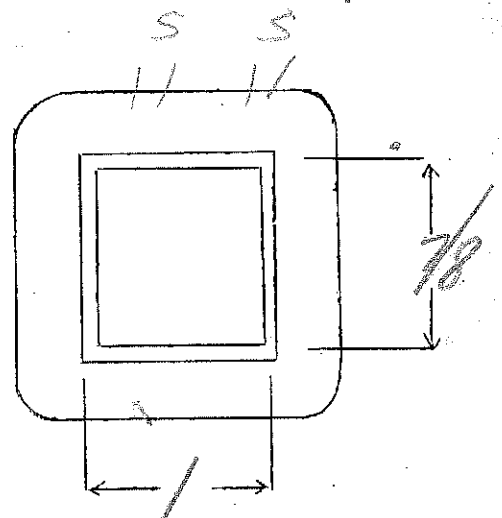

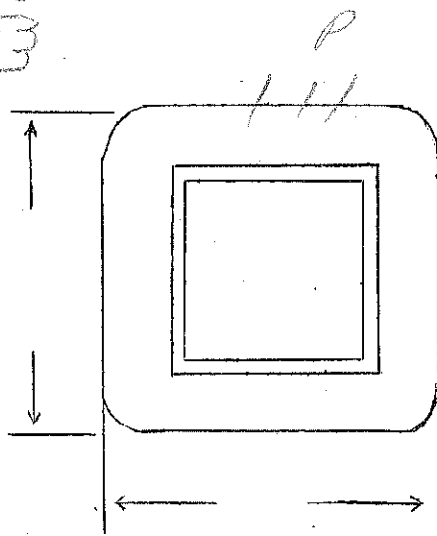
Winding	SEC	PR1	SEC				
Turns	1950	5000	1950				
Taps	—	2500	—				
Wind. Lgth.	1.25	1.25	1.25				
Wire Size	#34	#37	#34				
T.P.L.	165-12	230-22	165-12				
Kind Term.	#30	Par Braid					
Term. Lgth.	9"	9"	9"				
Layer Insul.	20#	20#	20#				
Test Volt.							
Wrapper	1100TVC 4L PP	1100TVC 4L PP	210050A				

TUBE 76007 IMPREGNATION WAX

CORE 1X 7/8 - 29 In. B Grade 2x2 PRIMARY V.A.

MOUNTING A

Red
Blue
Black
White
Black
Blue
Red



DESIGNED BY

SW

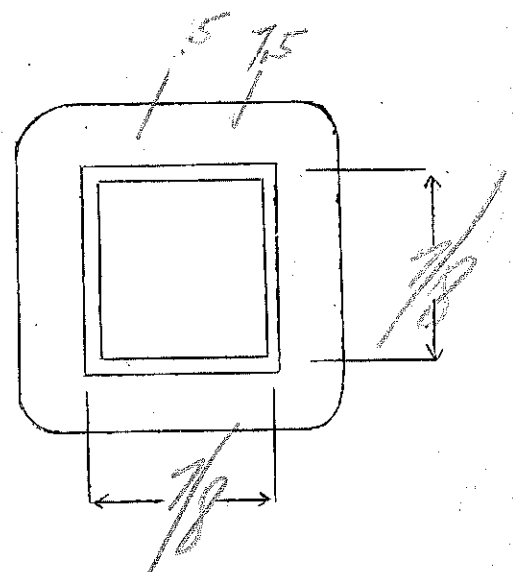

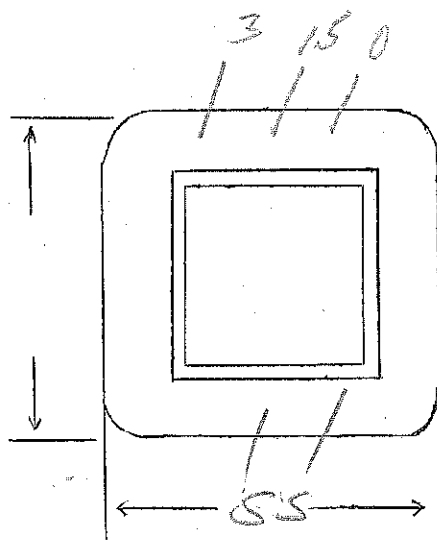
DATE

3/9/37

1.5, 3, 5, 7.5 Ω to 500 Ω line - zero dB

SPEC. NO. 2588

Winding	SEC	PRI					
Turns	750	92					
Taps	—	75-58-42					
Wind. Lgth.	1 1/6	1 1/6					
Wire Size	#29	#20					
T.P.L.	80-10	29-4					
Kind Term.	WIRE	ONLY					
Term. Lgth.	3"	3"					
Layer Insul.	30#	005					
Test Volt.	—	—					
Wrapper	2L0056A	2L0056A					
TUBE	7L007	IMPREGNATION	VARNISH				
CORE	7/8 x 7/8	PRIMARY V.A.					
MOUNTING	D						



DESIGNED BY

SW

DATE

3/15/37

TAPPED CHOKE

75 or 150V each side CT
Single Primary Winding

R. J. LINDQUIST

SPEC. NO.

OL-D
2589

Winding		PRIMARY					
Turns		1800					
Taps		450 - 900 - 1350					
Wind. Lgth.		1-1/8"					
Wire Size		#28					
T. P. L.		75 - 24L					
Brush PITCH		90%					
Type Lead		57L - BR.					
Lead Lgth.		3"					
Layer Insul.		1L 30#G					
Test Volt.		2500V					
		2L					
Wrapper		.005" GA					

TUBE	7L - .007" GK	IMPREGNATION	VARNISH (Coil & Lamination)
------	---------------	--------------	-----------------------------

CORE 1" x 6/10" E & I GA. 24 GRADE D STACK 1 x 1

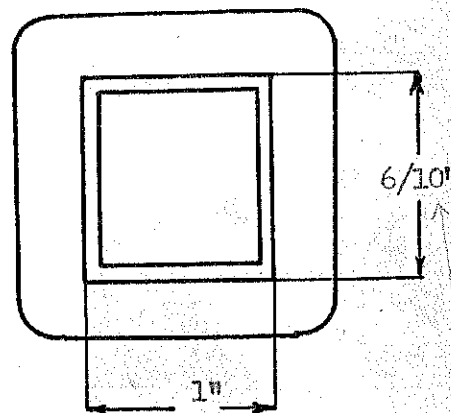

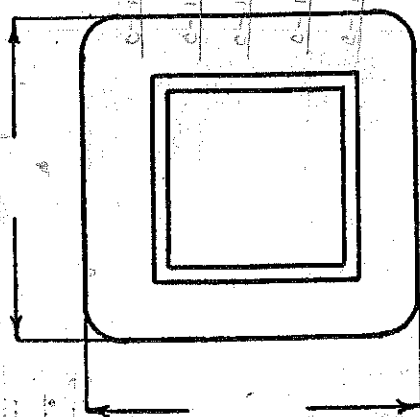
MOUNTING "C" - Cadmium (All bolts long) USE (X) " BOLTS - DO NOT BREAK OFF

WN = .370" (.360")

Grey Paint.

1"

"D" LUGS BENT



DESIGNED BY GW

DATE 3-19-37
(copied 9-8-44, me)

2589

TERMINALS

0	C-1-1	1
450	C-1-2	2
900	C-1-3	3
1350	C-1-4	4
1800	C-1-5	5

Tapped Choke

R. J. Lindquist

75 or 150V each side CT

Single Primary winding

SPEC. NO. 2589

replaced by 12300

Winding		1-2-3-4-5					
Turns		Choke					
Taps		1800					
Wind. Lgth.		(450-900-1350)					
Wire Size		13/16					
T. P. L.		#28					
Finish		75-24L					
Type Lead		87%					
Lead Lgth.		#26 TC					
Layer Insul.		TO BENT D-LUGS					
Test Volt.		3					
Wrapper		40#					
		2500					
		2L007G-A					

TUBE 4L010GH + 1L0012CA IMPREGNATION Double Varnish

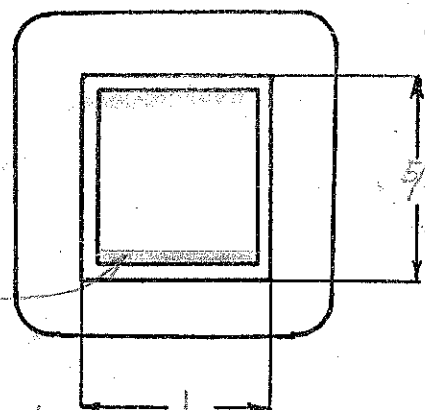

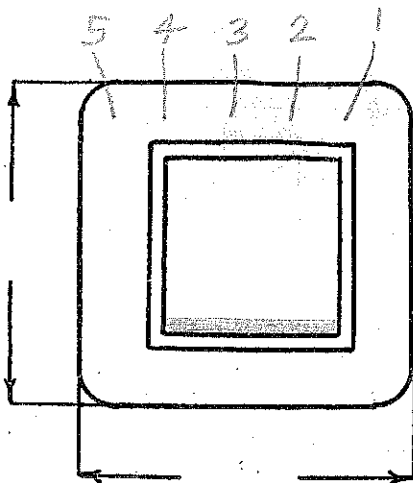
CORE 1 x 6/10 MAX GA. 24 GRADE D STACK 1X1

MOUNTING "C" - lugs Use 1/4" Cad plated bolts SEE BACK 6-32 BOLTS

wn = 86%

Zinc Chromate Primer - Gray Lacquer
 mask coil. PAINT AFTER CASING.
 Put spec number on each coil in same direction
 number LUGS.

NO HADLEY DECAL




NOTE

MAXIMUM
 STACK
 HEIGHT
 = 6/10"

DESIGNED BY G. W.

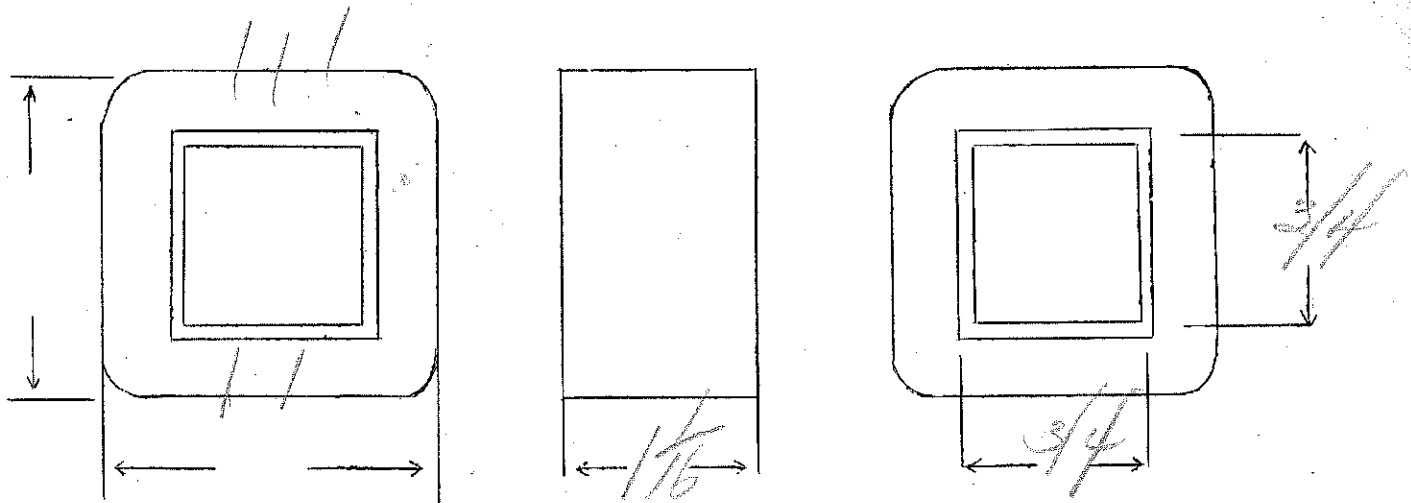
2L020H
 TO GIVE
 MAX. DATE 3-19-37
 STACK HEIGHT



AB input - 6C5 to PV6V6
1-1 ratio

SPEC. NO. 2590

Winding	SEC	PRI				
Turns	3600	3600				
Taps	1800					
Wind. Lgth.	7/8	7/8				
Wire Size	#35	#39				
T.P.L.	129-28	200-18				
Kind Term.	sil Brand					
Term. Lgth.	3"	3"				
Layer Insul.	20#	12#				
Test Volt.	—	—				
Wrapper	2003 VP	2005 SG				
TUBE	5207		IMPREGNATION		WAX	
CORE	3/4 x 3/4 - 2x2 5 Grade		PRIMARY V.A.			
MOUNTING	D					



DESIGNED BY

SW

DATE

3/19/37

PP 6F6 trade to PPAB6L6








SPEC. NO. 2591

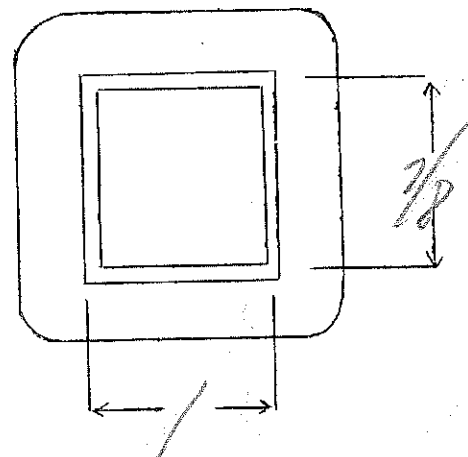

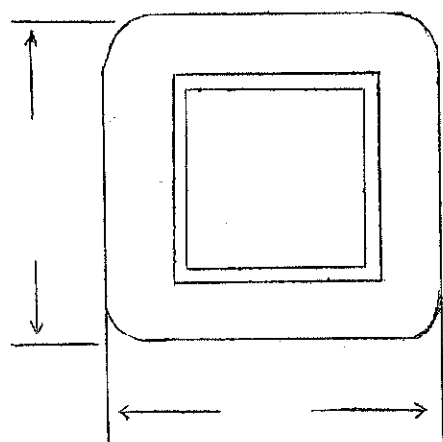
Winding	SEC ₁	PRI	SEC ₂				
Turns	1200	5000	1200				
Taps		2500					
Wind. Lgth.	1.25	✓	✓				
Wire Size	#35	#35	#35				
T.P.L.	185-7	185-28	185-7				
Kind Term.	#20	per Brand					
Term. Lgth.	9"	✓	✓				
Layer Insul.	20 #	✓	✓				
Test Volt.	—	—	—				
Wrapper	1007K 4L	1007K 4L	20050A				

TUBE 7L007 IMPREGNATION VARNISH

CORE 1x7/8 - 29.5 B" - 2x2 PRIMARY V.A.

MOUNTING A

 S Red
 S Blue
 P Black
 or White
 P Black
 S Blue
 S Red



DESIGNED BY

SW

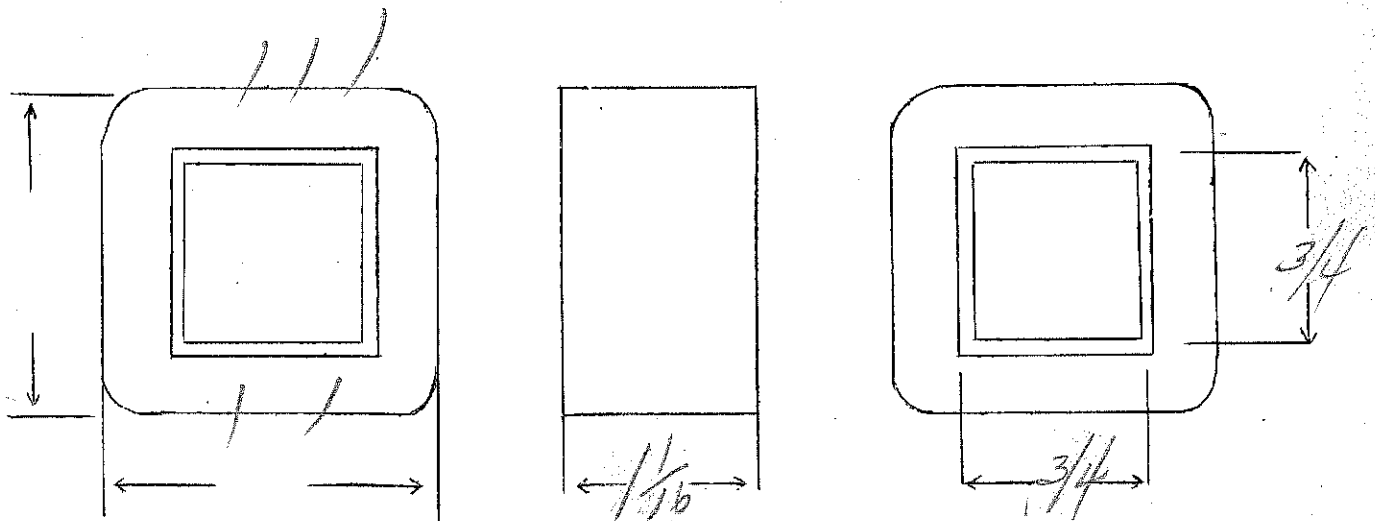
DATE

3/22/50

PP 45 to 500.0 line

SPEC. NO. 2592

Winding	PRI	SEC					
Turns	3500	875					
Taps	1750	-					
Wind. Lgth.	7/8	7/8					
Wire Size	#37	#30					
T.P.L.	162-22	73-12					
Kind Term.	Sil Brand						
Term. Lgth.	3"	3"					
Layer Insul.	20#	20#					
Test Volt.	-	-					
Wrapper	1007VC	21005GA					
TUBE	57007		IMPREGNATION		VARNISH		
CORE	3/4x 3/4		PRIMARY V.A.				
MOUNTING	D						



DESIGNED BY

DATE

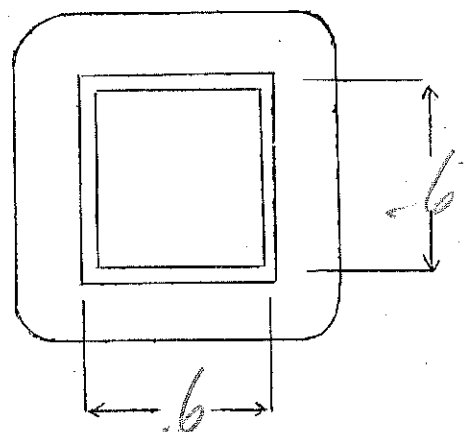

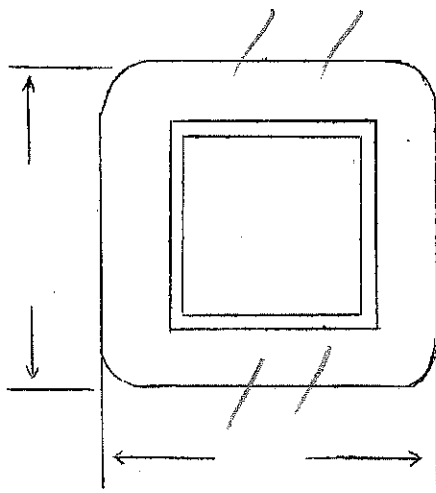
3/23/37

1F4 to 2000 in phone

SPEC. NO.

2593

Winding	PRI	SEC					
Turns	3600	1275					
Taps							
Wind. Lgth.	3/4	3/4					
Wire Size	#39	#34					
T.P.L.	170-22	98-13					
Kind Term.	sil Br						
Term. Lgth.	3"	3"					
Layer Insul.	16#	20#					
Test Volt.							
Wrapper	1007VC	20050A					
TUBE	52007	IMPREGNATION	Varnish				
CORE	5/8 x 5/8	butt stud no 9	PRIMARY V.A.				
MOUNTING	D						



DESIGNED BY

gwr

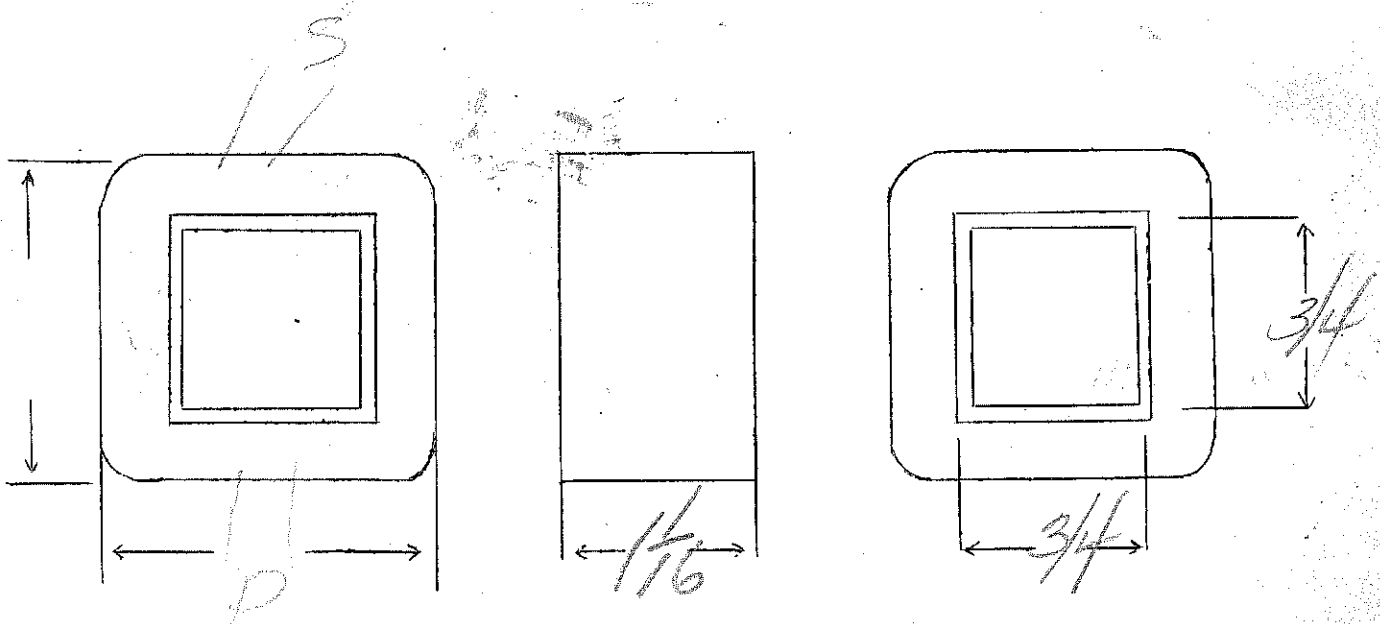
DATE

3/20/37

SPEC. NO. 2594

Winding	P	5 Fed.					
Turns	1700	94					
Taps	—	—					
Wind. Lgth.	7/8						
Wire Size	#33	#23					
T.P.L.	100-17	33-3					
Kind Term.	#20 Par Br	WIPE ONLY	Slewing				
Term. Lgth.	9"	9"					
Layer Insul.	30 #	—					
Test Volt.	—	—					
Wrapper	20056A	20056A					

TUBE	52007	IMPREGNATION	Varnish
CORE	3/4 x 3/4 Blonde Gaps 105	PRIMARY V.A.	
MOUNTING	D		



DESIGNED BY SW

DATE 3/29/37

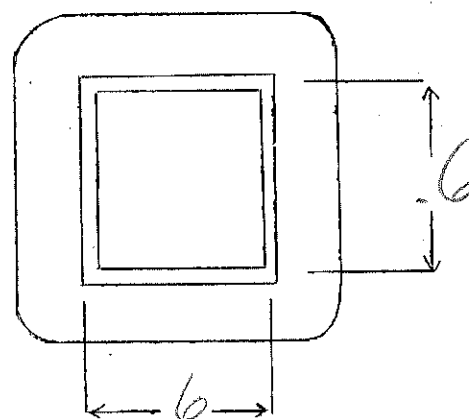

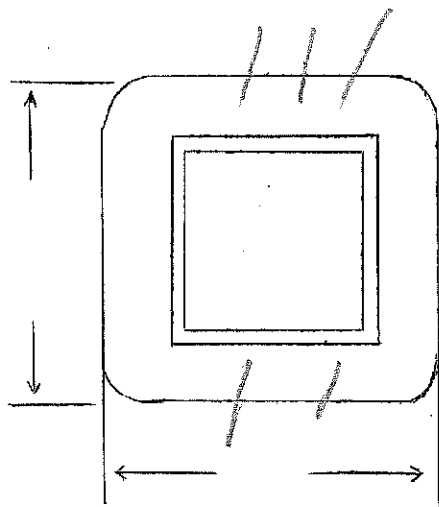
1F4 (Wind) to class B 1266

$P_{1/2 sec} = 2.66$

SPEC. NO. 2595

Winding	PRI	SEC					
Turns	3250	2460					
Taps	—	1230					
Wind. Lgth.	3/4	3/4					
Wire Size	#39	#37					
T.P.L.	170-20	138-18					
Kind Term.	sil	Br					
Term. Lgth.	3"	3"					
Layer Insul.	16#	16#					
Test Volt.	—	—					
Wrapper	16007VC	26005GA					

TUBE	54007	IMPREGNATION	Varnish
CORE	5/8 x 5/8 - 2x2	PRIMARY V.A.	
MOUNTING	D		



DESIGNED BY

SW

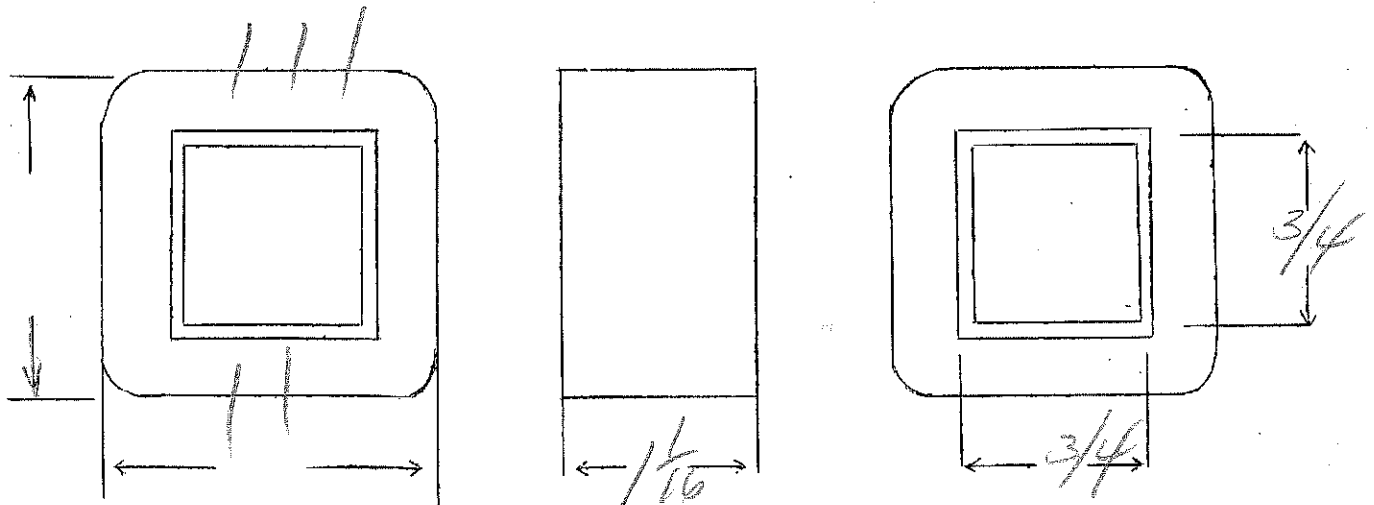
DATE

3/30/39

Class B Connected 1560 (10000 ohms) to 8000 ohms (2596)

SPEC. NO. 2596

Winding	PRI	SEC					
Turns	3800	3800					
Taps	1900	—					
Wind. Lgth.	7/8	7/8					
Wire Size	#37	#37					
T.P.L.	160-24	160-24					
Kind Term.	sil	Br					
Term. Lgth.	3"	3"					
Layer Insul.							
Test Volt.	1250						
Wrapper	1600VC	24005A					
TUBE	5C007	IMPREGNATION			varnish		
CORE	3/4x3/4- 005" gap			PRIMARY V.A.			
MOUNTING	D						



DESIGNED BY

SW

DATE

3/30/37

Universal Modulation

300 Watt

500 Ma. Parallel


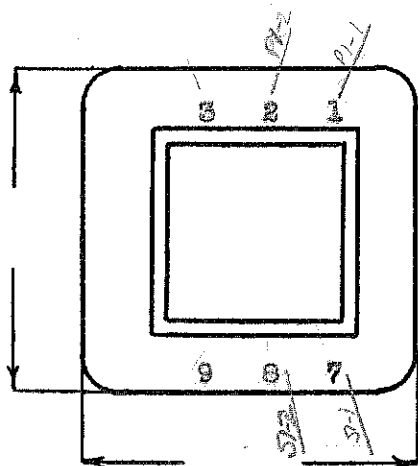

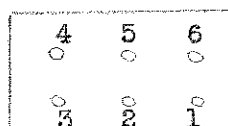
250 Ma. Series

SPEC. NO. 5-2597

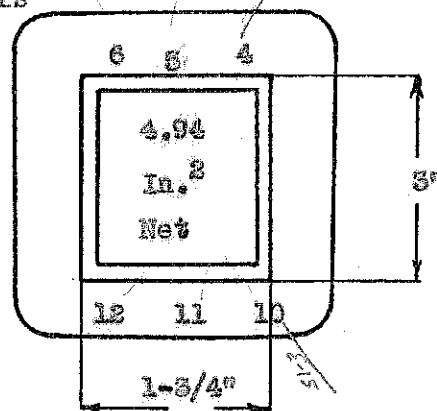
Winding	P-1 #1	S-1 #2	S-2 #3	P-2 #4			
Turns	1100	1300	1300	1100			
Taps	500	900	400	600			
Wind. Lgth.	2-1/8"	2-1/8"	2-1/8"	2-1/8"	2.125"		
Wire Size	#27	#27	#27	#27			
T. P. L.	125 - 90L	113 - 8L 13	80 - 5L 13	125 - 89L	NOTE: HEAVY FINISHING.		
Finish	89%	81%	81%	81%	USE WICA SADDLE.		
Type Lead	Wire Only - Irrolite Tubing				4L - 015"	Irrolslot	
Lead Lgth.	6"	6"	6"	6"	3L - 010"	A	
Layer Insul.	2L 30%G	2L 30%G	2L 30%G	2L 30%G			
Test Volt.	7500V	"	"	"			
Wrapper	4L .007" VG	4L .007" VG	4L .007" VG	3L .007" VG 2L .005" GA			

TUBE	12L - .007" GK / 3L - .007" VG	IMPREGNATION	VARNISH
CORE	1 1/2 x 3 I & I	GA.	26
GRADE	D	STACK	Butt - .020" Gap
MOUNTING	"J"	NOTE: SPIRAL LEADS INTO POSITION - DOUBLE PAPER ABOVE AND BELOW.	

Cu = 803
 Fe = 45.2 @ 100 Cycle
 TPV = 1.01 (2200V on 16,000 Ohm)
 Wire Net = 0.369" (0.800")



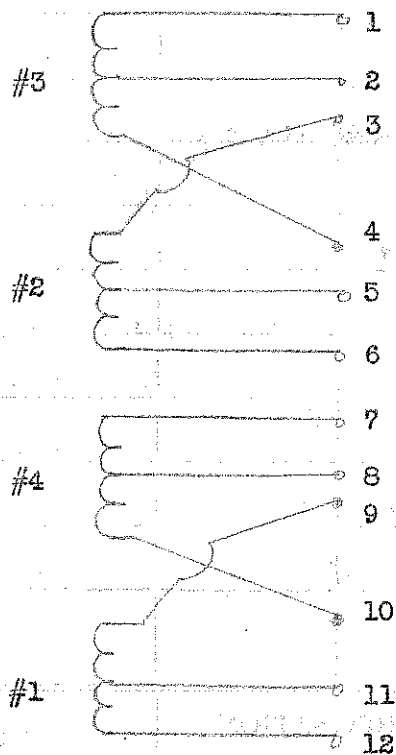
Panels



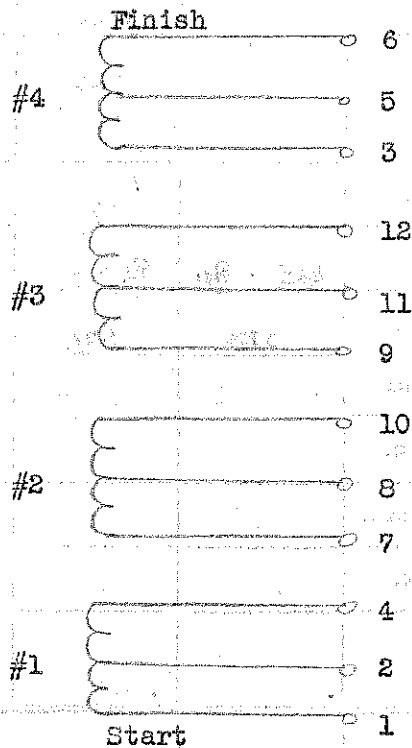
Redesigned BY M. W. S.

DATE 8 - 12 - 41

Panel Connections



Order of Winding



NOTE: METAL STAMP PANELS.

UNIVERSAL MODULATION

300 watts
250 Ma. DC series
500 Ma. DC parallel

STOCK

SPEC. NO. S-2597-M

Winding	1-2-4 #1	7-8-10 #2	9-11-12 #3	3-5-6 #4
Turns	1100	1300	1300	1100
Taps	500	900	400	600
Wind. Lgth.	2 3/8	2 3/8	2 3/8	2 3/8
Wire Size	#26	#26	#26	#26
T. P. L.	125-9L	125-12L	125-12L	125-9L
Finish	89.5%	89.5%	89.5%	89.5%
Type Lead	W. O. #22 Vinyl Sl. Delac	W. O. #22 Vinyl Sl. Delac	W. O. #22 Vinyl Sl. Delac	W. O. #22 Vinyl Sl. Delac
Lead Lgth.	6"	6"	6"	6"
Layer Insul.	Double 30# LPP	Double 30# LPP	Double 30# LPP	Double 30# LPP
Test Volt.	7500	7500	7500	7500
Wrapper	.160 3L007VG- 4L30# interleaved	.180 3L007VG-	.180 3L007VG- 4L30# interleaved	.160 3L007VG- 3L007GA

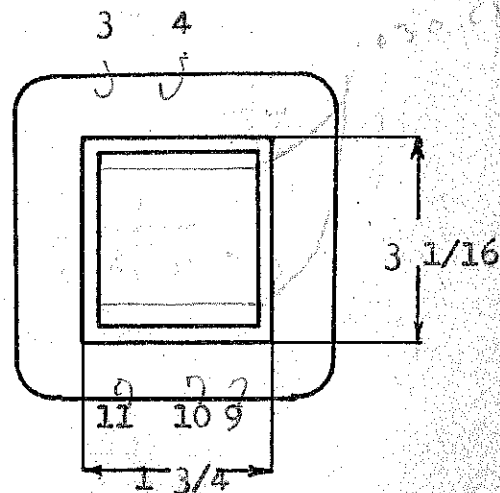
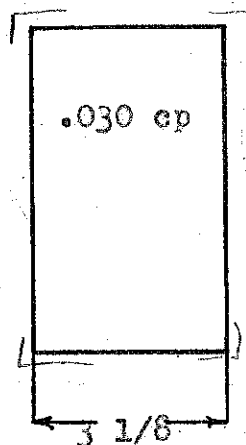
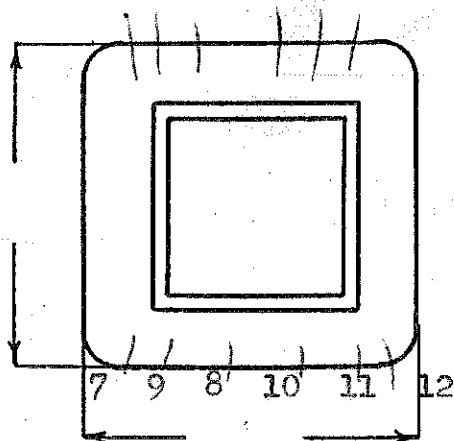
TUBE 12L007GK plus 3L007VG- IMPREGNATION Varnish
CORE 1 3/4 x 3 GA. 24 GRADE D STACK Butt .015 Gap

MOUNTING M

T. P. U. -

$$\text{Window} = .899 / 1.25 = 72\%$$

6 5 4 2 3 1



DESIGNED BY R. F. F.

DATE

DESIGN AND TEST DATA

Rating:

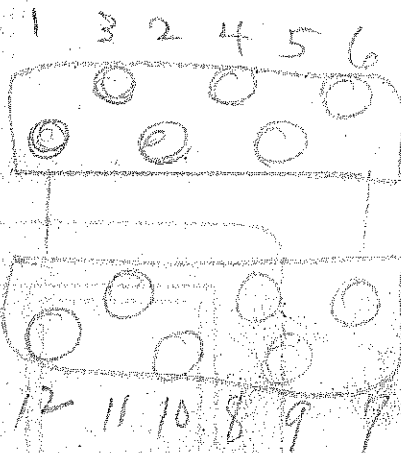
Winding	1	2	3	4
Mean Turn	11.067	12.855	14.575	16.225
Resistance 25° c	42.2 47.56	58.2 58.64	65.7	62.0
Pounds Copper	.795	1.092	1.235	1.165
Copper Density				
Ratio Volts	110 50	130 90	130 40	110 60
Test to Ground	7500	7500	7500	7500

Iron Induction @ Cycles

Exciting Current amperes @ volts 60 cycles on

Induced Test: Apply Volts at Cycles on with grounded

Remarks:



8000 R P L 2.2, 4.4, 8, 12, 5000

SPEC. NO.

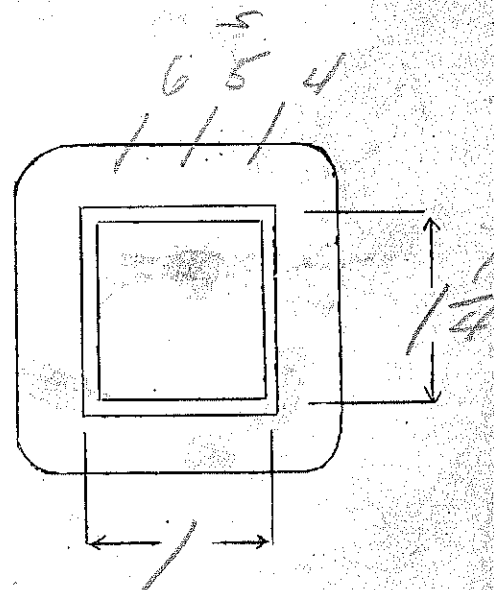
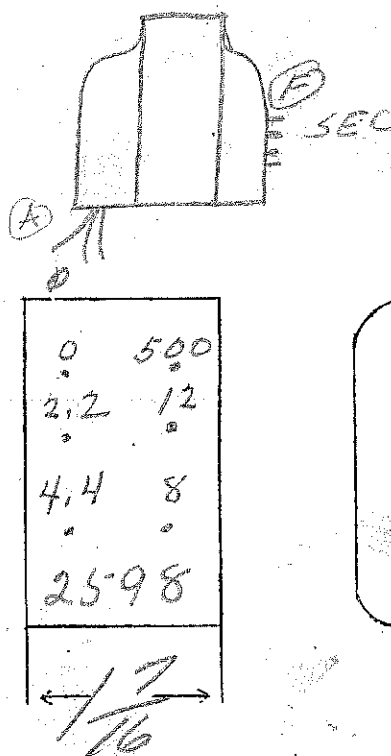
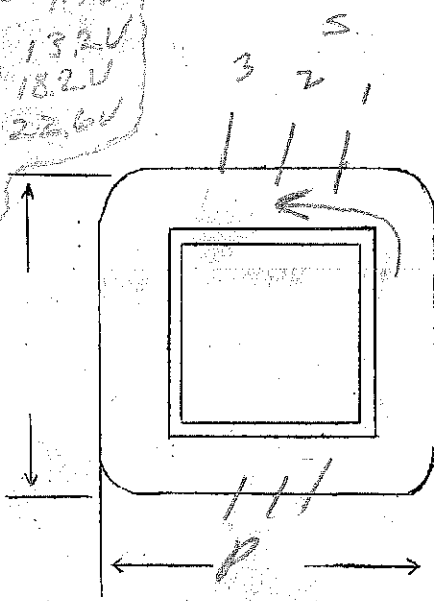
2598 - AF mly

Continuous						
Winding	SEC	PRI	SEC			
Turns	702	3300	25	48	55	
Taps	—	1650		25		
Wind. Lgth.	1.25	1.25	1.25			
Wire Size	#30	#36	#22	#20	#19	
T.P.L.	102-7	206-16				
Kind Term.	fil Br	#20 Par Br	WIPE ONLY			
Term. Lgth.	5"	9"	5"	5"	5"	
Layer Insul.	double 16#	double 16#		50#		
Test Volt.						
Wrapper	4003VP	4005GA			2005GA	

TUBE	52007	IMPREGNATION	VARNISH
CORE	1 x 1/4 - 299A Dub - 2x2	PRIMARY V.A.	
MOUNTING	A - F		

Test

12-500-1240
0-2.2-97V
0-4.4-132V
0-8-182V
0-12-226V
Hi 292V



DESIGNED BY

Juo

DATE

6/19/37

8000-PP to 2.2, 4.4-8-72-500

SPEC. NO.

2598-A

all 2575

Winding	SEC	PRI	Continuance			
Turns	702	3300		25	48	55
Taps	-	1650			25	
Wind. Lgth.	1.25	1.25		1.25		
Wire Size	#30	#36		#22	#20	#19
T.P.L.	102-7	206-16				
Kind Term.	#20 Par	Braid	WIRE ONLY			
Term. Lgth.	9"	9"	9"			
Layer Insul.	double 16#	double 16#		50#		
Test Volt.						
Wrapper	4003VP	4003RA			200500	

TUBE	56007	IMPREGNATION	Varnish
CORE	1/8" - 24 B A' grade 2X2	PRIMARY V.A.	
MOUNTING	A		

Pri - Black - White / C.T.

Sec - Green White Tracer

2.2 - Green

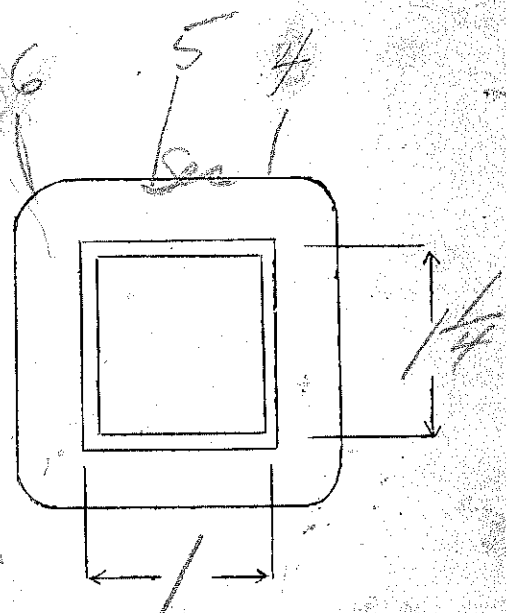

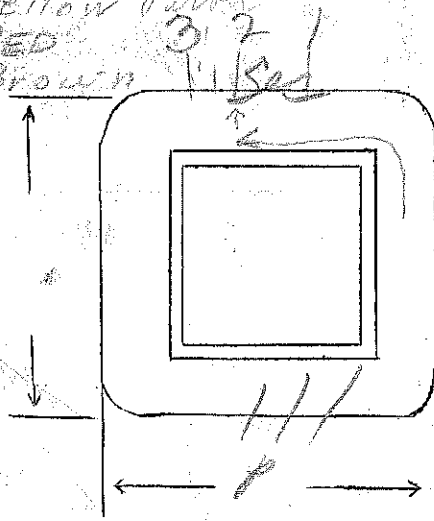
4.4 - Blue

6 - Yellow

12 - RED

500 - Brown

end of sec. is start

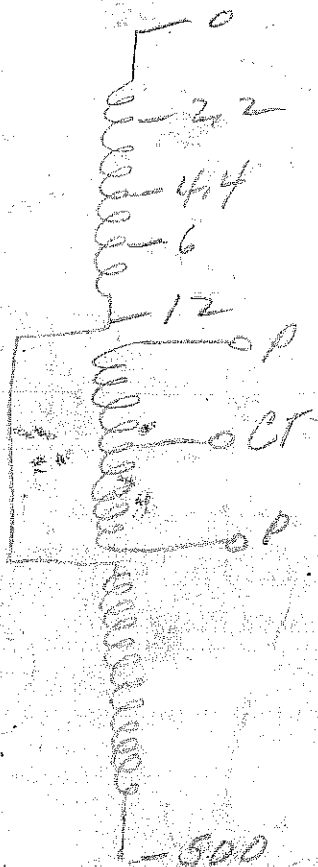


DESIGNED BY

JW

DATE

3/31/37

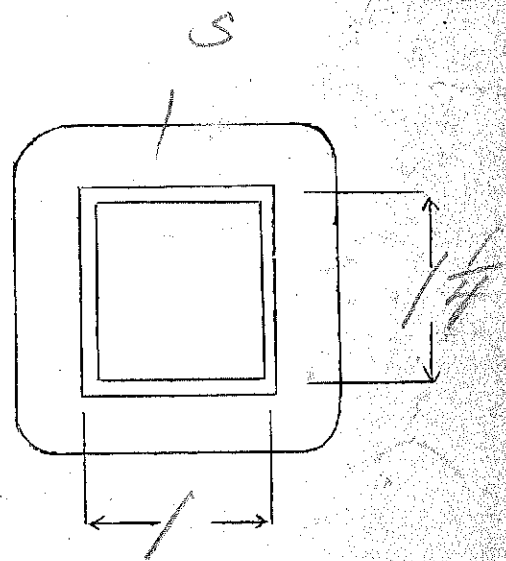

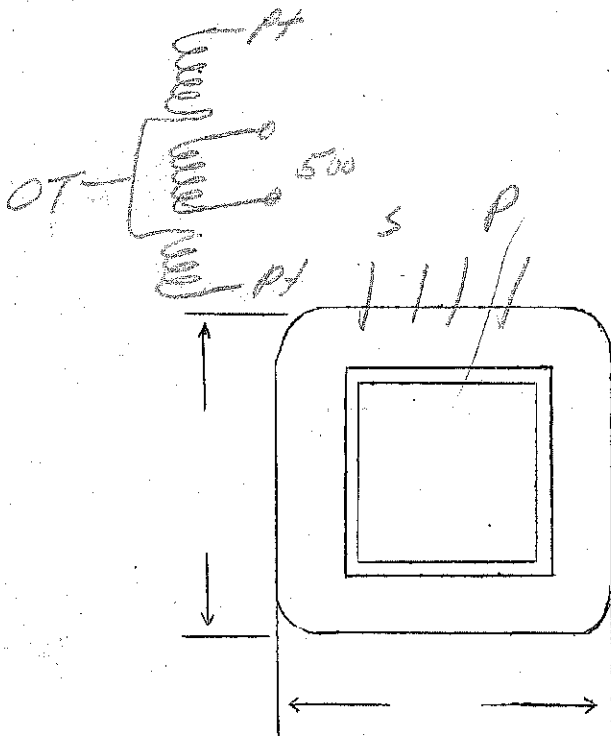


PP646 to 500 r - 30watt

SPEC. NO.

2599

Winding	P	S	P				
Turns	935	670	935				
Taps	—	—	—				
Wind. Lgth.	125	125	125				
Wire Size	#31	#27	#31				
T.P.L.	117-8	75-9	117-8				
Kind Term.	#20 Par Braid						
Term. Lgth.	9"	9"	9"				
Layer Insul.	30#	30#	30#				
Test Volt.	1250	✓	✓				
Wrapper	20070C 4L 10	10070C 4L 10	20056A				
TUBE	72007			IMPREGNATION	VARNISH		
CORE	1/8" x 1/4" - 29-08-2x2			PRIMARY V.A.			
MOUNTING	A						



DESIGNED BY

AW

DATE

3/31/37