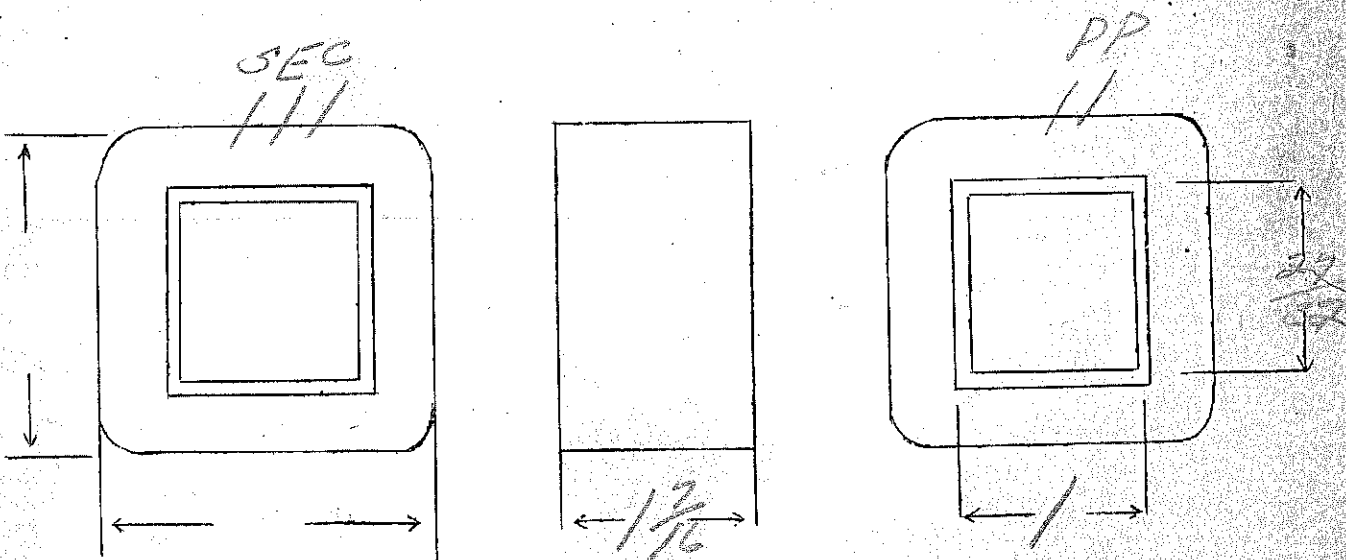


Same as 1506 except Ep-127

5.95

SPEC. NO. 2801

Winding	SEC	SHIELD	DRI	F <sub>1</sub>	F <sub>2</sub>		
Turns	3900	75	750	34	41		
Taps	1950			-	-		
Wind. Lgth.	125	125	1.25	-	-		
Wire Size	#37	#27	#27	#21	#22		
T.P.L.	220-18		95-10	-	-		
Kind Term.	#27 P.Br	W.O	#27 P.Br	WIRE OUT			
Term. Lgth.	9"	3	9"	9	9		
Layer Insul.	double 16#		double 20#				
Test Volt.	2500						
Wrapper	100V/C	100V/C	20056A	20056A	20056A		
TUBE	5L007			IMPREGNATION		VARNISH	
CORE	1 x 3/32				PRIMARY V.A.		
MOUNTING	SA -		L.C				



DESIGNED BY *gwr*

DATE 1/23/27

NEON TRANS

115V @ 60W

to

15000V C-T @ 100W

(C-T GROUNDED)

SEPARATE COILS

TECHNICOLOR, INC.

ONE COIL

TWO COILS/TRANS

SPEC. NO. 2802

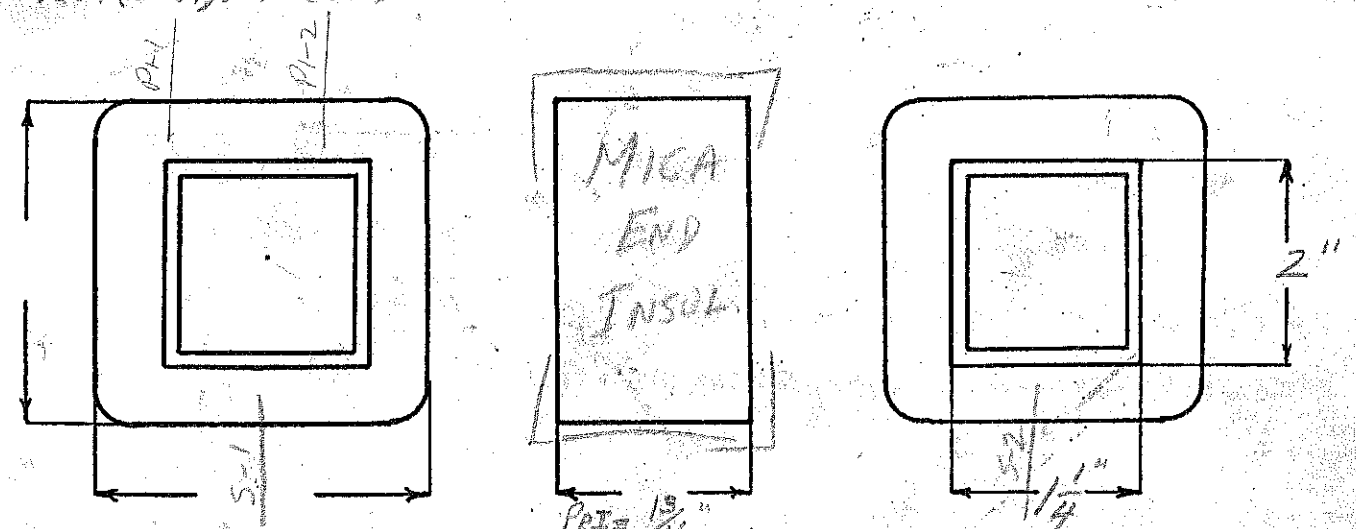
Winding	PRI	SEC.			
Turns	280	19,000			
Taps	-	-			
Wind. Lgth.	9/16"	3/4"			
Wire Size	#21	#40			
T. P. L.	17-17L	190-100L			
Finish	90%	86%			
Type Lead	W.O. VINYLITE TUBING	SIL. BR. VINYLITE TUBING			
Lead Lgth.	6"	6"			
Layer Insul.	1-L 50-26.6	2-L 125-26.6			
Test Volt.	1500V.				
Wrapper	2-L .007"GA	5-L .007"VC 2-L .007"GA			

TUBE 7-L .007" GK + 1-L .005" VC      IMPREGNATION      VARNISH

CORE 1/4" x 2" E.S. ONLY GA. 24      GRADE D      STACK BUTT 

MOUNTING J      WHEN STACKING, REVERSE ONE SHUNT WITH RESPECT TO OTHER, AND GROUND THE START OF EACH SEC. WINDING.      USE 1/4" OF MAGNETIC SHUNT BETWEEN PRI. + SEC.

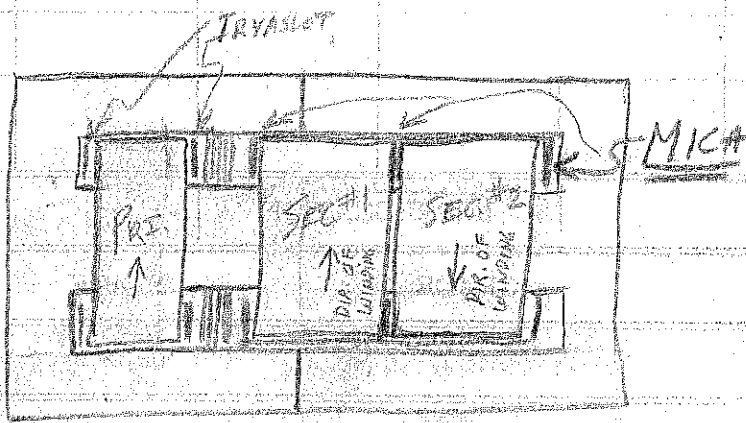
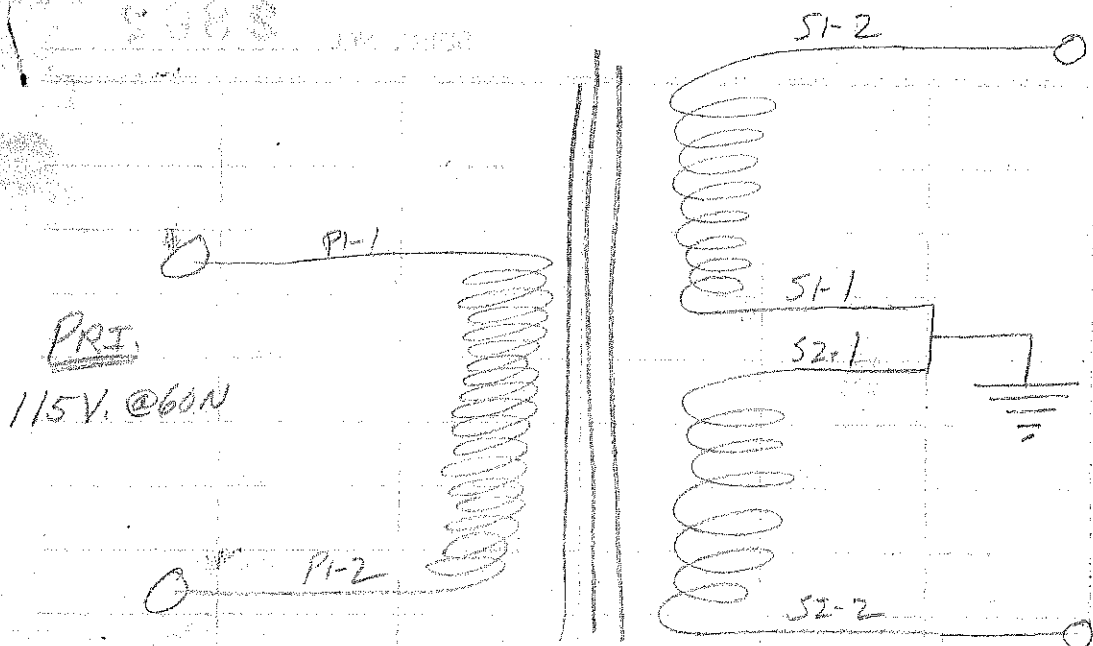
Cu = 696 - 740  
 Fe = 70 @ 60W  
 TPN = 2.435  
 WN = .584 (348), .547 (470)  
 SEC. VA = 100  
 PRI. VA = 134  
 PRI. I = 1.165 A



RE-DESIGNED BY H.H.H.

DATE 2-8-43

2802



TESTER:

TEST TURNS RATIO WITH 3 VOLTS ACROSS PRIMARY, GIVING ABOUT 400 VOLTS ACROSS ENTIRE SECONDARY, AND 200 VOLTS EACH SIDE OF GROUND. BE SURE TO TEST ENTIRE SECONDARY (S1-2 to S2-2).

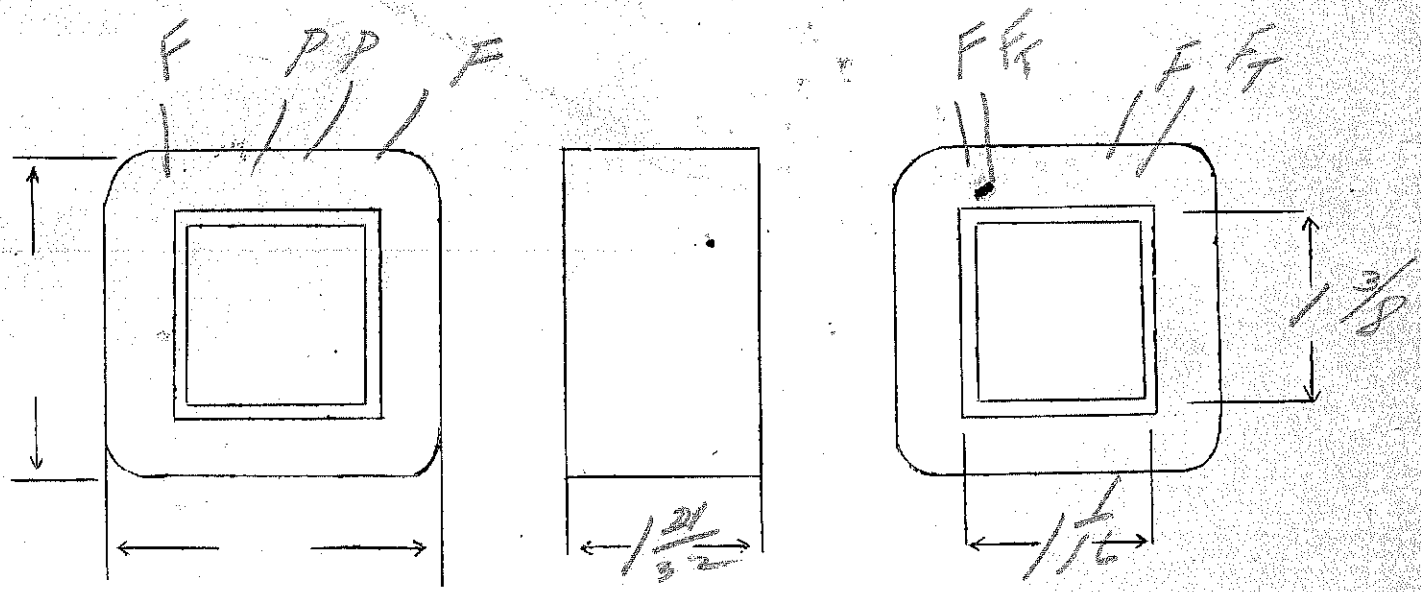
THEN CHECK EXCITING CURRENT AND SECONDARY INSULATION WITH 125 VOLTS ON PRIMARY. CURRENT MAY BE HIGHER THAN USUAL. STAY AWAY FROM SECONDARY TERMINALS WHEN MAKING THIS TEST!

Ep-100  
 Ef<sub>1</sub> - 3.5V. CT. - 10 amper  
 Ef<sub>2</sub> - 3.5V. CT. - 12 amper

4/15 SPEC. NO. 2803

Winding	PRI	White SEC,	SEC				
Turns	495	16	16				
Taps	-	8	8				
Wind. Lgth.	1 <sup>15</sup> / <sub>32</sub>	1 <sup>15</sup> / <sub>32</sub>	1 <sup>15</sup> / <sub>32</sub>				
Wire Size	#23	#12	#12				
T.P.L.	56-9						
Kind Term.	WIRE ONLY						
Term. Lgth.	9"	9"	9"				
Layer Insul.	50M	-	-				
Test Volt.	1250	1250	1250				
Wrapper	20056A	20056A	20056A				

TUBE	4L007	IMPREGNATION	Varnish
CORE	1 <sup>1</sup> / <sub>16</sub> x 1 <sup>3</sup> / <sub>8</sub>	PRIMARY V.A.	
MOUNTING	A		



DESIGNED BY *SW*

DATE *1/20/37*

Ep-115V Plate Trans. for model M  
 Es-3400V.C.T.-300MA

1.35

SPEC. NO.

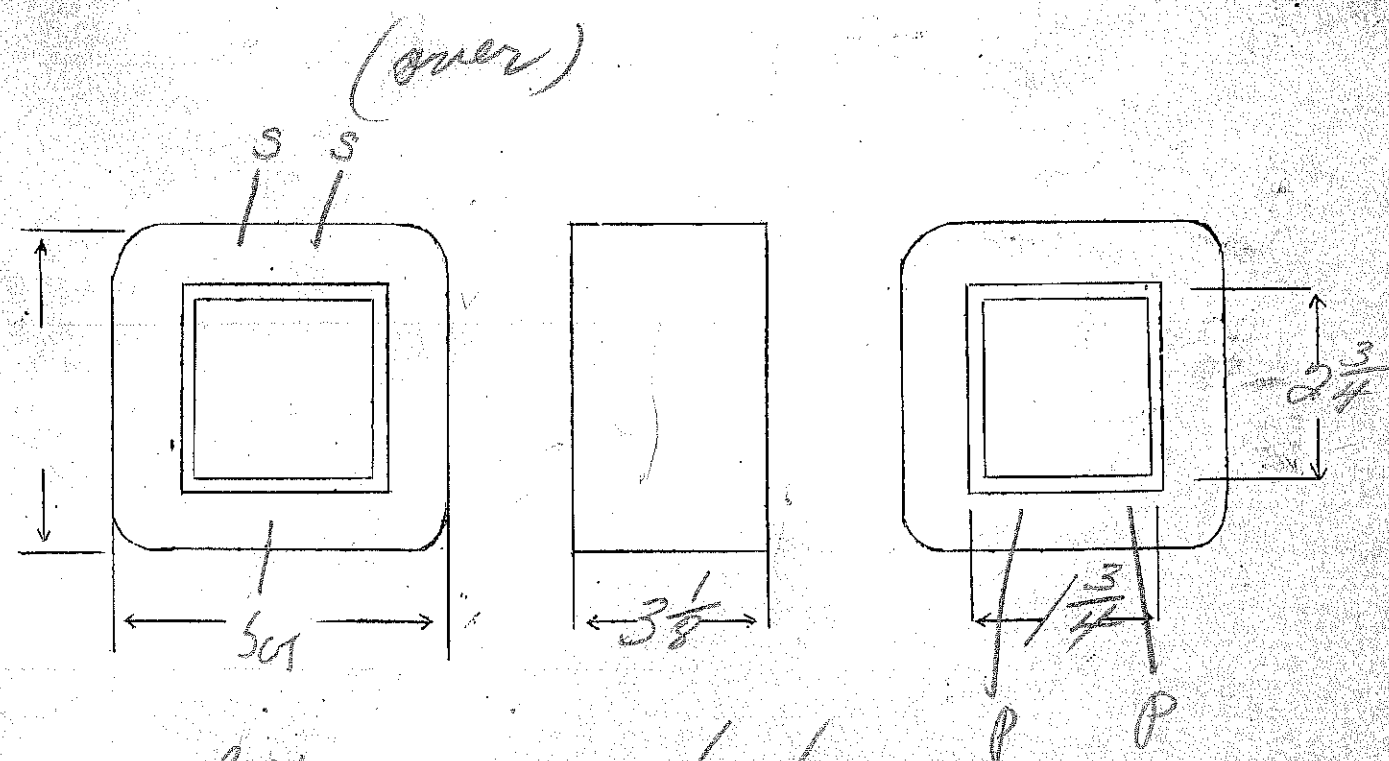
2804

Winding	SEC		PRI			
Turns	4900		157			
Taps	2450					
Wind. Lgth.	25		25			
Wire Size	#27		#15			
T.P.L.	157 32		40-4			over
Kind Term.	WIRES ONLY					
Term. Lgth.	4"		4"			
Layer Insul.	double 40#	start lead in coil	007 Kraft			
Test Volt.	5000		1250			
paper	21007VC		210056A			

TUBE 91007H/1007VC IMPREGNATION Varnish

CORE 1/34 X 2 3/4 PRIMARY V.A.

MOUNTING G - cast Aluminium with filament #2805 mounted above



DESIGNED BY *GW*

DATE 1/27/37

P-28" #18 fixture wire

2.5VCT-28" #18 motor

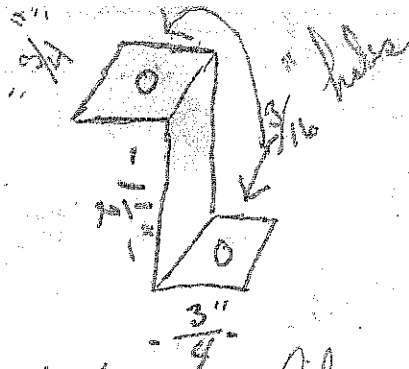
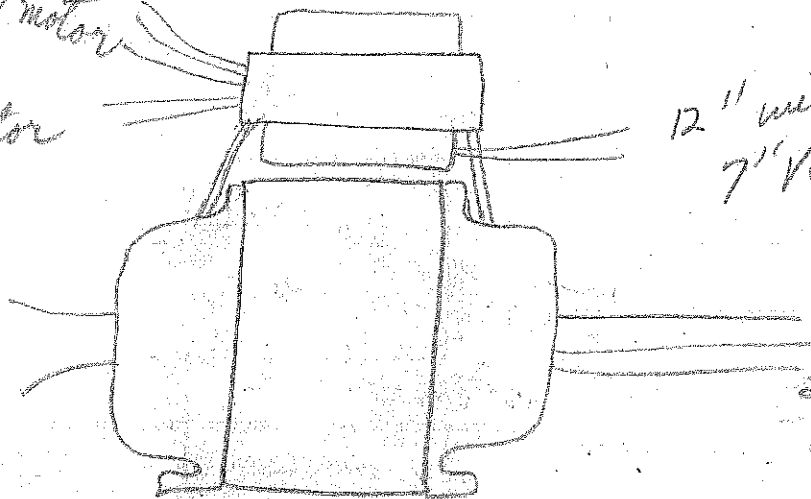
10V-28" #14 motor

12" wire only leads  
7" VC sleeving

SEL 5" #18 fixture

P-28" #18 fixture

S.C.T. 28" #14



Bracket for nut filament or plates

Ep - 115V Filament Transf. for model M  
 EF1 - 10.5V - 8amps  
 EF2 - 2.7V.C.T. - 10amps 3.7

SPEC. NO. 2805

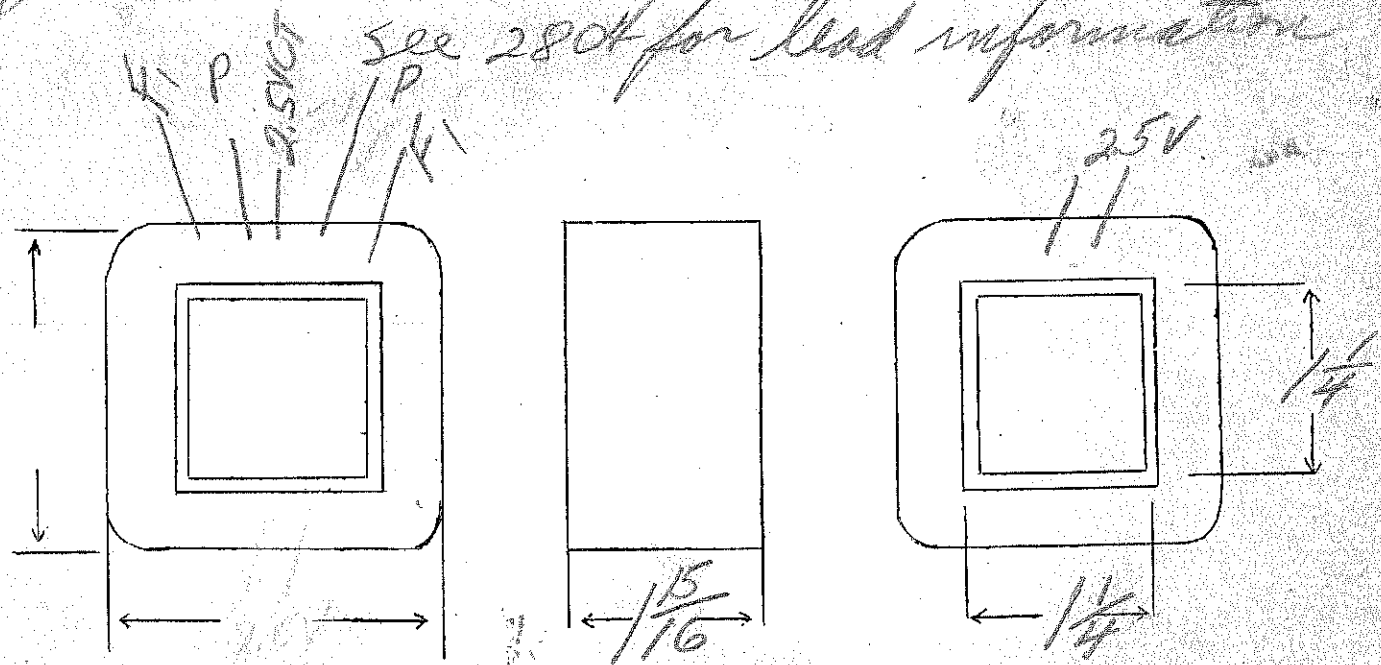
Winding	PR1	F <sub>1</sub>	F <sub>2</sub>			
Turns	426	43	11			
Taps		—	5			
Wind. Lgth.	1.75					
Wire Size	#21	#13	#12			
T.P.L.	54-8	2L	16			
Kind Term.	#18 Sintered	#14 Rubber Core	WIRE ONLY			
Term. Lgth.	28"	28"	8"			
Layer Insul.	50#		5000			
Test Volt.	1250	1250	5000			
Wrapper	210075A	210076A	210076A			

CT - 28" #18 motor cable  
 V.C. sleeving

TUBE 71007 IMPREGNATION Varnish  
 CORE 1/4 x 1/4 PRIMARY V.A.  
 MOUNTING unused - mounted on 2804G - use

horizontal brackets only

see 2804 for lead information



DESIGNED BY *GW* DATE 1/27/37

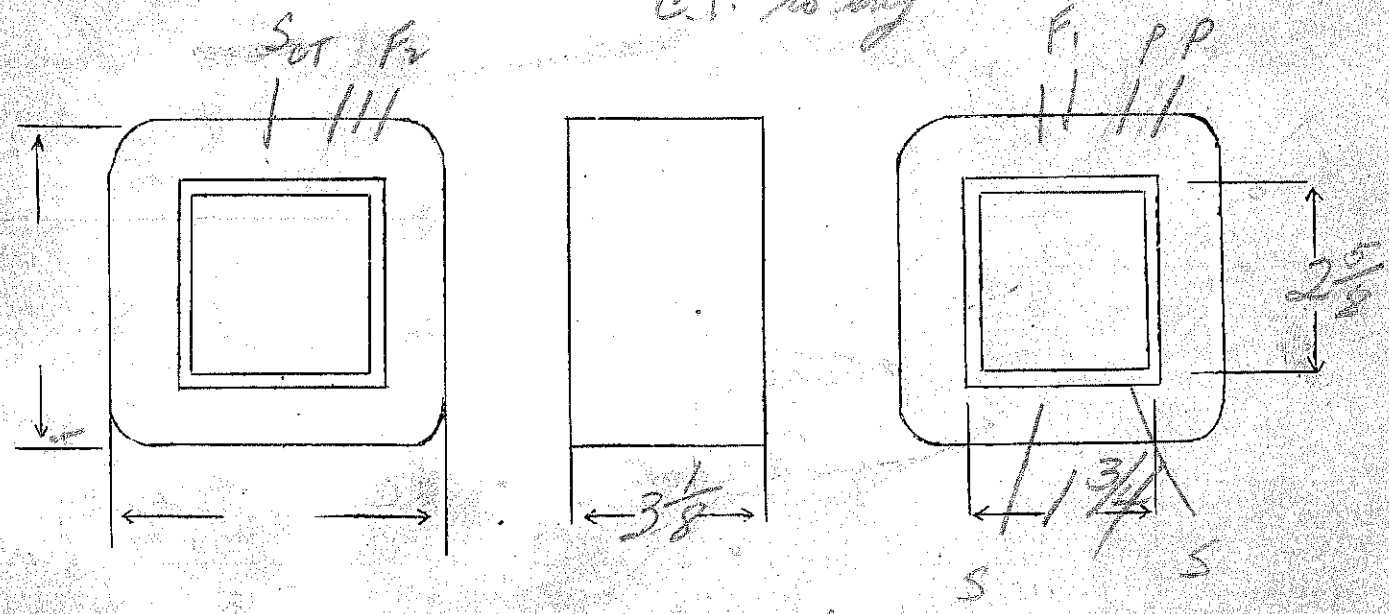
$E_p - 115V$  for model A  
 $E_s - 2750VCT - 300MA$  1-38  
 $E_{F_1} - 10V - 7amp$ ,  $E_{F_2} - 2.7VCT - 10amps$

SPEC. NO. 2806

Winding	SEC	PRI	F <sub>1</sub>	F <sub>2</sub>			
Turns	4100	160	15	4			
Taps	2050	-	-	2			
Wind. Lgth.	25/8	25/8					
Wire Size	#27	#15	#13	#12			
T.P.L.	158-26	41-4	1 Layer				
Kind Term.	#18 DURA	WIRE	ONLY				
Term. Lgth.	13"	4"	4"	4"			
Layer Insul.	double 40#	.007 Kraft					
Test Volt.	5000			5000			
Wrapper	2L0056A	2L0056A		2L0056A			

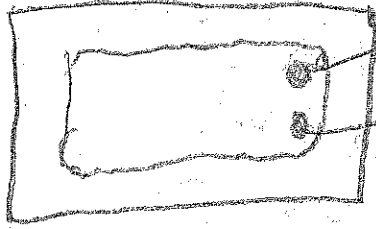
TUBE 9L007 + 1K007VC IMPREGNATION Varnish  
 CORE 1 3/4 x 2 3/8 PRIMARY V.A.  
 MOUNTING C - aluminum shell

SEC LEADS out top of cover 6"  
 start lead in coil - flat lead on start & finish only -  
 C.T. to lug



DESIGNED BY GW DATE 1/27/37





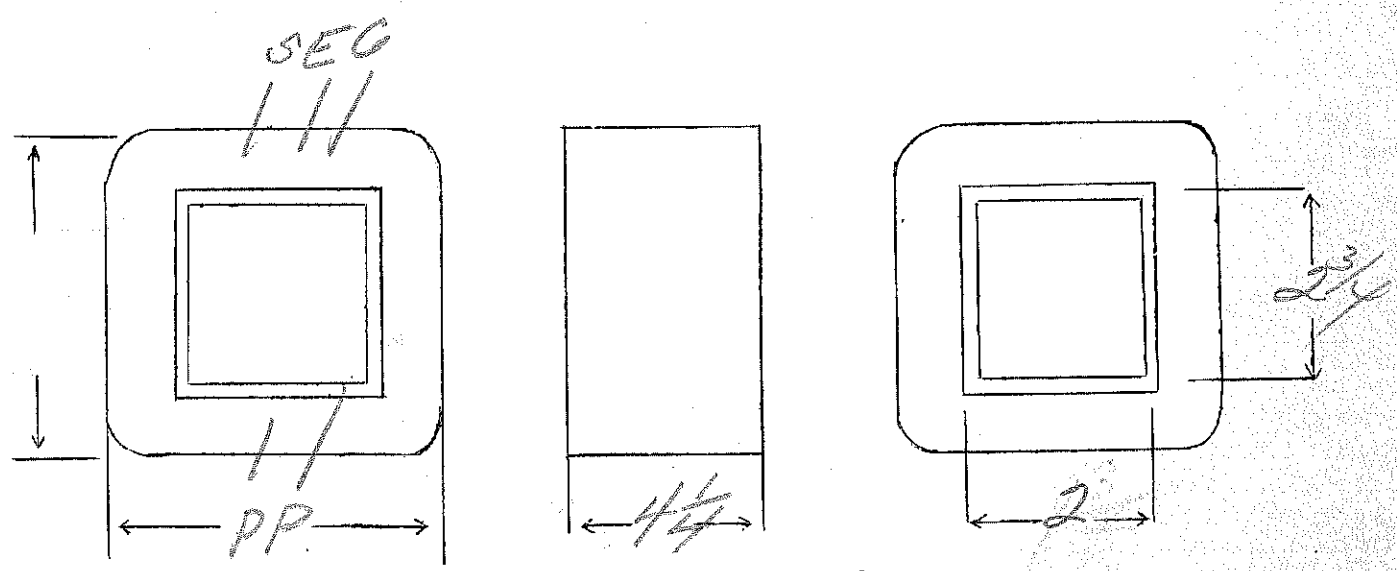
see leads  
6" out

on short rounded  
end of cothyo  
Bring out same end  
of 2 1/2 volt

Ep-117 Plate chang. for model MM or super M  
 E3 - 3400V.C.T. - 600ma

118 SPEC. NO. 2807

Winding	SEC	PR1				
Turns	4300	139				
Taps	2150	-				
Wind. Lgth.	3 5/8	3 5/8				
Wire Size	#24	#11				
T.P.L.	155-28	35-4				
Kind Term.	WIRE ONLY					
Term. Lgth.	3"	3"				
Layer Insul.	40#					
Test Volt.	7500	2500				
Wrapper	26005GA	26005BA				
TUBE	9L007+1L007VC		IMPREGNATION	Paralok		
CORE	2x2 3/4 (5.0)		PRIMARY V.A.			
MOUNTING	G - aluminum					



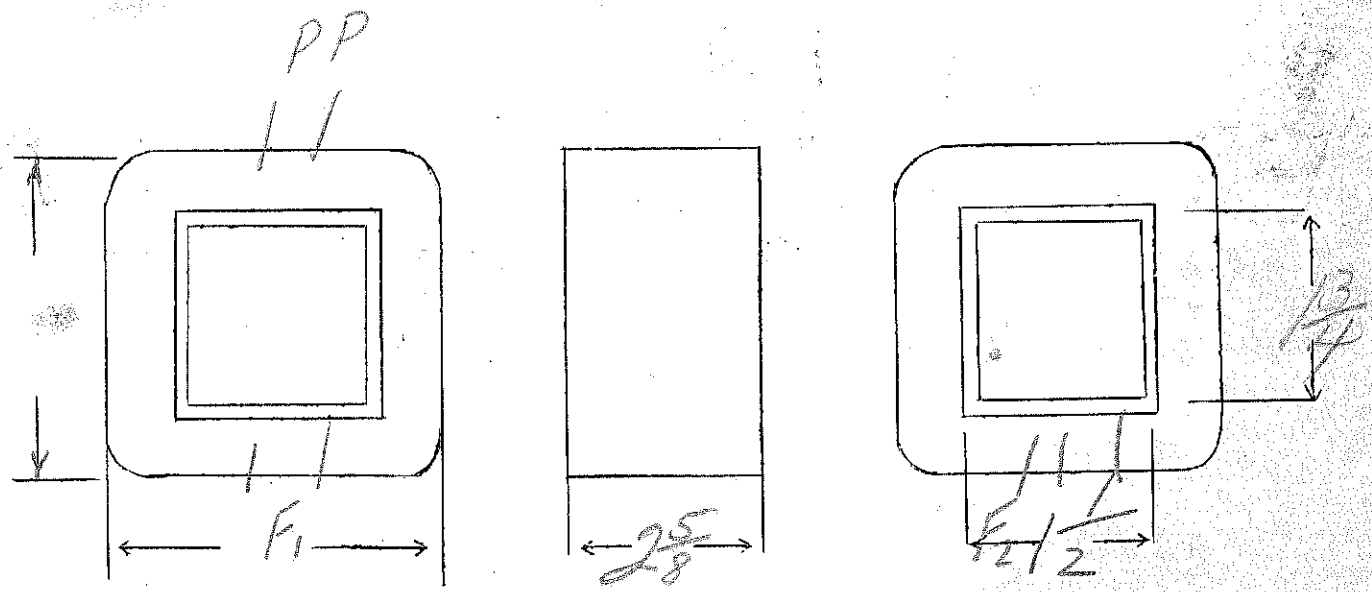
DESIGNED BY *SW*

DATE 1/27/37

Ep - 115  
 EF<sub>1</sub> - 10.5V - 16amps  
 EF<sub>2</sub> - 2.7V - C.T. - 20amps  
 Filament transf. for model "Super M"  
 24 SPEC. NO. 2808

Winding	PRI	F1	F2				
Turns	280	28	7				
Taps		-	3				
Wind. Lgth.	2 3/8						
Wire Size	#18	#10	#10				
T.P.L.	50-6	1.5L	1/2L				
Kind Term.	#18 3 wires	#14 motor lead out thru fibre panel					
Term. Lgth.	18"	18"	18"				
Layer Insul.	007 Kap						
Test Volt.	1250	2500	7500				
Wrapper	2L0056A	2L0056A	2L0071C				

TUBE 94007 IMPREGNATION Varnish  
 CORE 1/2 x 1/4 PRIMARY V.A.  
 MOUNTING 5 - leads aluminum plated shell -



DESIGNED BY *Law* DATE 1/27/37

Ep-120V  
 Es-700V CT. - 95MA  
 Ef-5V-2amp

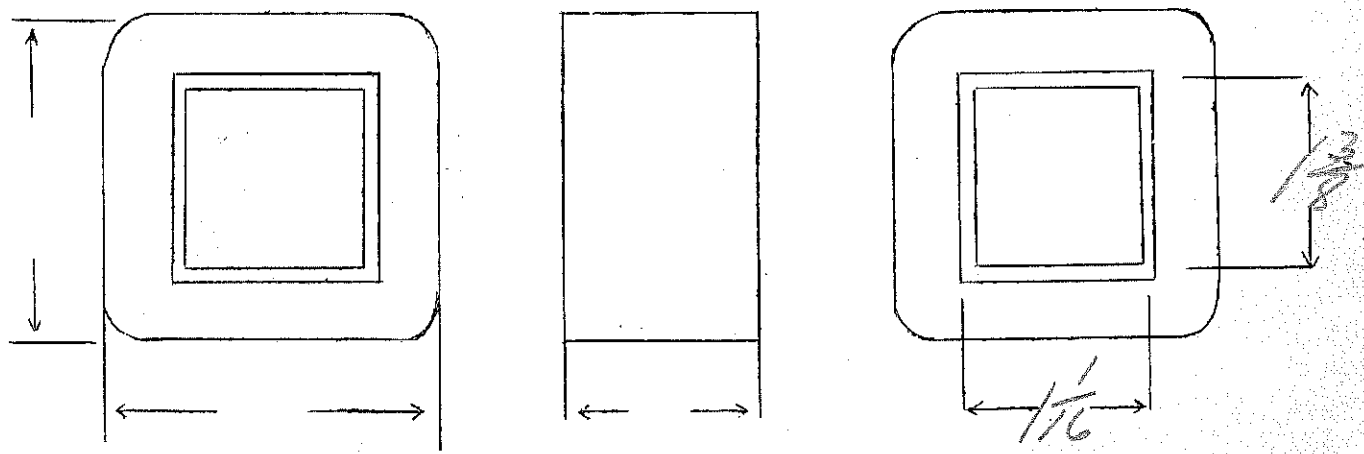
Ef<sub>2</sub>-6.3V CT. - 2amp (Boorman)

40

SPEC. NO. 2809

Winding	SEC	SHIELD	DR1	F <sub>1</sub>	F <sub>2</sub>		
Turns	3060		480	22	28		
Taps	1530		—	—	14		
Wind. Lgth.	1 <sup>15</sup> / <sub>32</sub>	1 <sup>15</sup> / <sub>32</sub>	1 <sup>15</sup> / <sub>32</sub>	—	—		
Wire Size	#33	#24	#24	#20	#20		
T.P.L.							
Kind Term.	#20 P/B		#20 P/B	WIPE ONLY			
Term. Lgth.							
Layer Insul.	double 16#		50#				
Test Volt.							
Wrapper	1007VC	1007VC	2005GA	2005GA	2005GA		

TUBE	7L097	IMPREGNATION	VARNISH
CORE	1 <sup>1</sup> / <sub>16</sub> x 1 <sup>3</sup> / <sub>8</sub>	PRIMARY V.A.	
MOUNTING	A		



DESIGNED BY *GW*

DATE 1/27/37

HEERLESS 501

Ep-120  
ES-750VCT-125MA

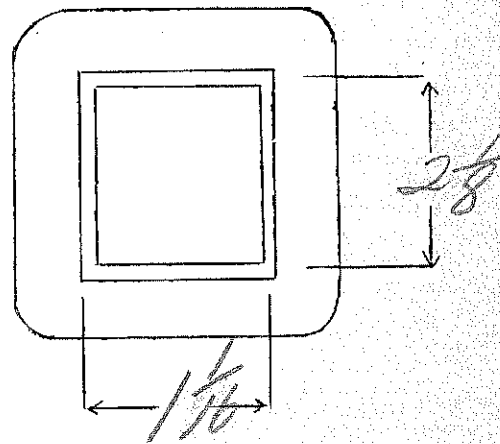

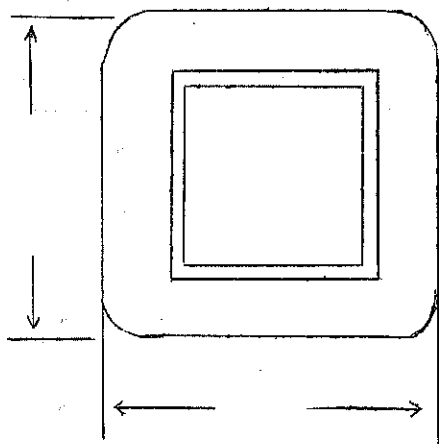
EF<sub>1</sub>-5V-3A.  
EF<sub>2</sub>-2.5VCT-4amps  
EF<sub>3</sub>-6.3V-2.1amps  
2.6

SPEC. NO.

2810

Winding	SEC	SHIELD	PR1	F <sub>1</sub>	F <sub>2</sub>	F <sub>3</sub>
Turns	2150	154	305	14	7	18
Taps	1075	-	-		4	-
Wind. Lgth.	1.75	1.75	1.75	-	-	-
Wire Size	#32	#32	#21	#18	double #19	#18
T.P.L.	154-14		44-7			
Kind Term.	#20 Pb	Sil Pb	#20 Pb			
Term. Lgth.	9	3	9	9	9	9
Layer Insul.	double 16 #		50 #			
Test Volt.						
Wrapper	2L007VC 2L007	2L007VC	2L0056A	2L0056A		2L0056A
TUBE	2L007			IMPREGNATION		VARNISH
CORE	1 1/4 x 2 1/8			PRIMARY V.A.		
MOUNTING	A					

1 1/4 x 2



DESIGNED BY

sw

DATE

1/28/37

SPEC. NO. 2811

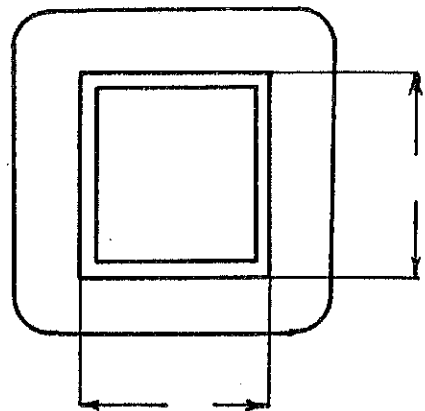

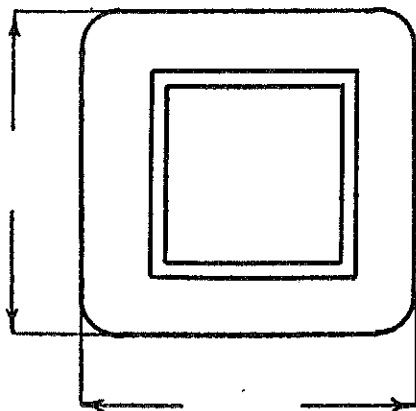
FOR MODEL # 20

Winding							
Turns							
Taps							
Wind. Lgth.							
Wire Size							
T. P. L.							
Finish							
Type Lead							
Lead Lgth.							
Layer Insul.							
Test Volt.							
Wrapper							

TUBE		IMPREGNATION	
------	--	--------------	--

CORE	GA.	GRADE	STACK
------	-----	-------	-------

MOUNTING *A or CA*



DESIGNED BY

DATE

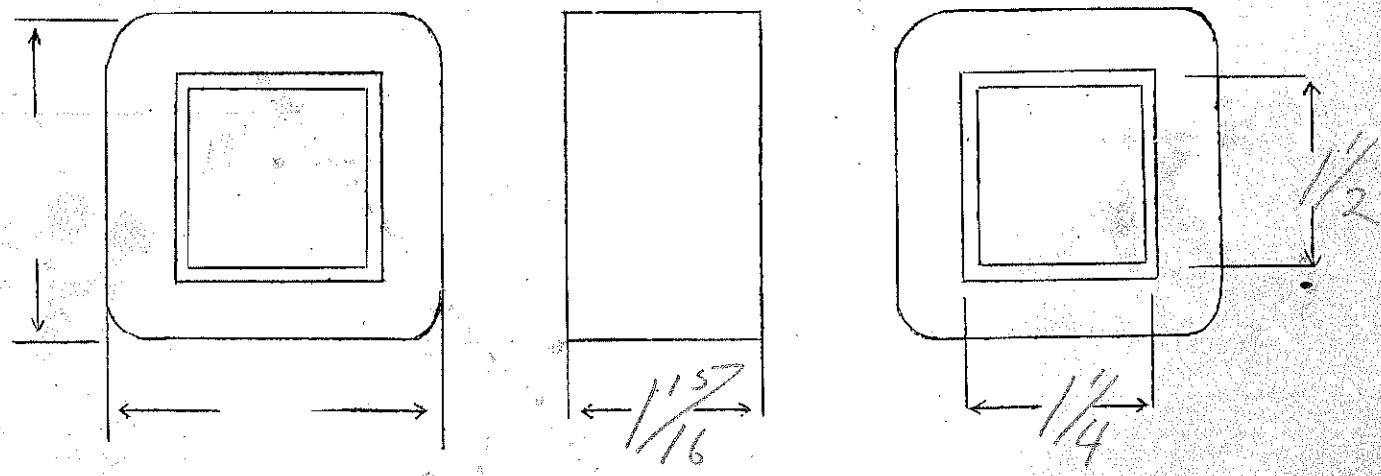
$E_p - 115V$   
 $E_s - 600VCT - 150Ma$   
 $E_f - 6.3V - 7Amp$   
 $E_f - 2.5V - 6Amp$   
 $E_f - 5V - 2Amp$   
 3.18

SPEC. NO.

28/2

Winding	Sec	Shield	Pri	F <sub>1</sub>	F <sub>2</sub>	F <sub>3</sub>
Turns	2030	145	366	22	9	18
Taps	1015		-	11-	-	9
Wind. Lgth.	1 3/4	c.	-	-	-	-
Wire Size	#30	#30	#22	#14	#15	#20
T.P.L.	145-14	-	56-7	1l	- 1l -	
Kind Term.	P <sub>2</sub> B <sub>1</sub>	L <sub>1</sub> B <sub>1</sub>	P <sub>2</sub> B <sub>1</sub>	Wire Only		
Term. Lgth.	9"	3"	9"	9"	9"	9"
Layer Insul.	double 16#	-	50#			
Test Volt.	Standard					
Wrapper	1L005VC	1L005VC	2L007GA	2L007GA		2L007GA

TUBE	7L007GK	IMPREGNATION	Varnish
CORE	1 1/4 X 1 1/2	PRIMARY V.A.	
MOUNTING	A		



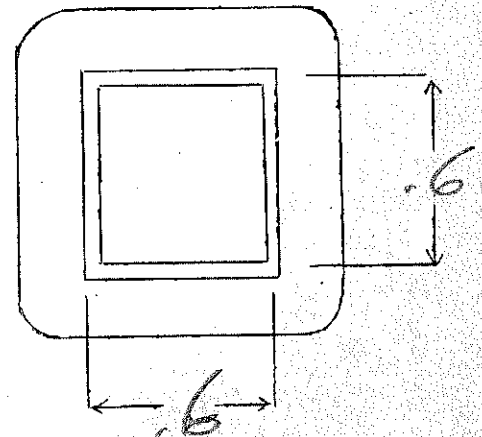

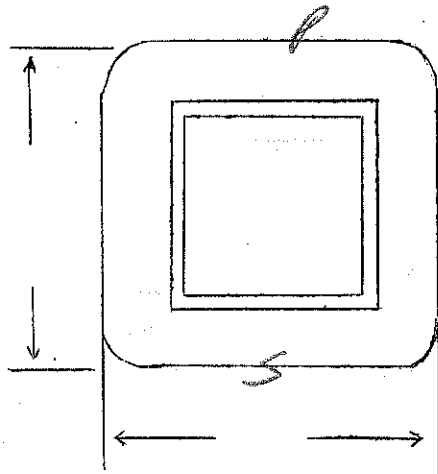
DESIGNED BY JCG

DATE 7-5-39

Input transf  $P/\frac{1}{2} S = 2.66$

SPEC. NO. 2913

Winding	P	S					
Turns	3000	2200					
Taps		1100					
Wind. Lgth.	3/4	3/4					
Wire Size	#39	#36					
T.P.L.	177-17	123-18					
Kind Term.	500 BU						
Term. Lgth.	3"	3"					
Layer Insul.	20#	20#					
Test Volt.							
Wrapper	12005VP	21005GA					
TUBE	4L007		IMPREGNATION		VARNISH		
CORE	29-B-2x2		PRIMARY V.A.				
MOUNTING	D						



DESIGNED BY

*GW*

DATE

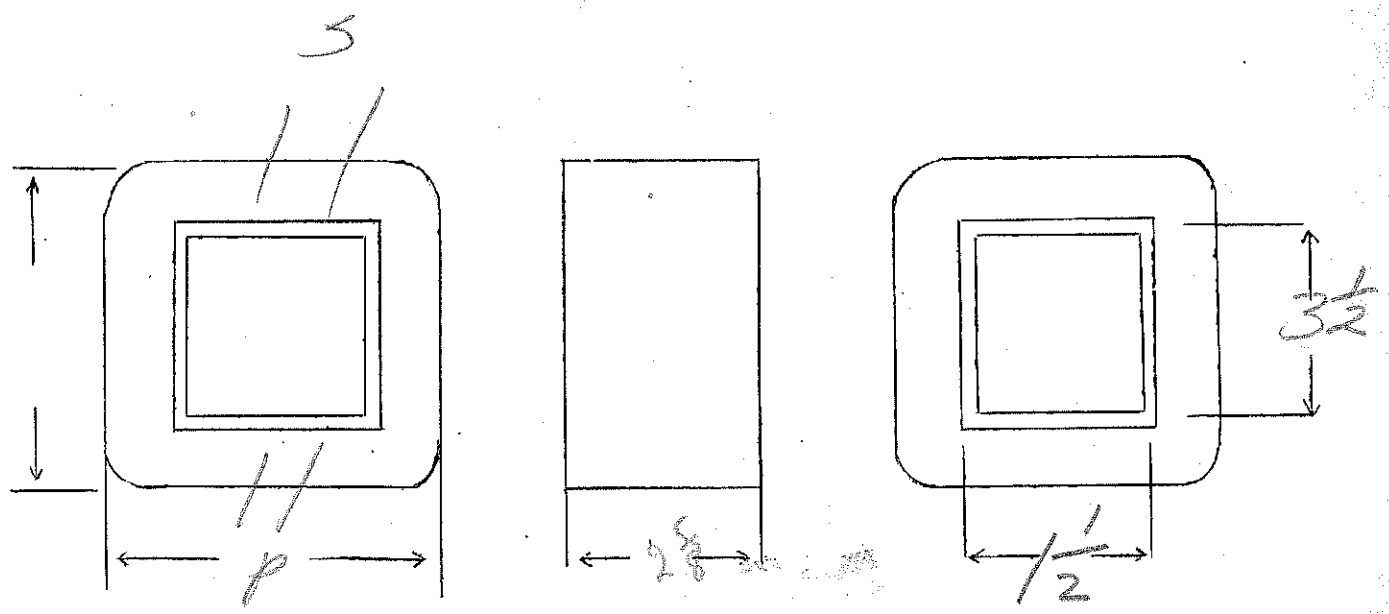
6/29/39



Ep-118V  
 Es-2200V - 200ma

SPEC. NO. 2914

Winding	SEC	PRI				
Turns	2960	144				
Taps	—	—				
Wind. Lgth.	2 7/8	2 3/8				
Wire Size	#27	#14				
T.P.L.	135-22	30-5				
Kind Term.	WIRE ONLY					
Term. Lgth.	6"	6"				
Layer Insul.	double 30#	007				
Test Volt.	5000					
Wrapper	2L007VC 2L005GA	2L005GA				
TUBE	7L007+K007VC		IMPREGNATION	VARNISH		
CORE	1 1/2 x 3 1/2		PRIMARY V.A.			
MOUNTING	S					



DESIGNED BY Geo DATE 2/2/37

440 to 220 Isolation Transf. - 200 watt

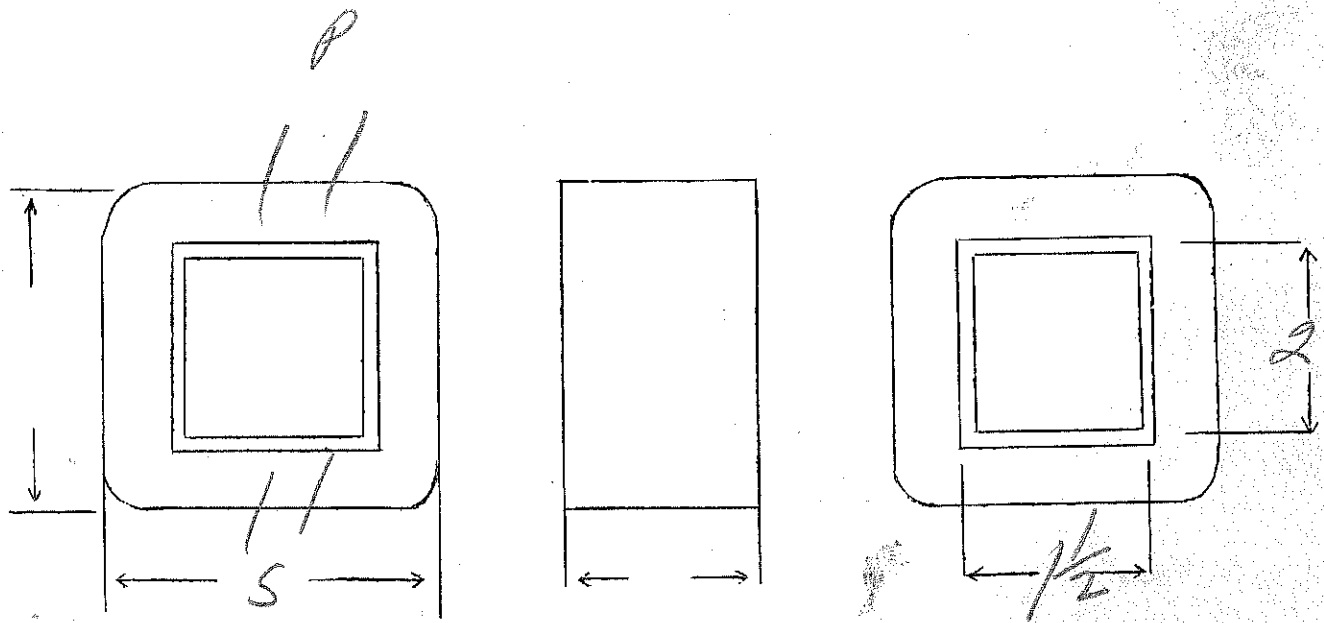
$M_e = 2.1$

SPEC. NO.

2815

Winding	PR1	SEC					
Turns	970	520					
Taps	-	260					
Wind. Lgth.	27	27					
Wire Size	#24	#21					
T.P.L.	97-10	68-8					
Kind Term.	#14 Rubber Covered (purchased in coil)						
Term. Lgth.	12"	12"					
Layer Insul.	double 40#	double 40#					
Test Volt.	1250	1250					
Wrapper	2600MC	360056A					

TUBE	9C007	IMPREGNATION	VARNISH
CORE	1/2 x 2	PRIMARY V.A.	
MOUNTING	G - supply side back castings base		



DESIGNED BY

DATE

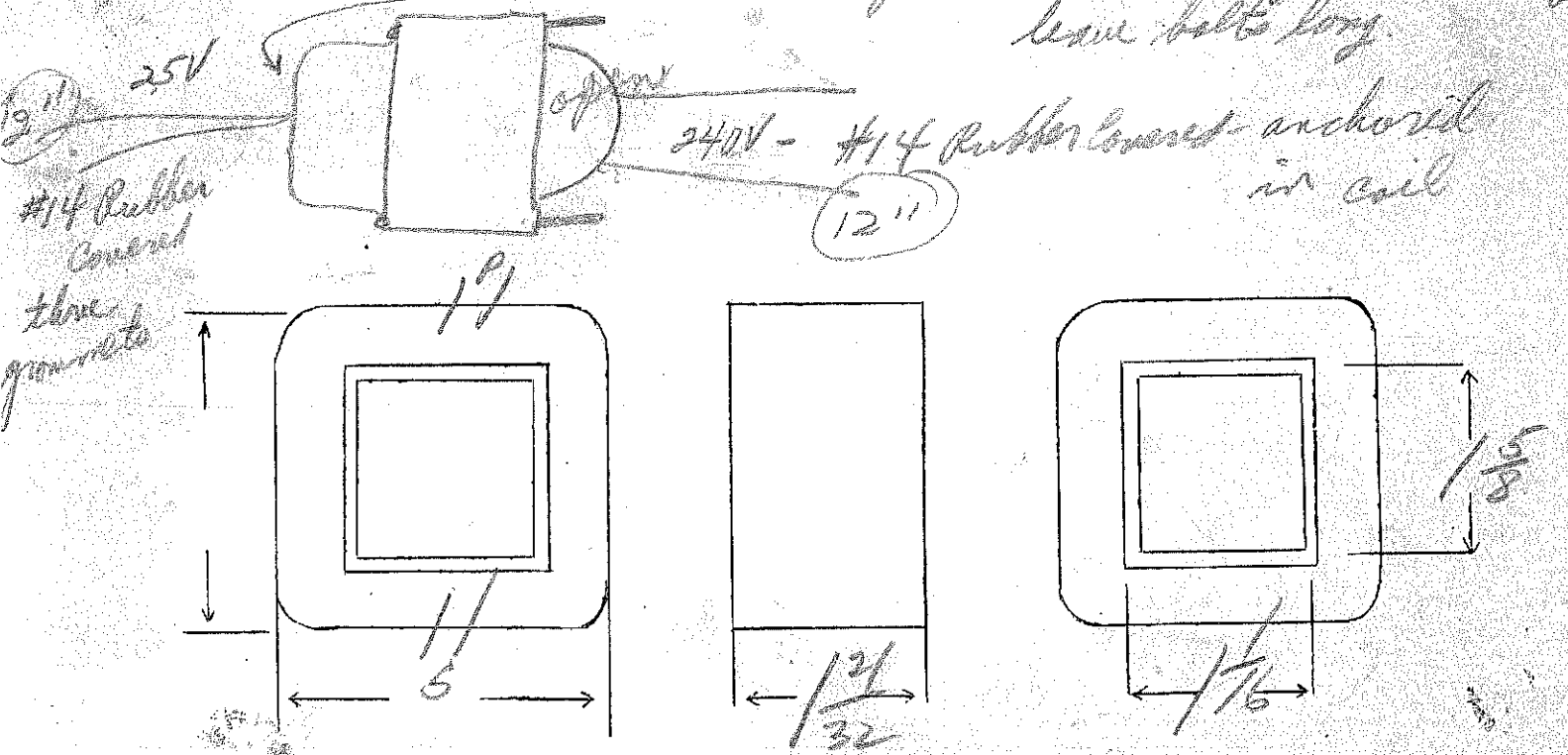
240V to 25V - 100 watt

36

SPEC. NO. 2816

Winding	P	S				
Turns	865	100				
Taps	—	—				
Wind. Lgth.	$\frac{1\frac{15}{32}}$	$\frac{1\frac{15}{32}}$				
Wire Size	#25	#16	(use large lugs on panels)			
T.P.L.	70-13	25-4				
Kind Term.	#14 Rubber	Covered				
Term. Lgth.	12"	12"				
Layer Insul.	50#	007				
Test Volt.	1250	1250				
Wrapper	2L0056A	2L0056A				

TUBE	7L007	IMPREGNATION	VARNISH
CORE	$\frac{1}{16} \times \frac{1}{8}$	PRIMARY V.A.	
MOUNTING	C - shell punched for 2 small granules - no horiz. punch necessary leave bolts long.		



DESIGNED BY *gsw*

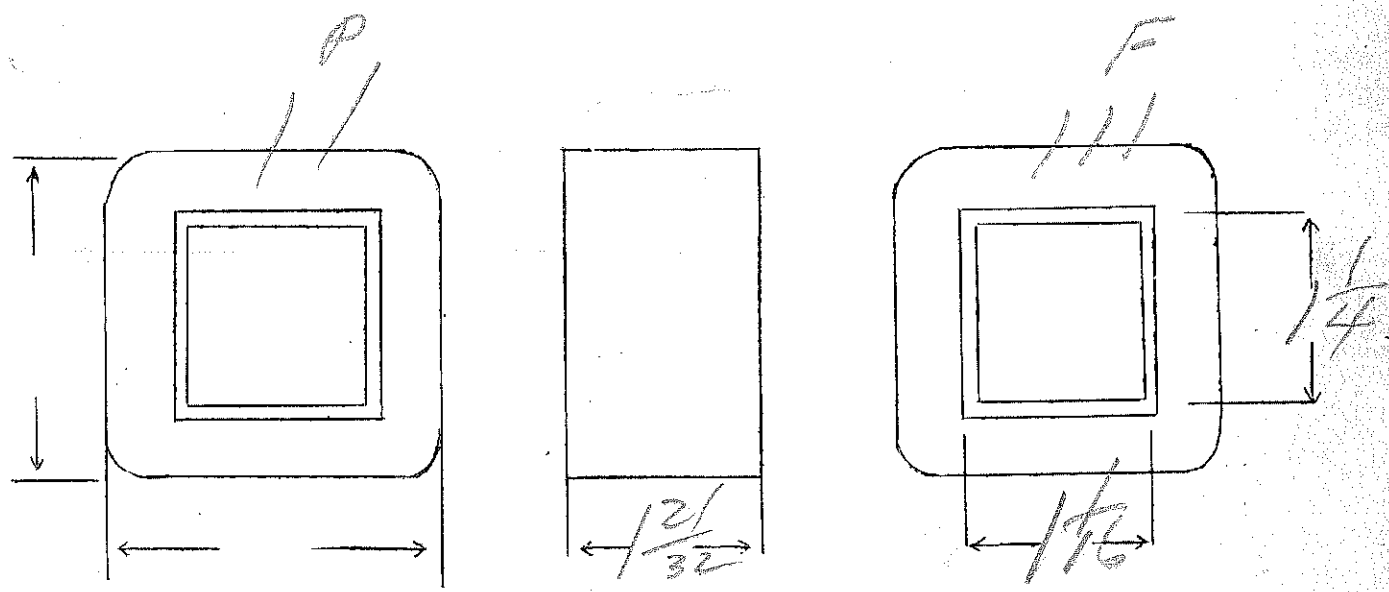
DATE 1/29/37

EP-118  
 ES-5.25V, 12amps CT

4.35

SPEC. NO. 2817

Winding	PRI	SEC				
Turns	515	25				
Taps	-	12				
Wind. Lgth.	1 <sup>15</sup> / <sub>32</sub>	-				
Wire Size	#24	#12				
T.P.L.	62					
Kind Term.	WIRE ONLY					
Term. Lgth.	3"	3"				
Layer Insul.	50#	-				
Test Volt.		1250				
Wrapper	210056A	210055A				
TUBE	71007		IMPREGNATION	VARNISH		
CORE	1 <sup>1</sup> / <sub>16</sub> x 1 <sup>1</sup> / <sub>4</sub>		PRIMARY V.A.			
MOUNTING	B					



DESIGNED BY *Gw*

DATE 2/2/37

ES - 1000V. Cl. - 125 114  
 Ep - 115 - 126 - 140 - 158 - 180 - 210 - 254 - 315 - 423

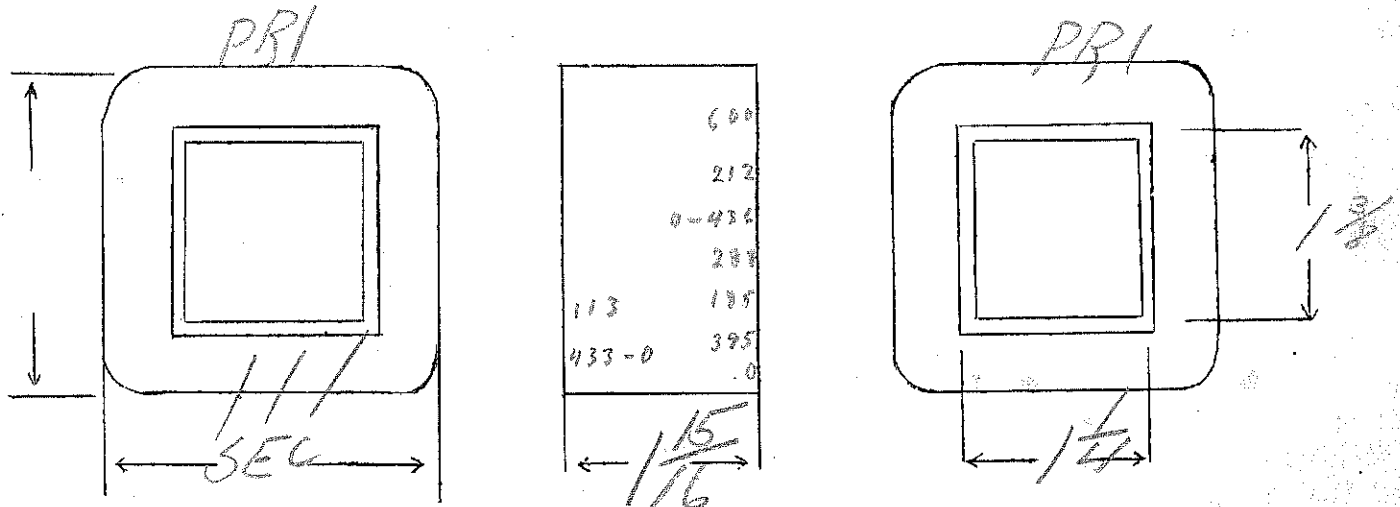
3144

SPEC. NO. 2818

Winding	SEC	SHIELD	PR1			
Turns	4350	184	433		436	600
Taps	2175	—	395		288 185-113	212
Wind. Lgth.	1.75	1.75	1.75			
Wire Size	32	32	#24		#26	#28
T.P.L.	184-24	184	75		94	118
Kind Term.	Sil Br.		wire only			
Term. Lgth.	3" ✓	✓	✓		✓	✓
Layer Insul.	double 16#		40#		✓	✓
Test Volt.						
Wrapper	2L007MC	1L005VC				2L0076A

TUBE	7L007	IMPREGNATION	VARNISH
CORE	1 1/4 x 1 3/8	PRIMARY V.A.	
MOUNTING	BB		

careful of spirals



DESIGNED BY

*gww*

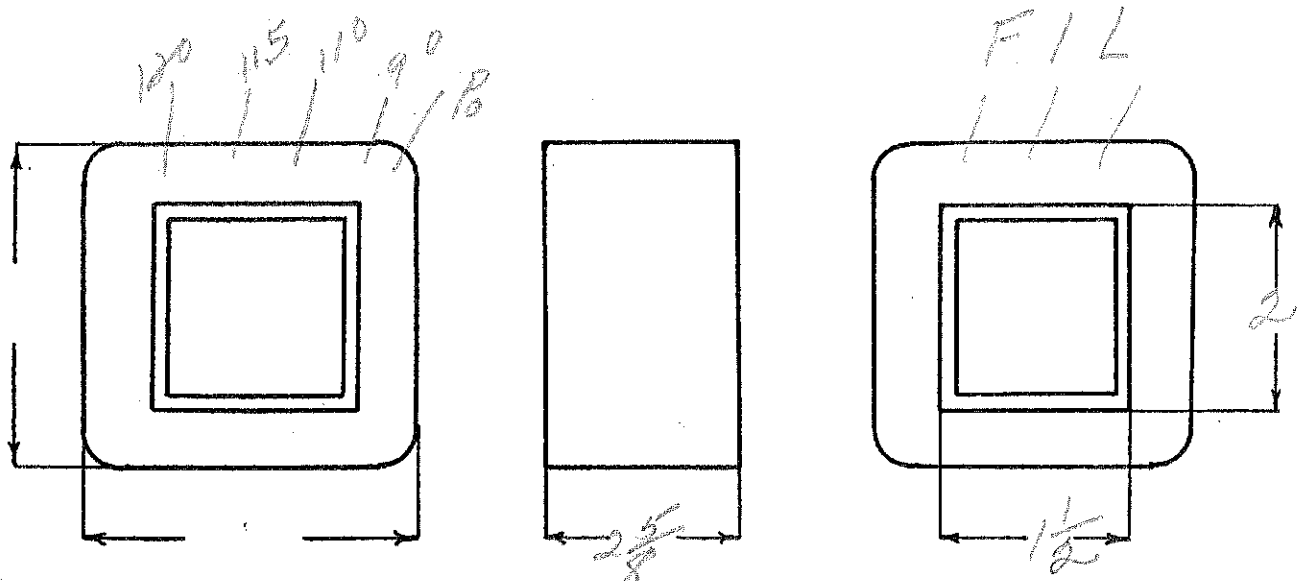
DATE

2/4/37

control transformer for #2821  
 E<sub>p</sub>-120, 115-110-90  
 E<sub>s</sub>-10.5 V. - 10.5 Amps

SPEC. NO. 2820



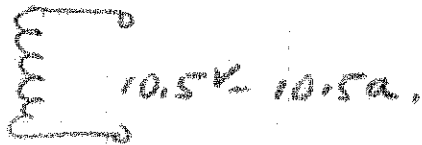

Winding	Continuous					
	PRI			FIL		
Turns	190	63		24		
Taps	-	42-52		12		
Wind. Lgth.	2-5/8	-		-		
Wire Size	#15	#11		#12		
T. P. L.	5 1/2	2 1/2		1 1/2		
Finish						
Type Lead	WIRE	ONLY				
Lead Lgth.	3"	3"		3"		
Layer Insul.	.007 Kraft					
Test Volt.						
Wrapper		3L.005GA		5L.005GA		
TUBE	7L.007		IMPREGNATION			
CORE	1 1/2 x 2	GA.	GRADE	STACK		
MOUNTING	uncased			B & C - wrap Panel in		



DESIGNED BY GWeaver

DATE 2/15/37

\$3.20



$P_1 A = 7.777$   
 $P_2 A = 6.4$   
 $P_3 A = 6.05$   
 $P_4 A = 5.8$

$E_p = 120$  volts

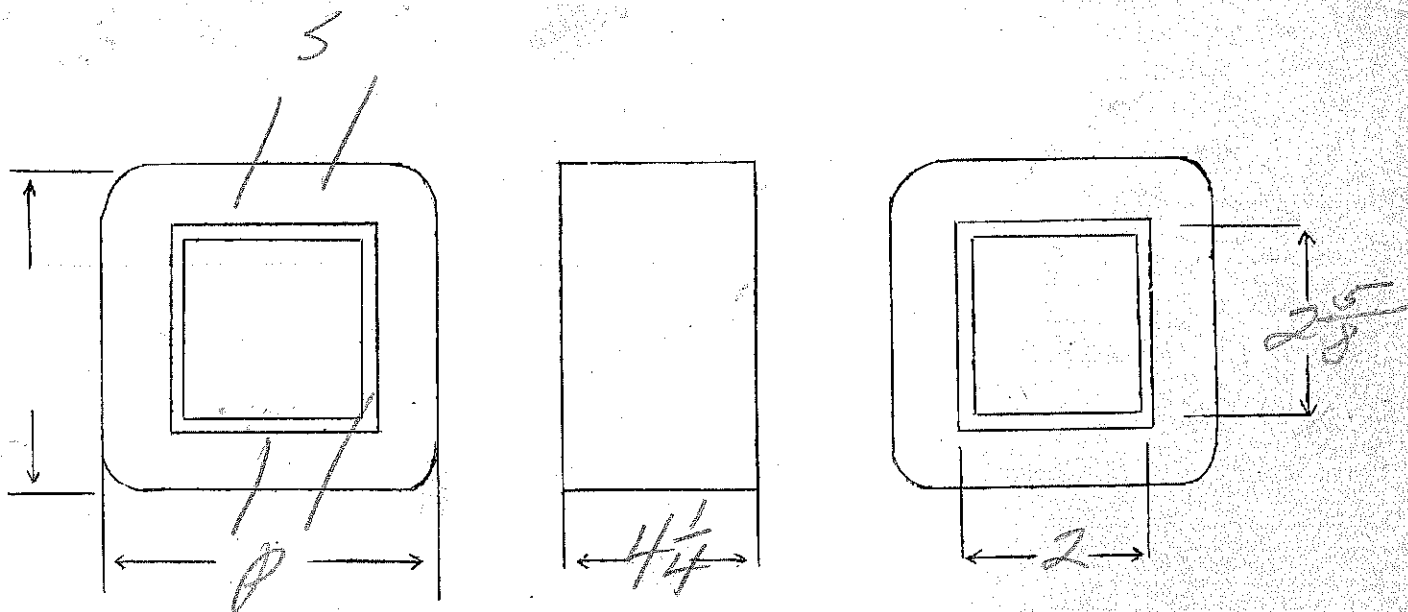
$E_s = 2500V - 350Ma$

115

SPEC. NO.

2821

Winding	SEC	PR1				
Turns	3060	138				
Taps						
Wind. Lgth.	$3\frac{5}{8}$	$3\frac{5}{8}$				
Wire Size	#24	#10				
T.P.L.	155-20	5L				
Kind Term.	#20 Dulac	WIRE ONLY				
Term. Lgth.	6"	3"			Start lead-in coil	
Layer Insul.	double 40#				"Dulac"	
Test Volt.	7500					
Wrapper	2L0056A 2L007VC 2L0058A	3L0058A				
TUBE	10L007F / 1L007VC	IMPREGNATION	VARNISH			
CORE	2 x 2 $\frac{5}{8}$	PRIMARY V.A.				
MOUNTING	unencased - see to bakelite strip, print legs					



DESIGNED BY

gwr

DATE

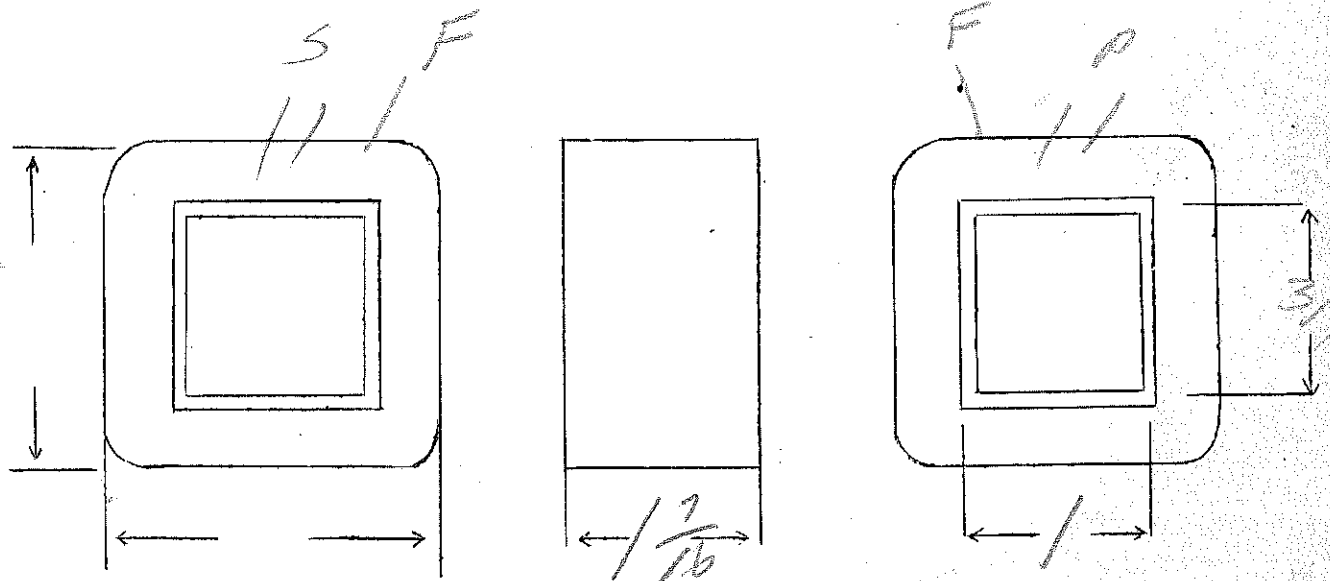
2/11/37



Ep - 120  
 Es - 280V - 22 me  
 Ef - 5V - 1/4 amp

SPEC. NO. 2872

Winding	550	PRI	FIL				
Turns	2480	930	43				
Taps	—	—	—				
Wind. Lgth.	1.25	—	—				
Wire Size	#37	#31	#26				
T.P.L.	220-12	117-8	1L				
Kind Term.	#50 Par. Braid						
Term. Lgth.	9"	9"	9"				
Layer Insul.	30#	40#					
Test Volt.	1250	1250	1250				
Wrapper	1L007VC	2L0056A	2L0058A				
TUBE	7L007		IMPREGNATION	Varnish			
CORE	1x 3/4 2x2 24 Ga			PRIMARY V.A.			
MOUNTING	C - Cadmium			W-W			



DESIGNED BY

*Law*

DATE

2/15/37

Refrigerator Step-Down Transformer  
200V/100V- 50 Cycles - 3.5 Amp

2.3

SPEC. NO. 2823

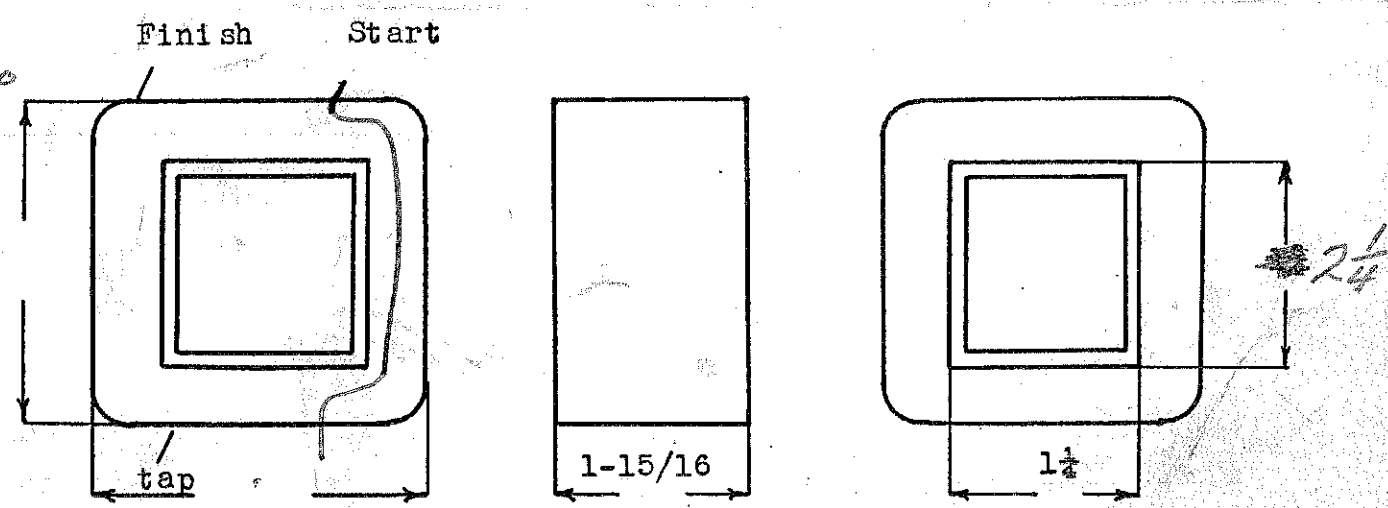
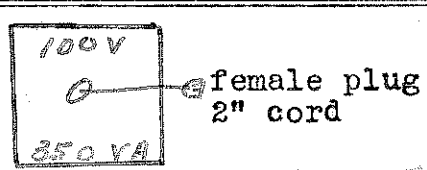
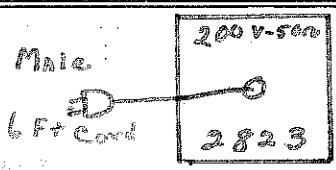
Winding	PRI					
Turns	460					
Taps	240					
Wind. Lgth.	1 $\frac{3}{4}$					
Wire Size	#19					
T. P. L.	12 L					
Finish						
Type Lead	W. O.					
Lead Lgth.	4"					
Layer Insul.	.007 K					
Test Volt.	1250					
Wrapper	2L.007GA					

TUBE	7L.007GK	IMPREGNATION	Double Varnish
------	----------	--------------	----------------

CORE 1 $\frac{1}{4}$ x 2 $\frac{1}{4}$	GA. 24	GRADE D	STACK 2 x 2
--	--------	---------	-------------

MOUNTING T	350 VA
------------	--------

200  
100  
of copper



DESIGNED BY JCG

DATE 4-20-59

125 V. - 50 Cycles to 100 V - 50 Cycle - 3.5 Amps

Special Refrigerator Step-Down Transformer

3.1

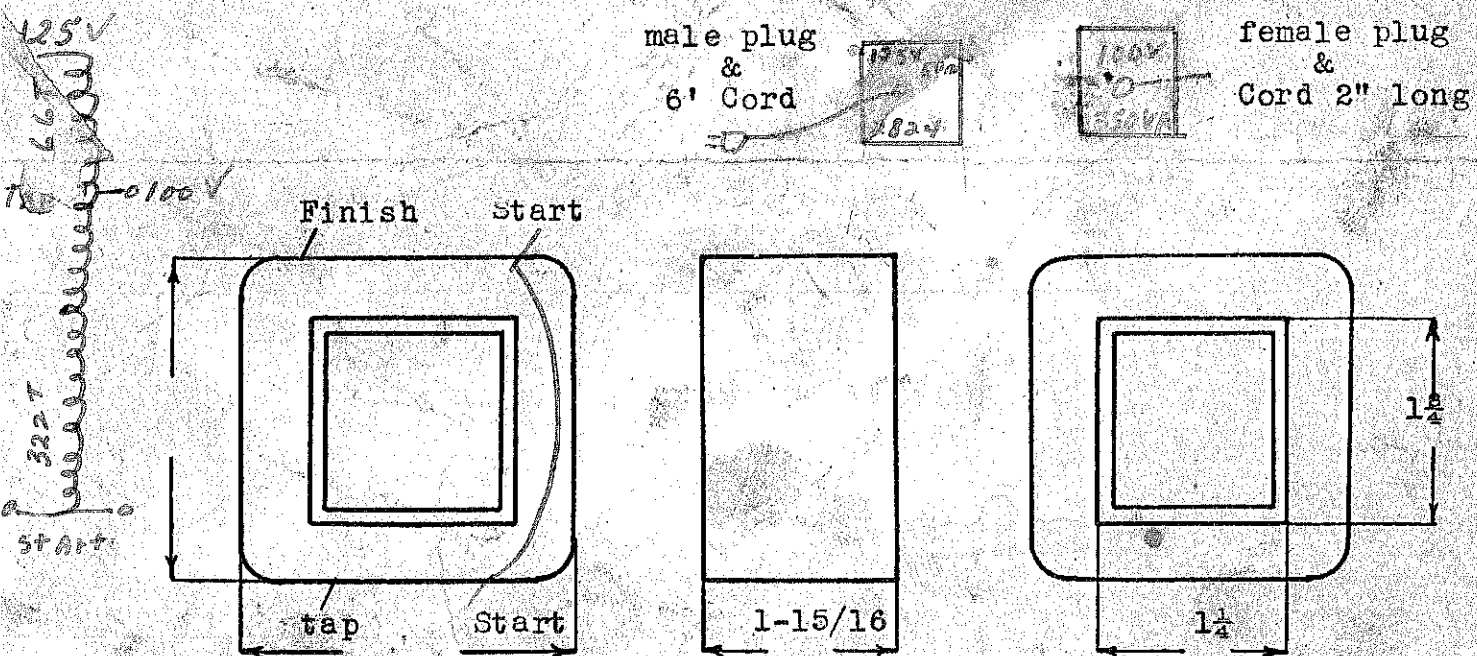
SPEC. NO. 2824

Winding	Continuous					
Turns	322	66				
Taps						
Wind. Lgth.	1.75	1.75				
Wire Size	#18	#16				
T. P. L.	9 L	3 L				
Finish						
Type Lead	WIRE	ONLY				
Lead Lgth.	4"	4"				
Layer Insul.	Kraft	.007				
Test Volt.		1250				
Wrapper		2L.007GA				

TUBE	7L.007	IMPREGNATION	DOUBLE VARNISH
------	--------	--------------	----------------

CORE	$1\frac{1}{4} \times 1\frac{3}{4}$ GA.	GRADE	STACK
------	--	-------	-------

MOUNTING T



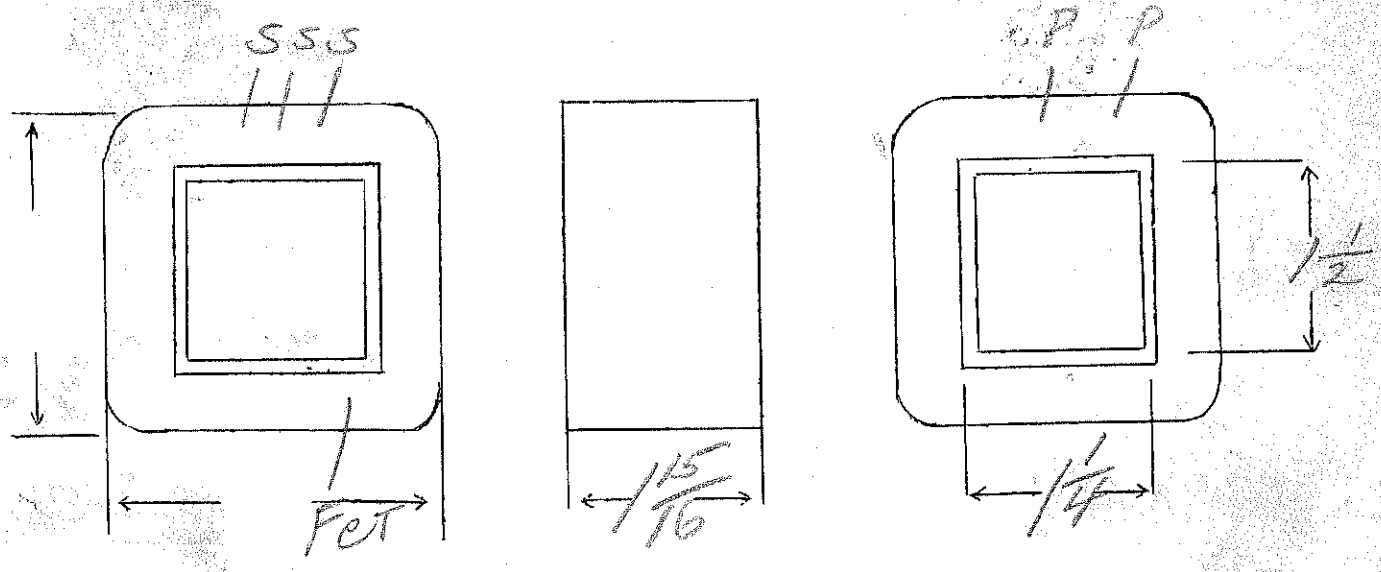
Put in Panel at single winder

DESIGNED BY GW

DATE 2/16/37

Ep-120 EF<sub>2</sub> - 2.5VCT 4amps  
 Es - 750VCT - 125MA  
 EF<sub>3</sub> - 6.3V - 21amps  
 EF<sub>1</sub> - 5V, 3amps  
 (FOR MODEL #150) 33  
 SPEC. NO. 2825

Winding	SEC	SHIELD	PRI	F <sub>1</sub>	F <sub>2</sub>	F <sub>3</sub>
Turns	2700	180	388	18	9	23
Taps	1350	—	—	—	5	11.5
Wind. Lgth.	1.75	1.75	1.75	—	—	—
Wire Size	#32	#32	#21	#18	#16	#18
T.P.L.	180-16		52-8			
Kind Term.	#20 per	sil B <sub>2</sub>	#20 0.13	WIRE ONLY		
Term. Lgth.	9"	3"	9	9	9	9
Layer Insul.	double 16#	—	50#	—	—	—
Test Volt.						
Wrapper	1007VC 2L	1007VC	10076A	2L0076A		2L0076A
TUBE	7L097			IMPREGNATION		Varnish
CORE	1 7/8 x 1 1/2			PRIMARY V.A.		
MOUNTING	A					



DESIGNED BY *gwo* DATE 2/12/37

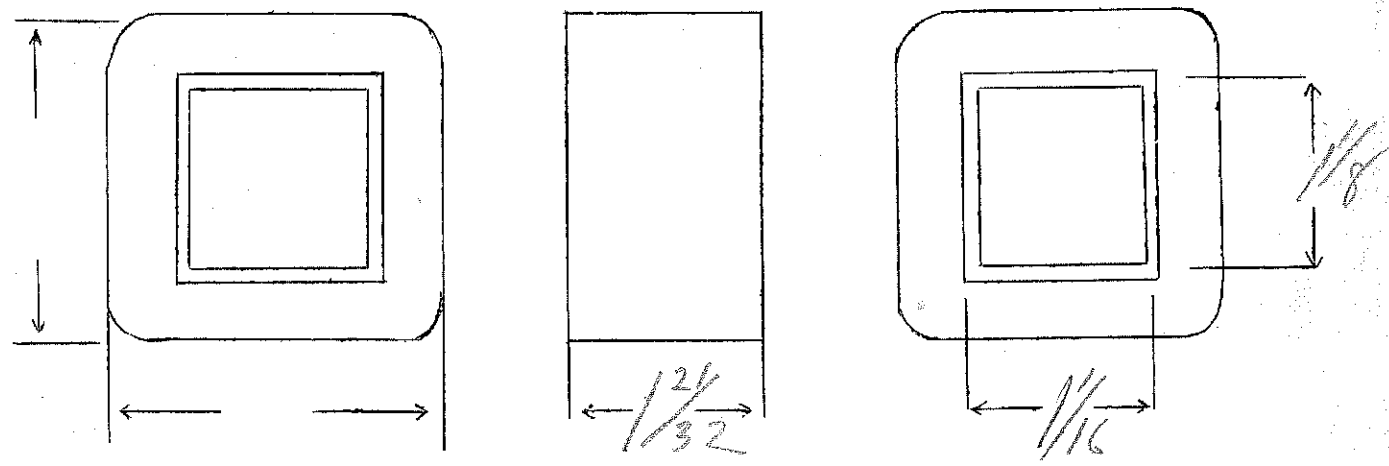
*E<sub>p</sub> - 115V*  
*E<sub>s</sub> - 850V - 50Ma.*  
*E<sub>f</sub> - 7.5V - 1.25Amp*

4.75

SPEC. NO. 2826

Winding	Sec	Shield	Pri	White			
Turns	4550	1	545	40			
Taps	—						
Wind. Lgth.	17/16"	—	—	Center	winding		
Wire Size	#34	SHIM	#24	#21			
T.P.L.	190-24	—	61-9	18			
Kind Term.	PnBn	dlBn	PnBn	W.O.			
Term. Lgth.	9"	3"	9"	9"			
Layer Insul.	Double 16#	—	50#	—			
Test Volt.	3500		1250	3500			
Wrapper	2L005VC	1L005VC	2L005GA	2L005GA			

TUBE | 7L007GK+1L005VC | IMPREGNATION | Varnish  
 CORE | 1/16 X | PRIMARY V.A. |  
 MOUNTING | A |



DESIGNED BY 9CJ

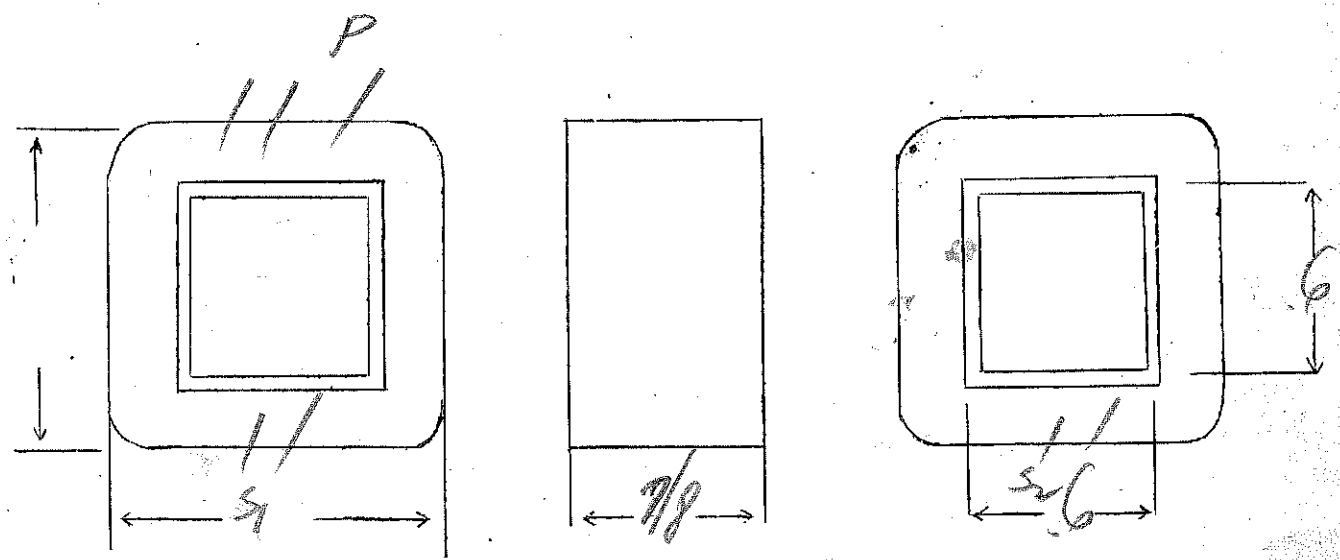
DATE 7-5-39

P-19 tube  
 S-4500-30 mo  
 S 4 Ω V.C.

SPEC. NO. 2827

FOR MODEL #20

Winding	S	φ	S				
Turns	1940	1200	38				
Taps	970	—	—				
Wind. Lgth.	3/4	—	#25				
Wire Size	#36	#36	#25				
T.P.L.	123-16	123-10	35				
Kind Term.	sil Brand						
Term. Lgth.	3"	3"	3"				
Layer Insul.	20#	20#	20#				
Test Volt.							
Wrapper	11005VC	11005VC	21005GA				
TUBE	4L007			IMPREGNATION	✓		
CORE	29-B-003" gap			PRIMARY V.A.			
MOUNTING	D						



DESIGNED BY

DATE

Ep - 110-115-120-123  
 Es - 1560V - tap 1425V  
 Ef - 22V.C.T. - 4amp

E. O. ROSE

1.63

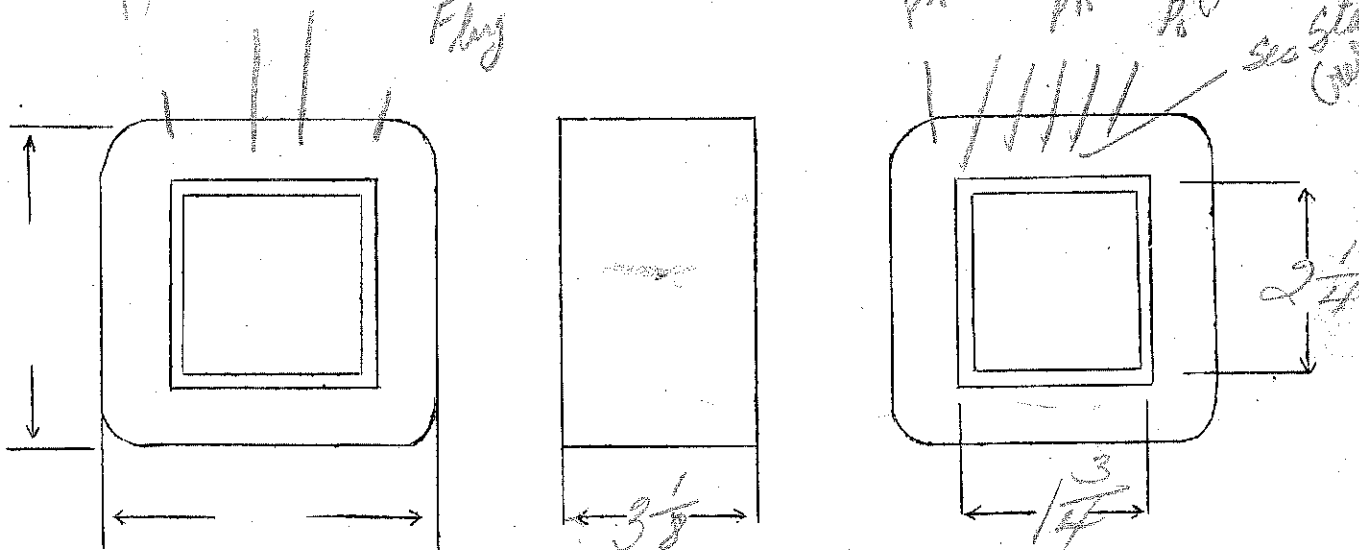
SPEC. NO. 2828

Winding	SEC	PR1	FIL			
Turns	2550	204	36			
Taps	2400	196	18			
Wind. Lgth.	2 9/16	180				
Wire Size	#27	#13	#16			
T.P.L.	151-17	7L				
Kind Term.	#20 P/brid	#20 P/br	WIPE ONLY			
Term. Lgth.	9"	9"	3"			
Layer Insul.	double 40th	007Kc				
Test Volt.	5000V					
Wrapper	2L007K 2L005GA	2L005GA	2L005SA			
TUBE	10L007-			IMPREGNATION	VARNISH	
CORE	1 3/4 x 2 1/4				PRIMARY V.A.	
MOUNTING	C - open or closed					

any Cambridge?

Flay sec top (blue)  
 sec framed (red)  
 Flay

FIL (blue)  
 PR1 LEADS  
 P1 (blue)  
 Sec Start (red)



DESIGNED BY *SW*

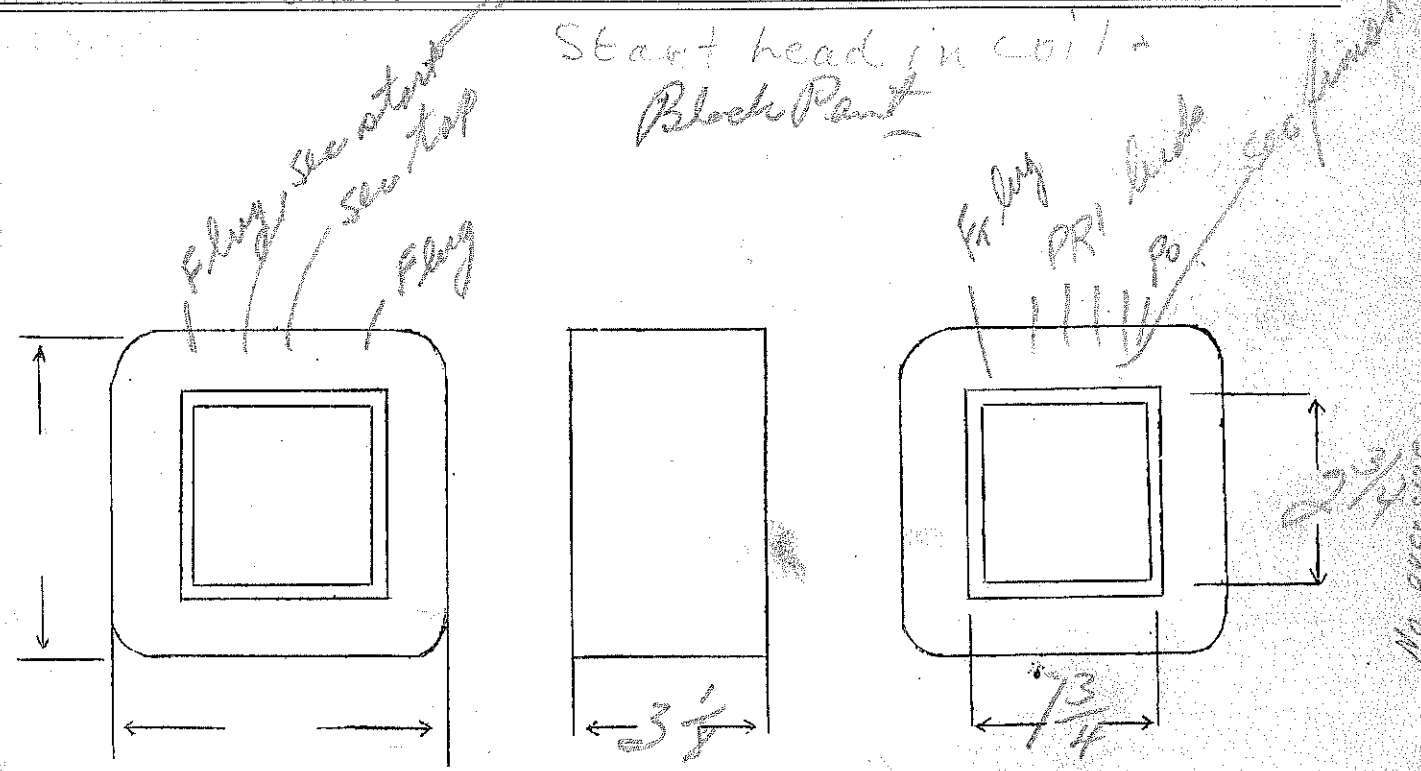
DATE 2/8/37

Ep - 229 - 230 - 240 - 250  
 Black yellow Brown Green 1 start white  
 EG - 1560 - 1570 - 1580 - 1590  
 red White 300 ma Blue  
 EF - 20V CT - 4 amp

SPEC. NO. 2829-230V

Winding	SEC	PR1		FIL			
Turns	2100	336 324		30			
Taps	1960	310	298	15			
Wind. Lgth.	2 5/8	2 5/8					
Wire Size	#26	#15		#16			
T.P.L.	140-15						
Kind Term.	#20 Dulac	#16 Dulac		WIRE ONLY			
Term. Lgth.	9"	9"		3"			
Layer Insul.	double 40#	.007 Kraft					
Test Volt.	5000V						
Wrapper	20056A	3L056A		20056A 1L010RR			

TUBE 91007-F/1007V C IMPREGNATION VARNISH  
 CORE 1 3/4 x 2 3/4 PRIMARY V.A.  
 MOUNTING C - class type - vented shell



SIGNED BY *Gur*

DATE 7/12/37



Ep - 110-115 - 1.20 - 1.25  
 yellow black green red

Es - 1560 - 300MA  
 Blue Blue

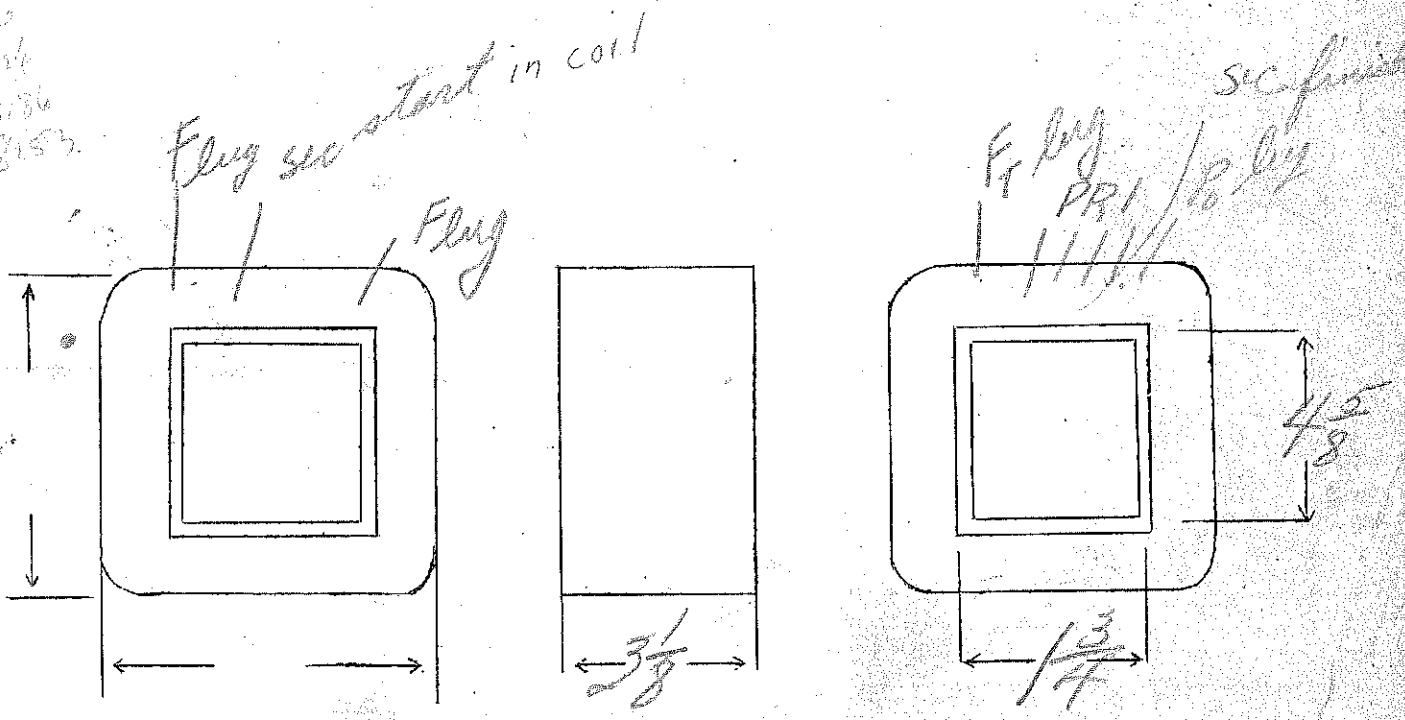
Ef<sub>1</sub> - 20VCT - 4amps 1.35

SPEC. NO. 2829-251

Winding	SEC		PRI		FL	
Turns	2100		168		30	
Taps			162		15	
Wind. Lgth.	25 1/2		155-149			
Wire Size	#26		#12		#16	
T.P.L.	140-15		6L			
Kind Term.	#30 P Board		#16 P Board			
Term. Lgth.	9"		9"			
Layer Insul.	double 40#		007Wsp			
Test Volt.	5000					
Wrapper	2000 TWR 300050A		300050A		200050A 160100R	

TUBE 9L007F 16007R IMPREGNATION VARNISH  
 CORE 1/3/4 x 4 5/8 PRIMARY V.A.  
 MOUNTING C - open or closed - #1 175-2

26  
 2 1/2  
 8 1/8  
 8 1/2



DESIGNED BY *Sw*

DATE 3/12/37

EP-110-115-120-125  
 yellow Black Green red

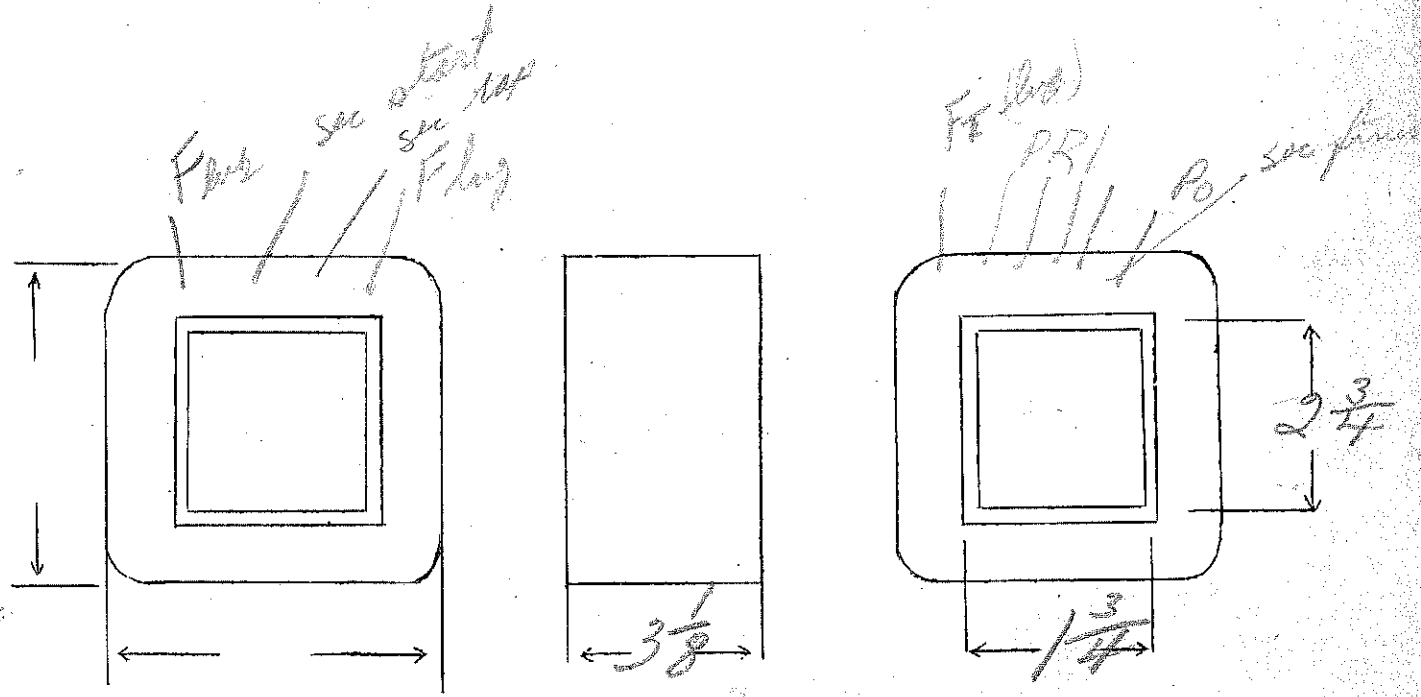
E. J. ROSE

E3 - 1560 - 1460 300 ma  
 red blue

EF - 20V CT - 4amps 1.35 SPEC. NO. 2829

Winding	SEC		PRI		FIL		
Turns	2100		168 167		30		
Taps	1960		155-149		15		
Wind. Lgth.	2 5/8		✓		✓		
Wire Size	#26		#12		#16		
T.P.L.	140.15		6L				
Kind Term.	#20 varib		#16 Pleat		W.O.		
Term. Lgth.	9"		9"		3"		
Layer Insul.	double 40#		007 Kraft				
Test Volt.	5000						
Wrapper	2L007V 1L005GA		3L005GA		2L005GA 1L005RR		

TUBE 9L007+1L007VC IMPREGNATION VARNISH  
 CORE 1 3/4 x 2 3/4 PRIMARY V.A.  
 MOUNTING C - open or closed - vent - shell



DESIGNED BY *SW*

DATE 2/8/27

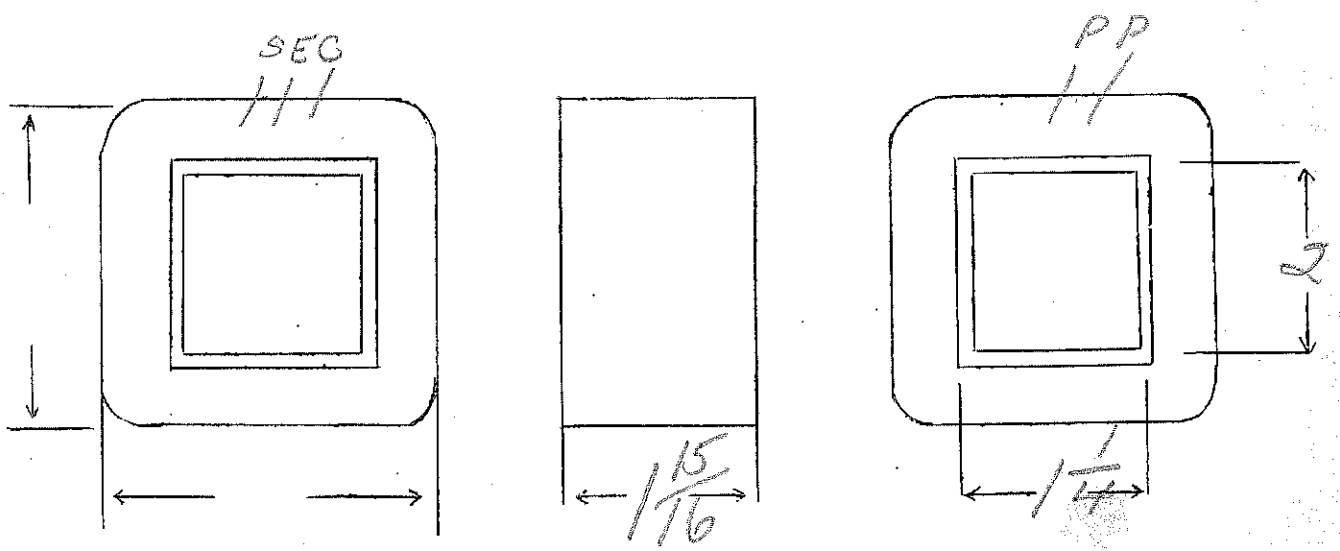
Ep-115  
 Es-800VCT-200 ma  
 Ef1-5V, 3amp

Ef2-6.3VCT-2amp  
 Ef3-6.3VCT-5amp

Ef4-25Vct-7amp

SPEC. NO. 2830

Winding	SEC	SHIELD	PRI	Green F1	White F2	Blue F3	Black F4
Turns	1940	125	260	12	15	15	6
Taps	970				7	7	3
Wind. Lgth.	1.75	1.75	1.75				
Wire Size	#29	#29	#20	#18	#20	double #19	double #17
T.P.L.	125-16		45-6				
Kind Term.	#20 P/B	Six Br.	#20 P/B	WIPE ONLY			
Term. Lgth.	9"	3"	9"	9"	9"	9"	9"
Layer Insul.	30#		50#	(F1-F4 on 1st layer F2-F3 on 2nd layer)			
Test Volt.	2500						
Wrapper	1L007VC 3L	1L007VC	2L0070A	2L0070A	2L0070A	2L0070A	
TUBE	7L007H/1L007VC			IMPREGNATION		VARNISH	
CORE	1 1/4 x 2			PRIMARY V.A.			
MOUNTING	A						



DESIGNED BY *gwr*

DATE 2/15/37

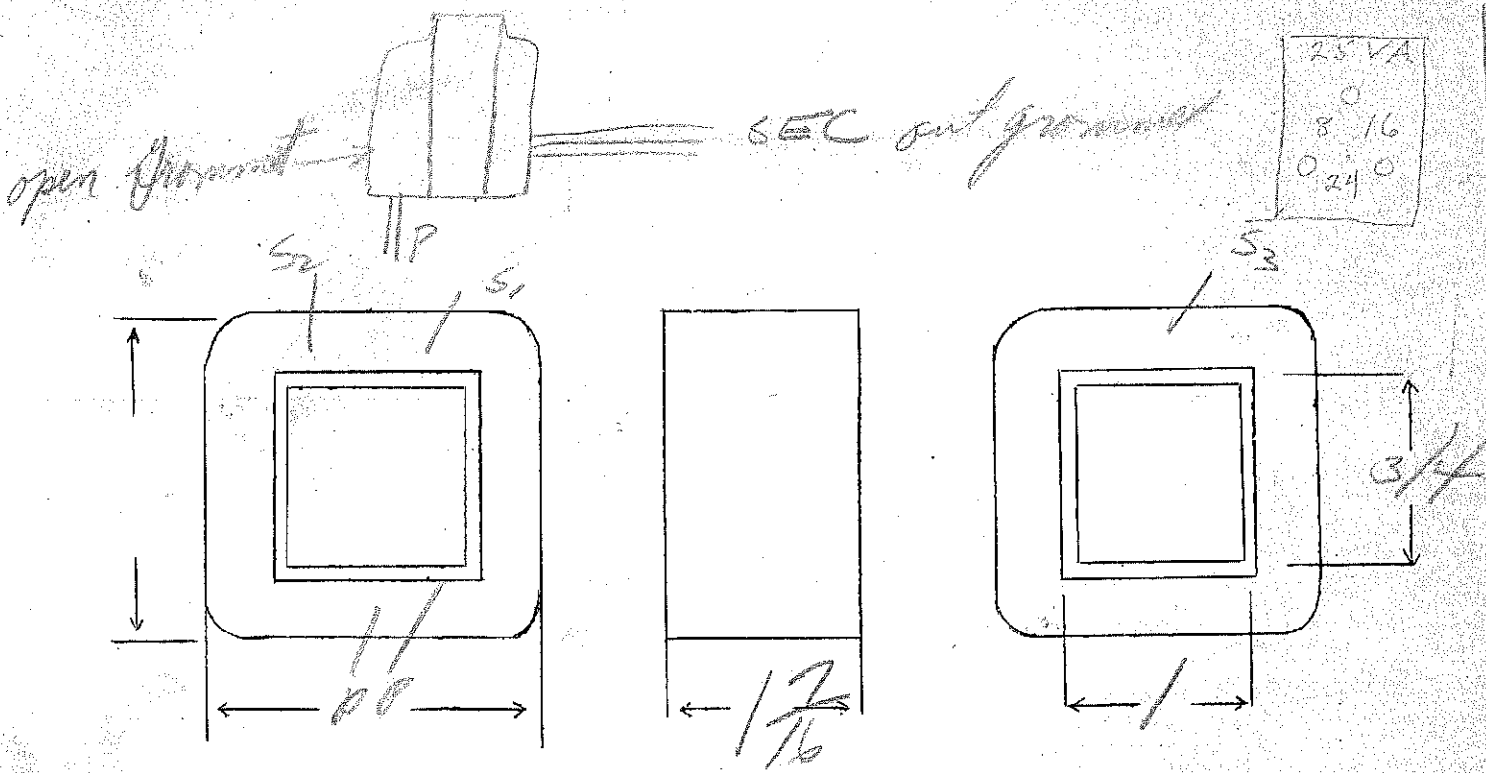
Pr 115-V

25 watt - 24-16 volt chime transformer

SPEC. NO. 2832

Winding	$\emptyset$	5"				
Turns	850	197				
Taps	—	65				
Wind. Lgth.	1.25	1.25				
Wire Size	#28	#23				
T.P.L.	73-12	50-4				
Kind Term.	WIRE ONLY					
Term. Lgth.	3"	3"				
Layer Insul.	30#	50#				
Test Volt.	—	—				
Wrapper	4007VC	20050A				

TUBE	74007	IMPREGNATION	VARNISH
CORE	1x3/4 NW	PRIMARY V.A.	
MOUNTING	Suds 12" #18 motor cable wrapped panel		



DESIGNED BY *SW*

DATE 2/11/37

Ep - 115-125-137-155-168-192 V - 25 W

Es - 2700VCT. 350 ma

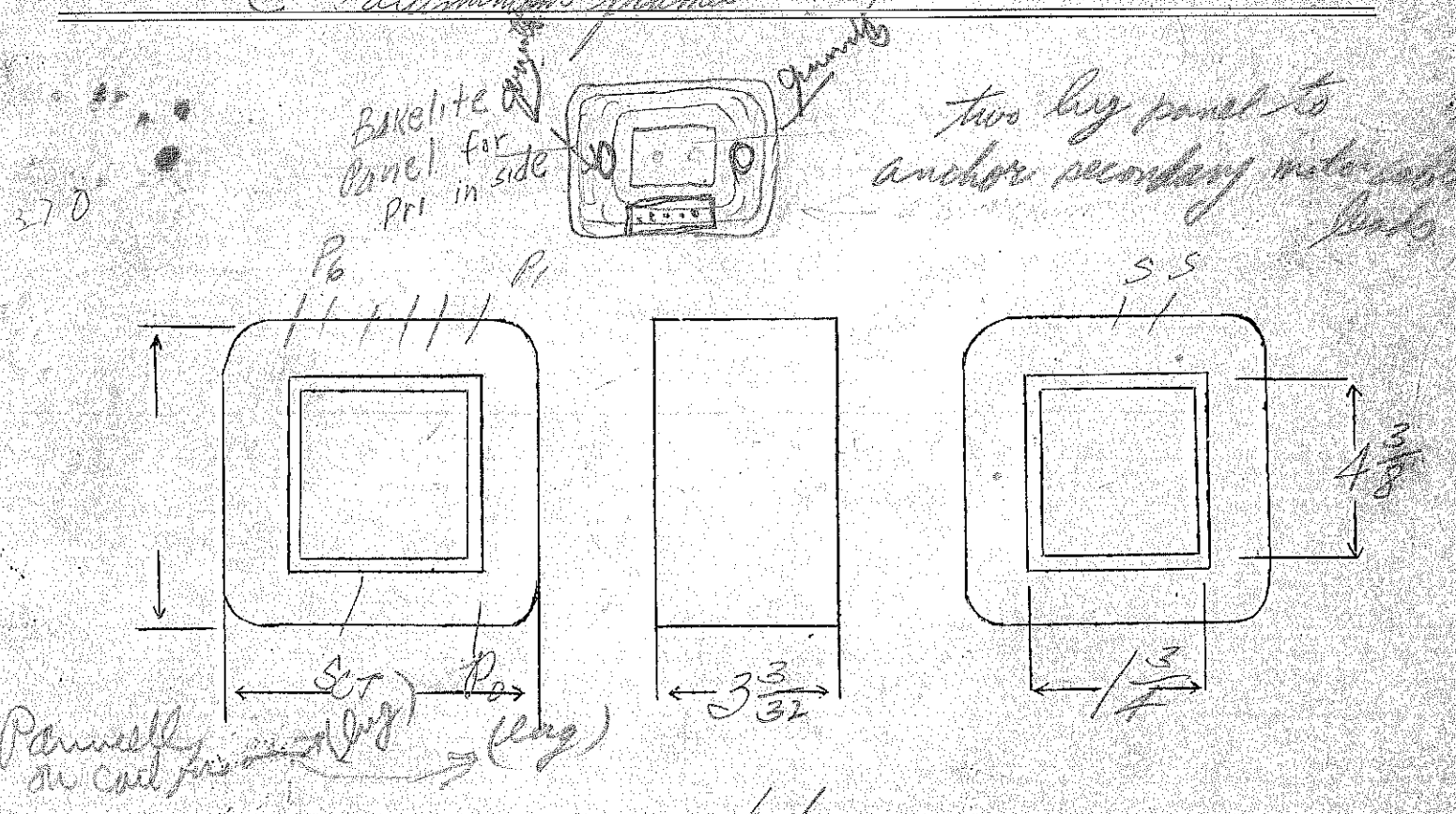
SPEC. NO. 2831-25W

Winding	SEC	PRI				
Turns	4000	162	51	57		
Taps	2000		30-14	24		
Wind. Lgth.	29/16	✓	✓	✓		
Wire Size	#27	#14	#17	#19		
T.P.L.	154					
Kind Term.	WIPE ONLY					
Term. Lgth.	4"	4"	4"			
Layer Insul.	double 40#	.007 Kraft				
Test Volt.	7500					
Wrapper	20056A			20056A 16010R6		

TUBE 9L007 4000 TVC IMPREGNATION VARNISH

CORE 1/34 x 4 3/8 PRIMARY V.A.

MOUNTING C - aluminum frames



Ep-115-125-137-55-168-174

E. J. ROSE ?

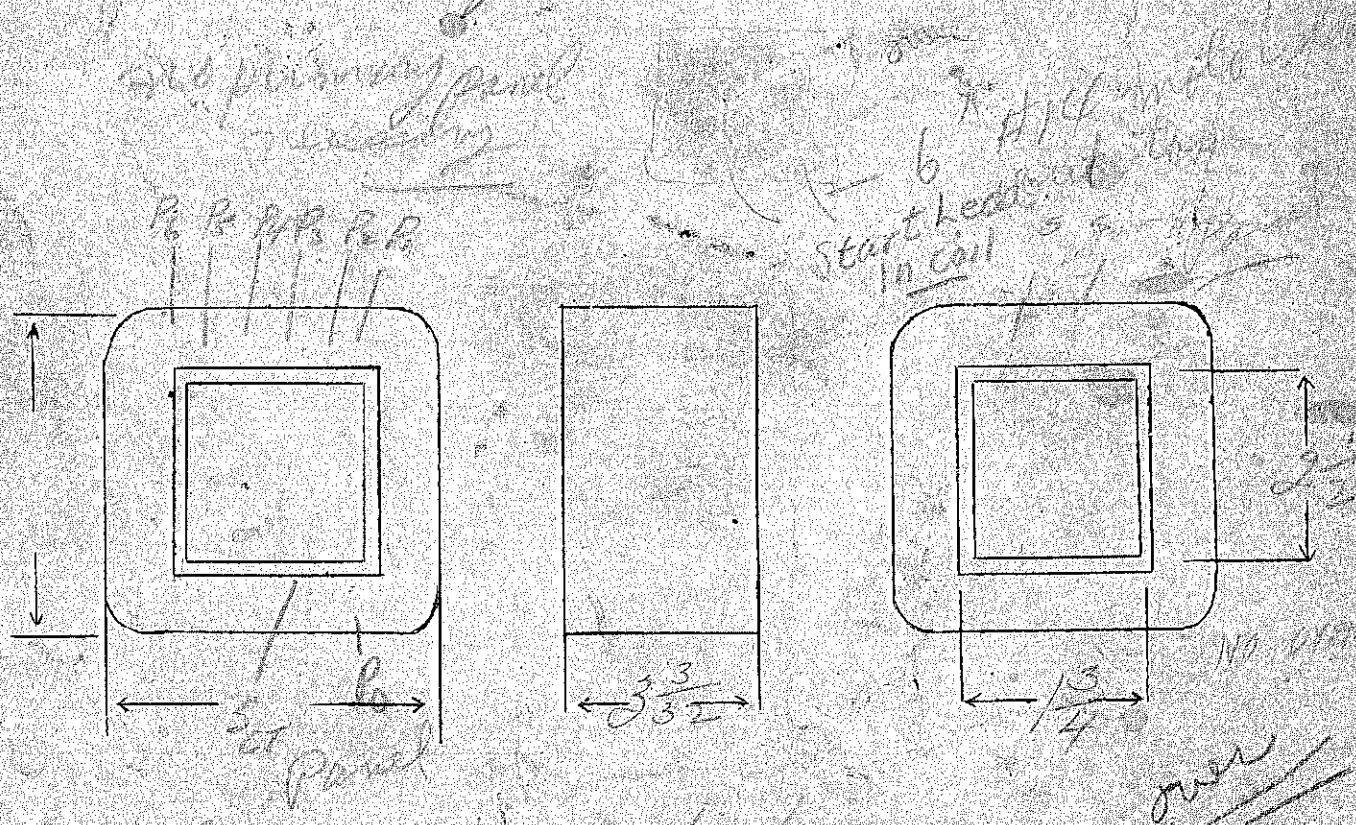
Es-2700V.C.T. - 350MA

140

SPEC. NO. 2831

Winding	SEC	PR1				
Turns	4000	162	51		57	
Taps	2000		30-14		24	
Wind. Lgth.	2 3/4	✓	✓		✓	
Wire Size	#27	#14	#17		#19	
T.P.L.	154-26					
Kind Term.	WIRE	ONLY			✓	
Term. Lgth.	3"	3"				
Layer Insul.	double 40#	100# kraft		✓	✓	
Test Volt.	5000V	1250				
Wrapper	20007K 20055A			2005GA 12010RP		

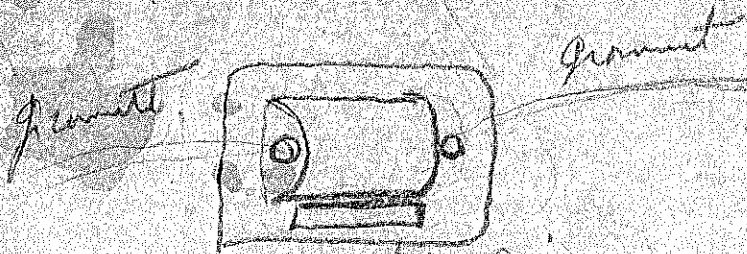
TUBE	91007+12077K	IMPREGNATION	Varnish
CORE	1 3/4" x 2 1/2"	PRIMARY V.A.	
MOUNTING	C. aluminum frame		




SIGNED BY

DATE

2/14/37



cut out for pne  
long side of shell

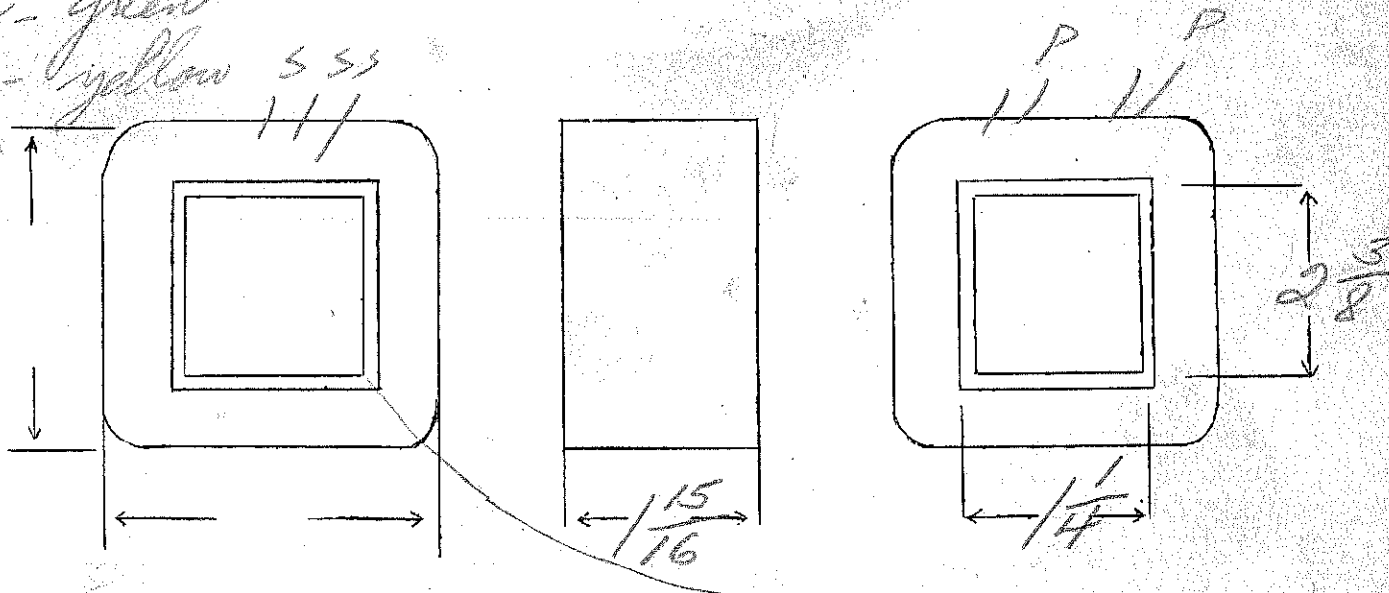


- S<sub>1</sub> = 27.7
- S<sub>2</sub> = 11.2
- S<sub>3</sub> = 34.0
- S<sub>4</sub> = 31.5
- S<sub>5</sub> = 29.0
- S<sub>6</sub> = 26.0
- S<sub>7</sub> = 23.4
- S<sub>8</sub> = 20.4

E<sub>p</sub> - two 120 volt winding for series or parallel  
 E<sub>s</sub> - 720VCT (rent) - 85 ma  
 E<sub>F1</sub> - 5V, 3amp, E<sub>F2</sub> - 6.3V - 4amp  
 SPEC. NO. 2833-25N

Winding	SEC	SHIELD	P <sub>1</sub>	P <sub>2</sub>	F <sub>1</sub>	F <sub>2</sub>
Turns	2550	1	420	420	20	24
Taps	1275					
Wind. Lgth.	1.75	1.75	1.75	1.75		
Wire Size	#32	Shim stock	#24	#24	#19	#16
T.P.L.	183-14		70-6	70-6		
Kind Term.	#20 P.C.V.	oil bo	#20 P.C.V.	#20 P.C.V.	WIRES ONLY	
Term. Lgth.	9"	3"	9"	9"	9"	9"
Layer Insul.	double 20#		50#	50#		
Test Volt.						
Wrapper	100TVC	100TVC	100TVC	2L0056A	2L0056A	2L0056A double 1
TUBE	7007				IMPREGNATION	Varnish
CORE	1/4 x 2 3/8				PRIMARY V.A.	
MOUNTING	SA - Cadmium shells - black connections					

Sec - Black - blue C.T.  
 Pri - starts brown, finish - green  
 6.3V - green  
 5.0 - yellow 555



DESIGNED BY *[Signature]*

DATE 5/7/37

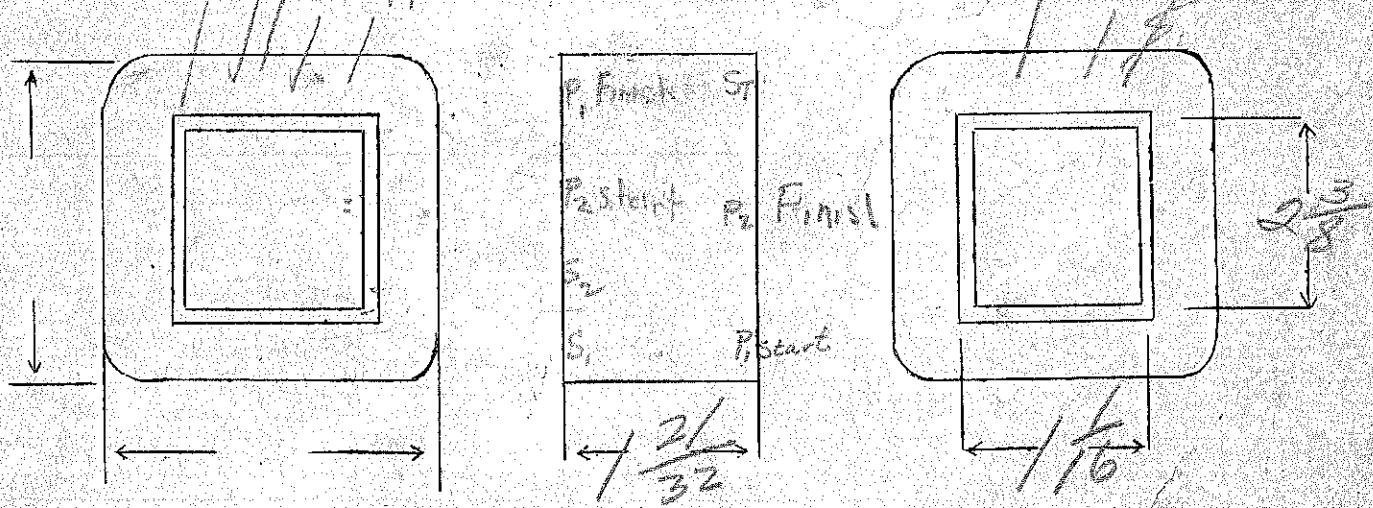


EP - two 120 volt windings for series or parallel  
 ES - 720 VOT (open) - 85 m  
 EF - 5V - 3amps  
 EF - 6.3V - 4amps  
 2.58 SPEC. NO. 2833  
 PIERSON - DELAWARE

Winding	SEC	SHIELD	PRI <sub>1</sub>	PRI <sub>2</sub>	white F <sub>1</sub>	green F <sub>2</sub>
Turns	1860	1	310	310	14	17
Taps	930					
Wind. Lgth.	1 <sup>15</sup> / <sub>32</sub>		1 <sup>15</sup> / <sub>32</sub>	✓	✓	✓
Wire Size	#32	skin stock	#24	#24	#19	#16
T.P.L.	145-14	8 1/2"	63-5	63-5	-	-
Kind Term.	#20 #12	silver	#20 #12	WIRE ONLY	ONLY	
Term. Lgth.	9"	3"	9"	9"	9"	9"
Layer Insul.	double 16#			double 20#		
Test Volt.	2500		1250	2500	1250	
Wrapper	1007VC	1007VC	1007VC	2005GA	2005GA	2005GA

TUBE 7L007 IMPREGNATION Double varnish  
 CORE 1/16 x 2 3/8 Dynamos Rod PRIMARY V.A.  
 MOUNTING SA - Calcium shellac - Black laminations

Sec. - Black, Blue C.T.  
 Pri starts brown, finishes green  
 6.3 - green  
 5.0 - yellow - 5.5 P<sub>1</sub>

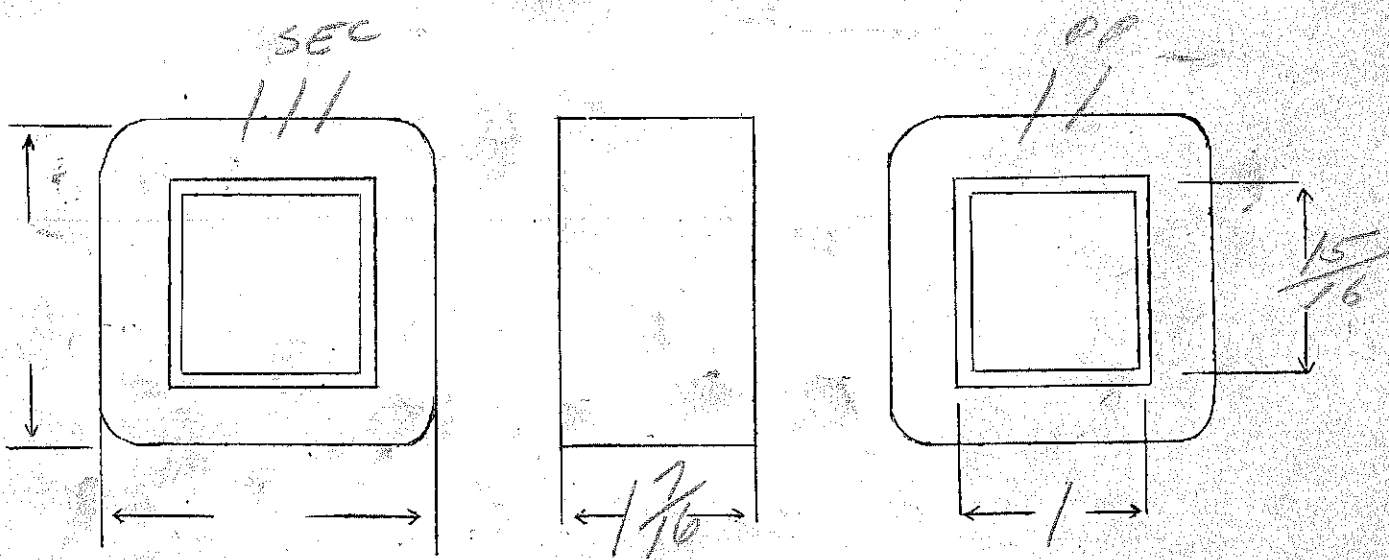


Ep-120  
 Es-550VCT-45ma  
 Ef1-5V-2amp Ef2-6.3V-2amps

SPEC. NO. 2834

Winding	SEC	SHIELD	PR1	F1	F2		
Turns	3320	74	660	31	39		
Taps	1660	-	-		20		
Wind. Lgth.	1.25	✓	✓	✓	✓		
Wire Size	#36		#27	#21	#21		
T.P.L.	209-16		74				
Kind Term.	#20 P Braids		#20 P Braids	wire	wire		
Term. Lgth.	9	3	9	9	9		
Layer-Insul.	double #16	-	#40	-			
Test Volt.							
Wrapper	1007K	1005VC	20050A	20050A	20050A		

TUBE	7607	IMPREGNATION	Varnish
CORE	1 x 15/16	PRIMARY V.A.	
MOUNTING	A		



DESIGNED BY JW DATE 2/10/37

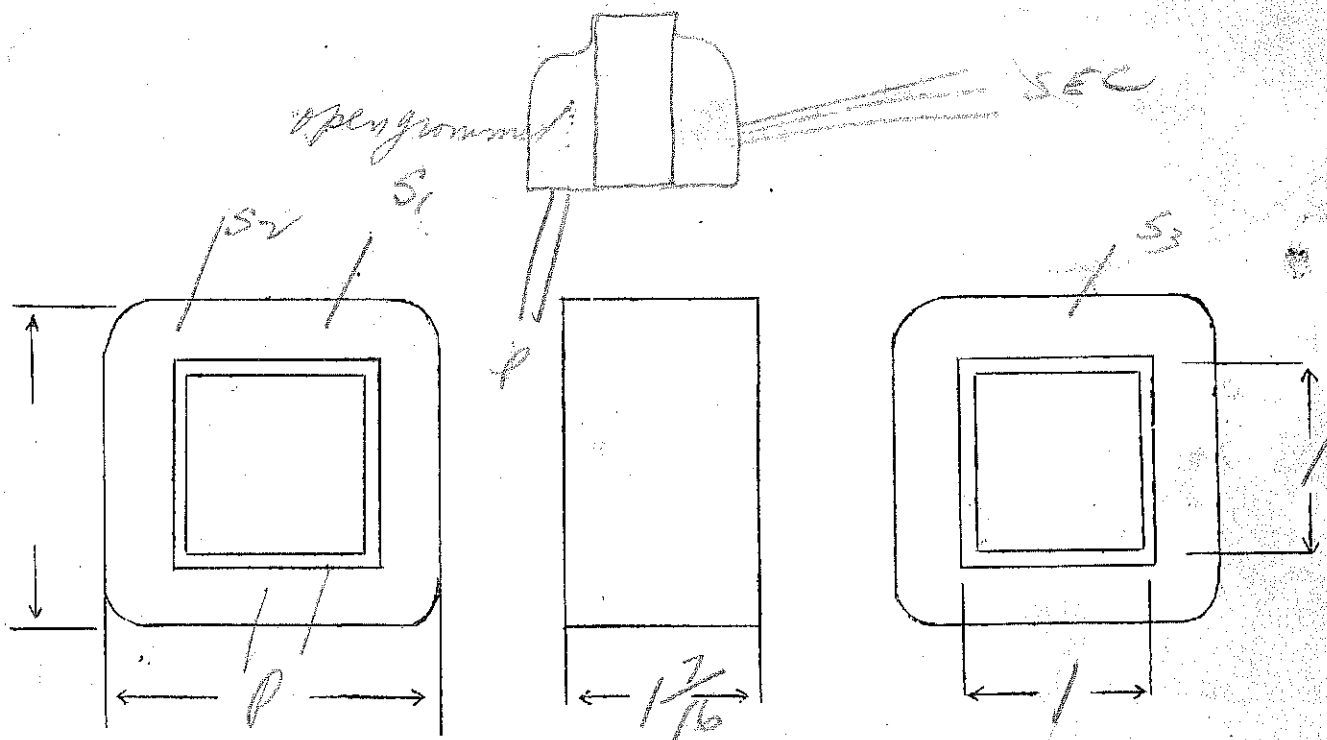
50 watt 24.8 volt chime transformer

Pm 115

SPEC. NO. 2835

Winding	P	S				
Turns	630	150				
Taps	—	50				
Wind. Lgth.	1.25	1.25				
Wire Size	#26	#21				
T.P.L.	63-10	32-5				
Kind Term.	WIRE ONLY					
Term. Lgth.	3"	3"				
Layer Insul.	30 #	50 #				
Test Volt.	—	—				
Wrapper	20056A	20056A				

TUBE	7L007	IMPREGNATION	Varnish
CORE	1X1NW	PRIMARY V.A.	
MOUNTING	leads 12" - #14 motor cable		



DESIGNED BY

*gwr*

DATE

2/11/67

Ep - 115 V  
 Es - 4000V.C.T. - 25 MA  
 EF1 - 2.5V - 3amp  
 EF2 - 2.5V - 3amp

285

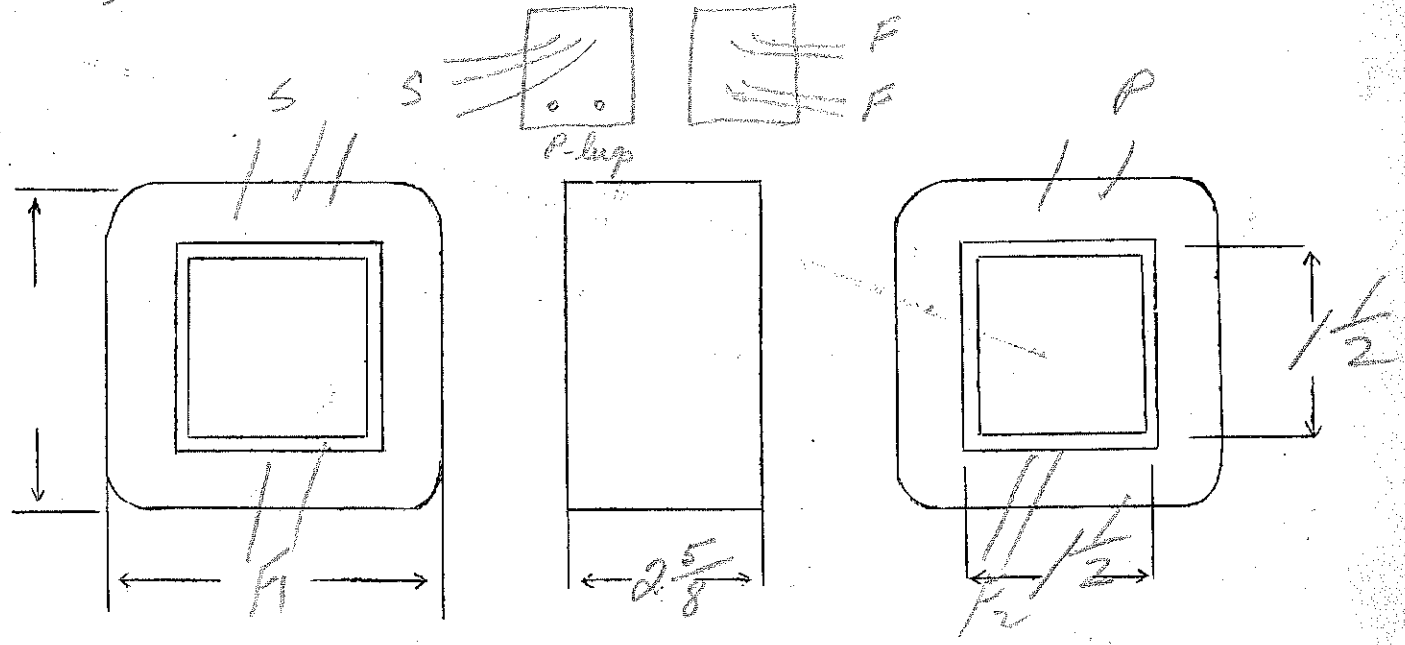
SPEC. NO. 2836

Winding	SEC	PRI	F1	F2			
Turns	12,200	336	8	8			
Taps	6,100		-	-			
Wind. Lgth.	1 1/2	2"					
Wire Size	#38	#22	#16	#18			
T.P.L.	310-40	67-5			one layer		
Kind Term.	#14 motor lead	W.O.	#14 motor lead				
Term. Lgth.	10"	3"	10"	10"			
Layer Insul.	double 16#	50#					
Test Volt.	7500		7500	7500			
Wrapper	2L007VC 3L0076A	2L007VC 3L0076A			2L007VC 3L0076A		

TUBE 7L007+2L007VC IMPREGNATION VARNISH  
 CORE 1/2 x 1/2 PRIMARY V.A.

MOUNTING SF - lead loop out thru hole in pot

In winding sec, start lead (Hubac) in coil - CT wire only  
 Ground Sec CT outside case



DESIGNED BY *SW*

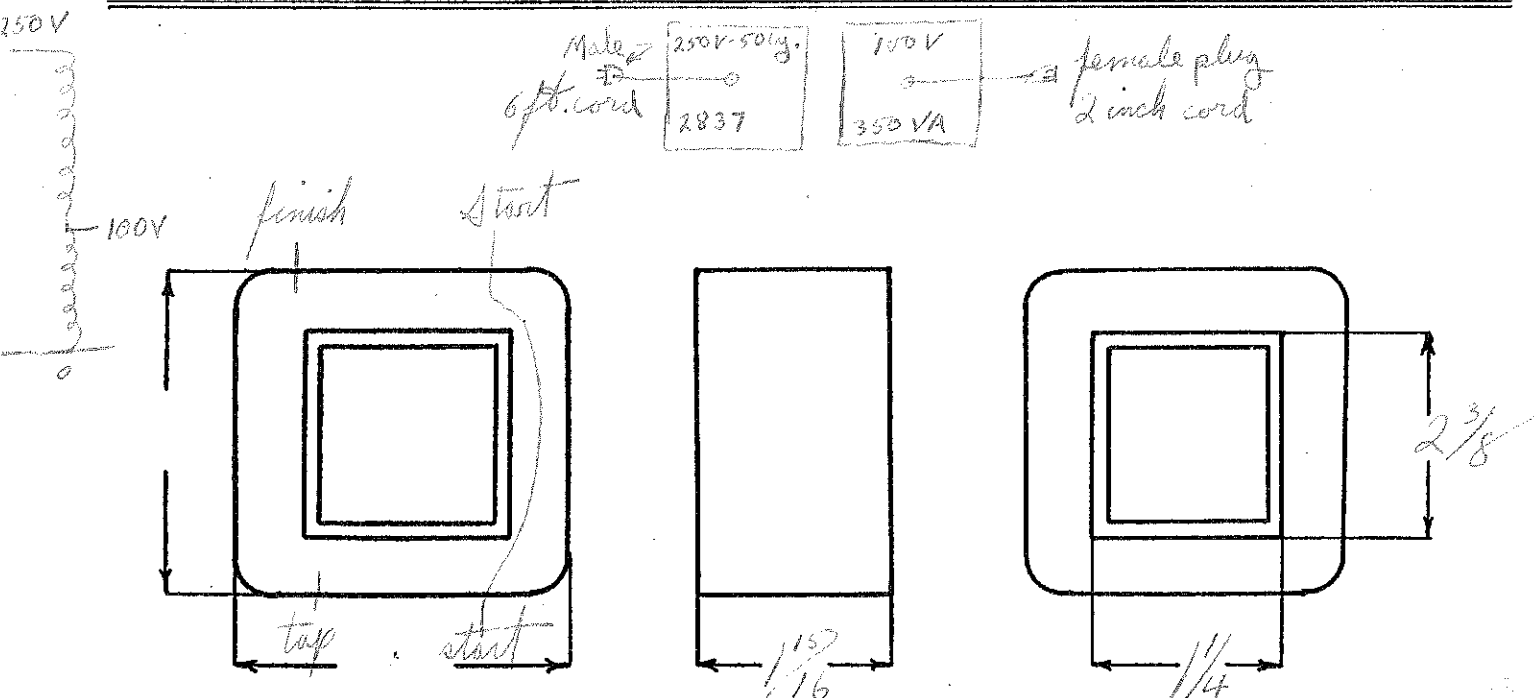
DATE 2/15/37

# Refrigerator Step-Down

250V/100V-50N-3.5AMP

SPEC. NO. 2837

Winding	<i>Continuous</i>					
Turns	230	320				
Taps						
Wind. Lgth.	1 3/4	1 3/4				
Wire Size	#18	#20				
T. P. L.	6 1/2 l	6 1/2 l				
Finish						
Type Lead	<i>Wire Only -</i>					
Lead Lgth.	4"	4"				
Layer Insul.	- 007K -					
Test Volt.	1250					
Wrapper		2L0076A				
TUBE	7L0071K		IMPREGNATION		<i>Double Varnish</i>	
CORE	1/4 x 2 3/8	GA. 24	GRADE <i>D</i>		STACK 2X2	
MOUNTING	<i>T</i>		350VA			



DESIGNED BY *SLW*

DATE 2-16-37

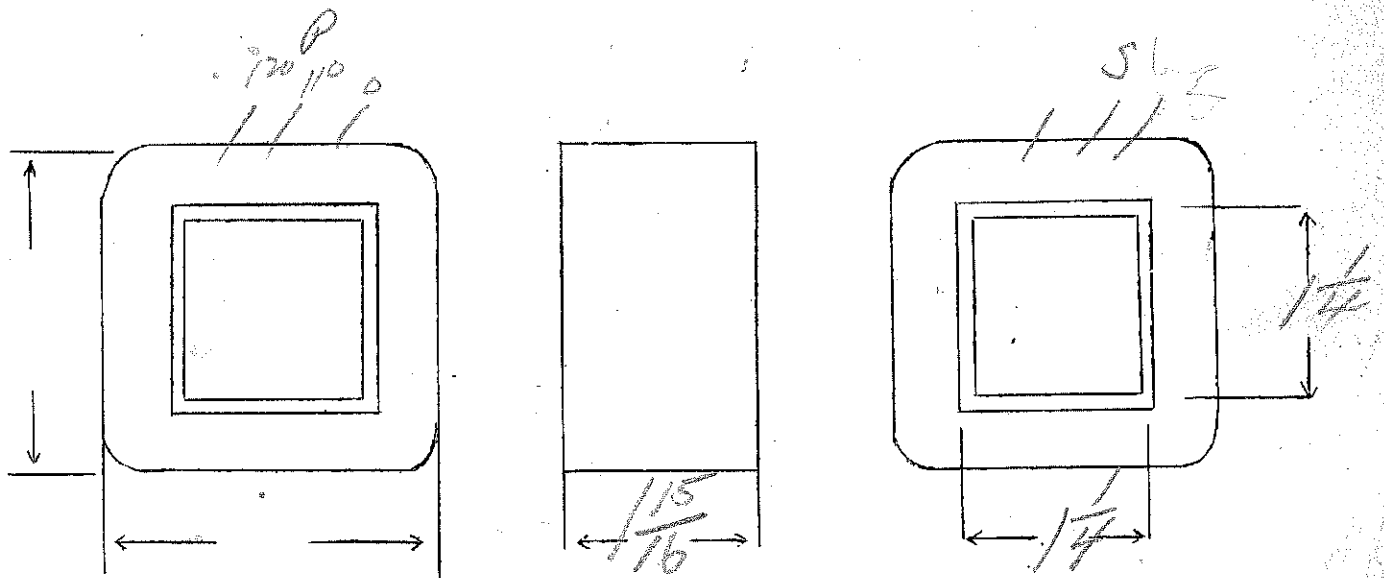
Ep-110-120

EF-104-10 amps CT

3.7

SPEC. NO. 2838

Winding	PR1	SEC				
Turns	443	42				
Taps	407	21				
Wind. Lgth.	1.75	1.75				
Wire Size	#21	#12				
T.P.L.	53-9	3L				
Kind Term.	WIRE ONLY					
Term. Lgth.	3"	3"				
Layer Insul.	50#					
Test Volt.						
Wrapper	310076A	310076A				
TUBE	71007		IMPREGNATION	VARNISH		
CORE	1 1/4 x 1 1/4			PRIMARY V.A.		
MOUNTING	B					



DESIGNED BY

*gwr*

DATE

2/18/27

Ep-110-115-120

ES-2500V-1800V 250MA

EF-5.2V-13amps CT.

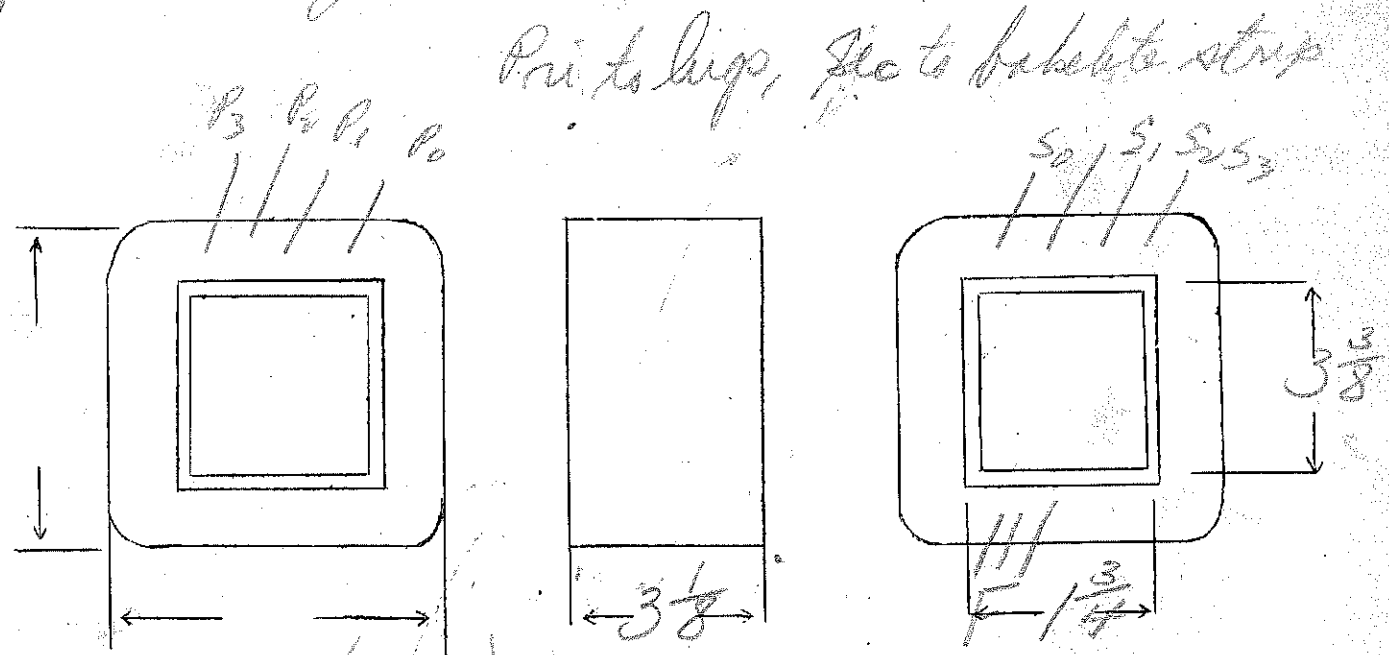
SPEC. NO. 2839

Winding	SEC	PRI	FIL			
Turns	2900	178	6			
Taps	2030	122	3 - silver et			
Wind. Lgth.	2 1/2	117				
Wire Size	#27	#12	#11 Ribbon			
T.P.L.	145-20	5L				
Kind Term.	WIRE	ONLY				
Term. Lgth.	3"	3"	3"			
Layer Insul.	double 40#	.007 Kraft				
Test Volt.						
Wrapper	2L007VC 3L005GA	3L005GA	2L005GA 1L01000			

TUBE 102007 + 10007VC IMPREGNATION VARNISH

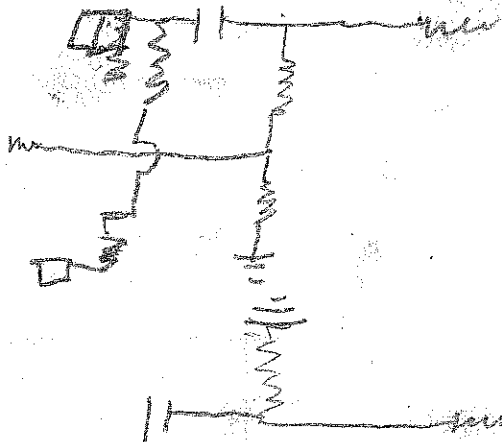
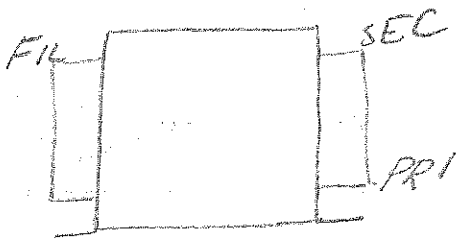
CORE 1 3/4 x 3 3/8 PRIMARY V.A.

MOUNTING uncess - two horiz frames with angle for mounting -



DESIGNED BY *sw*

DATE 2/17/37





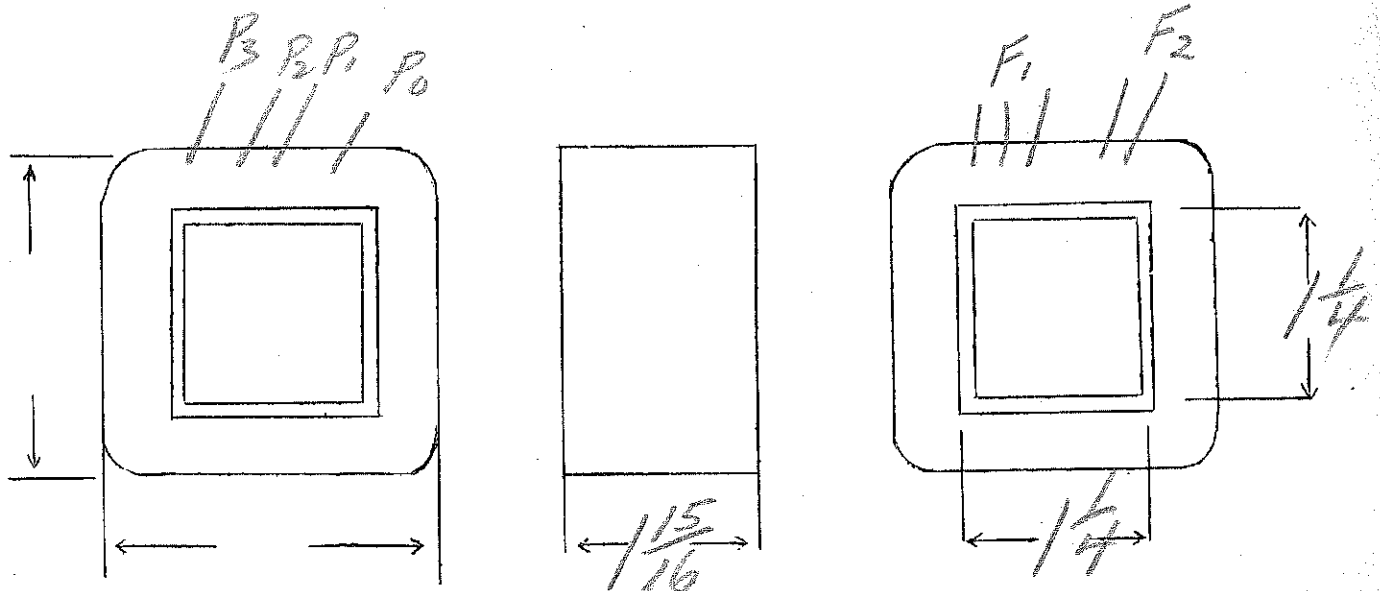
Ep - 110 - 115 - 120  
 EF1 - 10.5V - CT - 8amps  
 EF2 - 2.7V - 10amp

3.8

SPEC. NO.

2840

Winding	PR1	F <sub>1</sub>	F <sub>2</sub>				
Turns	457 438	44	11				
Taps	420	22	—				
Wind. Lgth.	1.75						
Wire Size	#21	#14	#12				
T.P.L.	53						
Kind Term.	WIRE ONLY						
Term. Lgth.	3"	3"	3"				
Layer Insul.	50#		5000				
Test Volt.							
Wrapper	2L0076A	2L0076C	2L0076C				
		2L0076A	2L0076A				
TUBE	7L007		IMPREGNATION	VARNISH			
CORE	1/4 x 1/4		PRIMARY V.A.				
MOUNTING	B						



DESIGNED BY

*SW*

DATE

2/19/37

Ep - 105-112-120 V  
 Ef1 - 10 V. C. T. - 8 Amps.  
 Ef2 - 2.5 V. C. T. - 10 Amps.

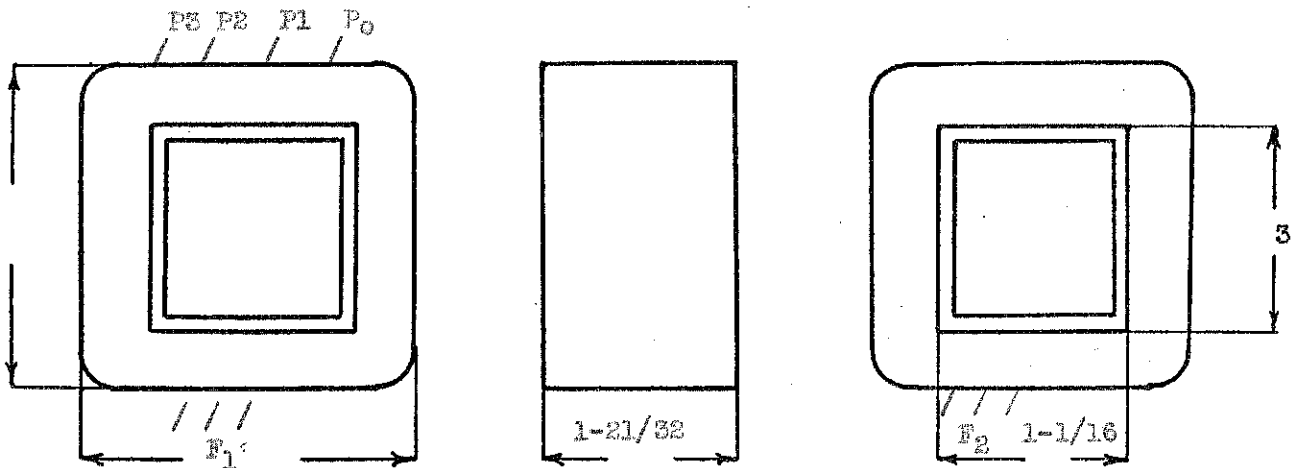
(similar to 1296)

3.28

SPEC. NO. 2841 - 25 Cycle

Winding	P		F <sub>1</sub>	F <sub>2</sub>			
Turns	394 370		36	9			
Taps	347		18	4			
Wind. Lgth.	1-15/32						
Wire Size	#22		#18	#12			
T. P. L.	31-8						
Finish							
Type Lead		W I R E	O N L Y				
Lead Lgth.	3"		3"	3"			
Layer Insul.	40#						
Test Volt.	1250		1250	5000			
Wrapper	2L.005GA		2L.007VC 2L.005GA	2L.007VC 2L.005GA			
TUBE	7L.007		IMPREGNATION		VARNISH		
CORE	1-1/16 x 3	GA.	GRADE		STACK		
MOUNTING BB							

NOTE: 3" stack necessary to fit special Fischer Chassis 104-B



DESIGNED BY CW

DATE 2/18/37

*Copied for 25 - design  
2/18/40 CW.*

Ep - 105-112-120V

(similar to 1296)

EF<sub>1</sub> - 10V.C.T. - 8amps

EF<sub>2</sub> - 2.5V.C.T. - 10amps

328

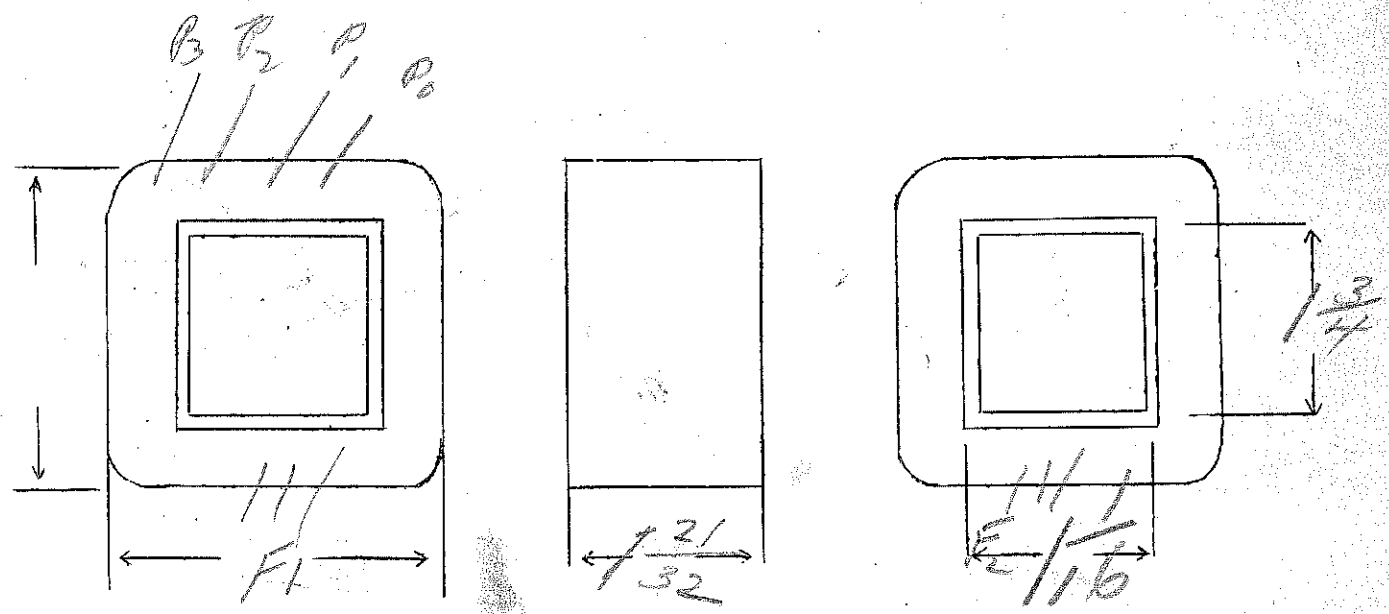
SPEC. NO. 284

Winding	P		F <sub>1</sub>	F <sub>2</sub>			
Turns	394		36	9			
Taps	370 347		18	4			
Wind. Lgth.	1 1/2 32						
Wire Size	#22		#13	#12			
T.P.L.	5L8						
Kind Term.		WIRE ONLY					
Term. Lgth.	3"		3"	3"			
Layer Insul.	407A						
Test Volt.	1250		1250	5000			
Wrapper	210056A		21007VC 210056A	21007VC 210056A			

TUBE | 71007 | IMPREGNATION | Varnish

CORE | 1 7/8 x 1 3/4 | PRIMARY V.A. |

MOUNTING BB



DESIGNED BY *GW*

DATE 2/18/37

Ep-115-130-141-168-190

Es-2500 V.C.T. - 350 MA

141

SPEC. NO.

2842

*Continued*

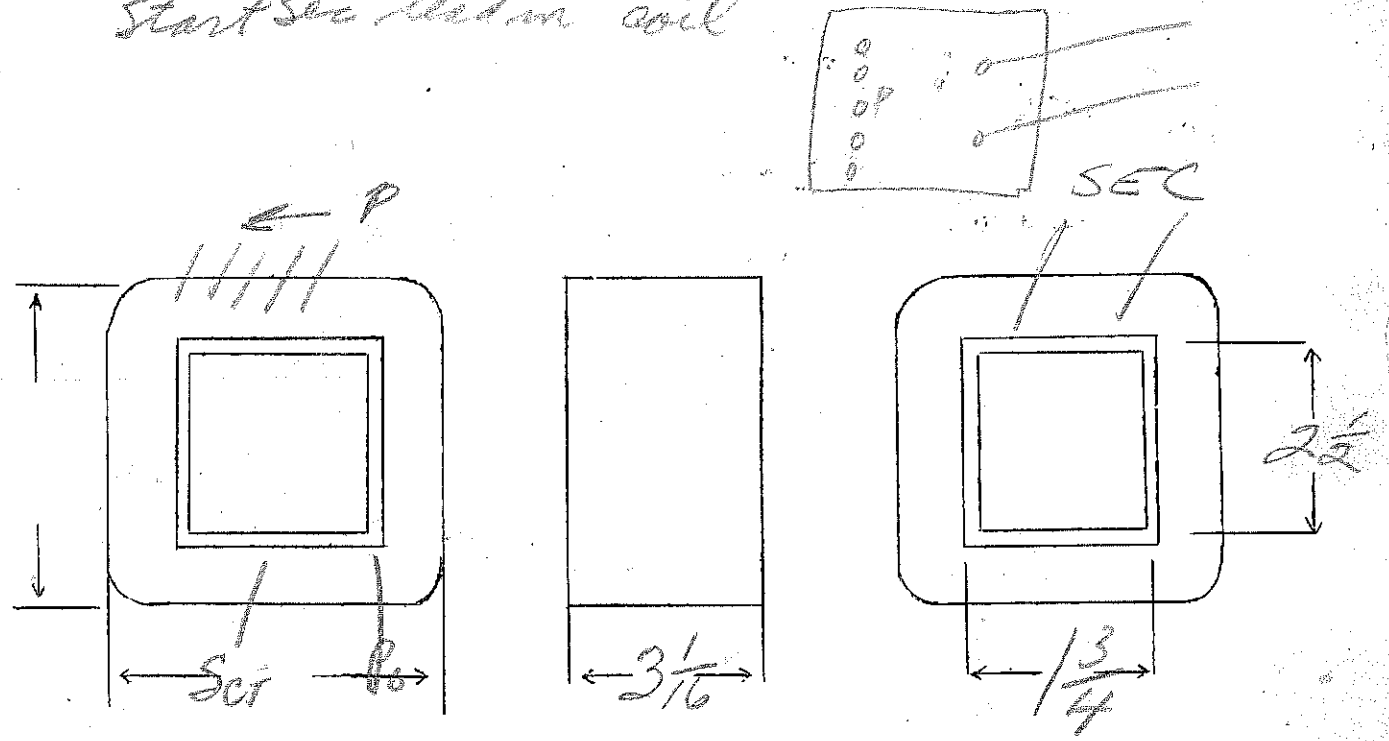
Winding	SEC	PR1				
Turns	3860	162	44	60		
Taps	1930	—	20	32		
Wind. Lgth.	2½	✓				
Wire Size	#27	#14	#17	#19		
T.P.L.	150-26					
Kind Term.	#20 Dillec Start & finish	WIRE ONLY				
Term. Lgth.	10"	4"	4"	4"		
Layer Insul.	CT. (wire only) Double 40#					
Test Volt.	5000					
Wrapper	21007VC 210058			310058A		

TUBE 9L107H1007VC IMPREGNATION VARNISH

CORE 1¾ x 2½ PRIMARY V.A.

MOUNTING C - aluminum shell - Bakelite Top - top in bakelite

Start sec lead in coil



DESIGNED BY *GW*

DATE 2/18/37

Ep-115  
 ES-2500V.C.T. - 300MA

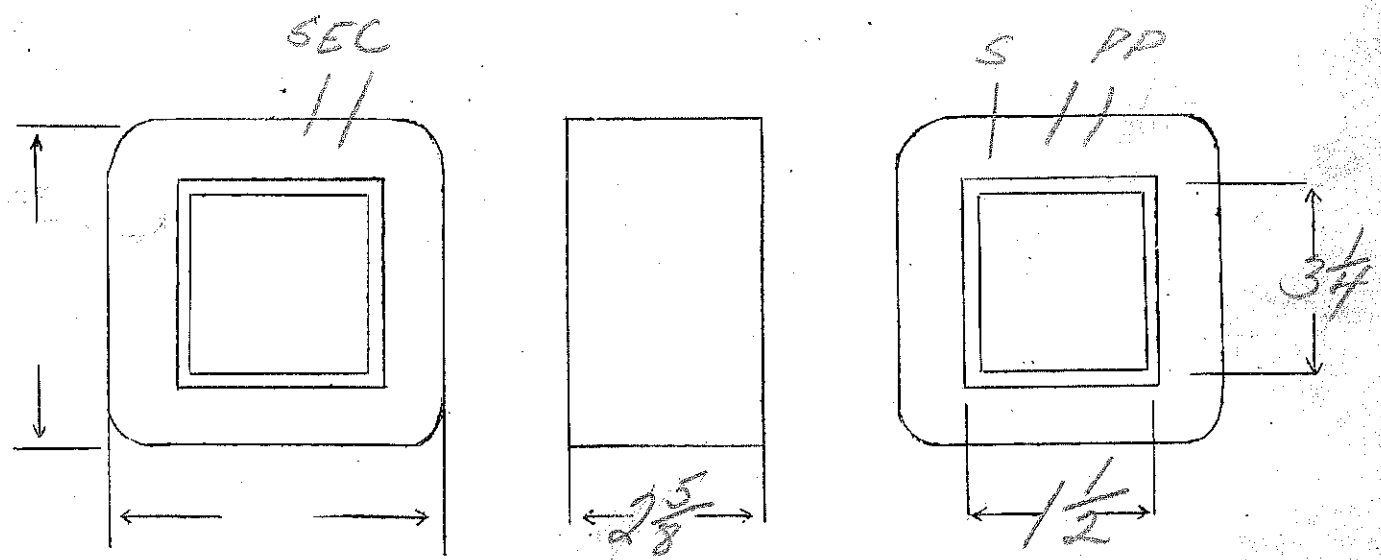
125

SPEC. NO. 2843

Winding	SEC	PR1				
Turns	3400	148				
Taps	1700	-				
Wind. Lgth.	2 <sup>5</sup> / <sub>16</sub>	2 <sup>5</sup> / <sub>16</sub>				
Wire Size	#27	#15				
T.P.L.	132-26	4L				
Kind Term.	WIRE	PNLT				
Term. Lgth.	4"	3"				
Layer Insul.	double 30 #	.007 Kraft				
Test Volt.	5000					
Wrapper	21007VC 210056A	210056A 16010RR				

TUBE	71007+21007VC	IMPREGNATION	VARNISH
CORE	1/2 x 3/4	PRIMARY V.A.	
MOUNTING	unprocessed -		

Both Pri & Sec to lug - use 2-.030" armitc  
 saddles under sec panel - VC sleeving over wire



DESIGNED BY *GW*

DATE 2/19/37

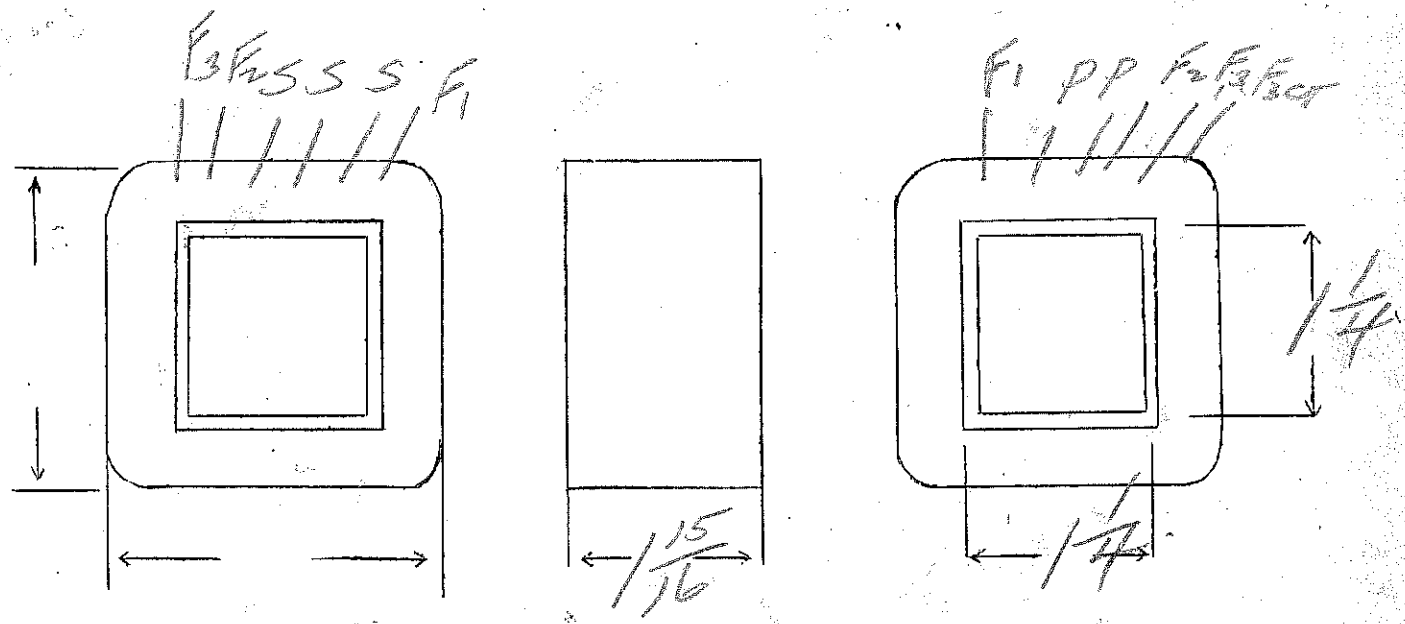
E<sub>0</sub> - 115  
 E<sub>5</sub> - 700VCT - 100mA  
 E<sub>F1</sub> - 5V - 4amps

E<sub>F2</sub> - 6.3V - 4amps  
 E<sub>F3</sub> - 6.3VCT - 3amps

SPEC. NO. 2844

3.7

Winding	SEC	SHIELD	PR1	F <sub>1</sub>	F <sub>2</sub>	F <sub>3</sub>	
Turns	2860	205	430	20	26	26	
Taps	1430			—	—	13	
Wind. Lgth.	1.75	✓	✓	✓	✓	✓	
Wire Size	#33	#33	#21	#17	#17	#17	
T.P.L.	205-14		54-8				
Kind Term.	SIL BR		WIRE ONLY				
Term. Lgth.	3"	3"	3"	3"	3"	3"	
Layer Insul.	double 16#		50#				
Test Volt.	2500		1250				
Wrapper	2L007VC	2L007VC	2L0076A	2L0076A	2L0076A	2L0076A	
TUBE	7L007			IMPREGNATION		Varnish	
CORE	1/4 x 1/4				PRIMARY V.A.		
MOUNTING	C - Cadmium						



DESIGNED BY *GW*

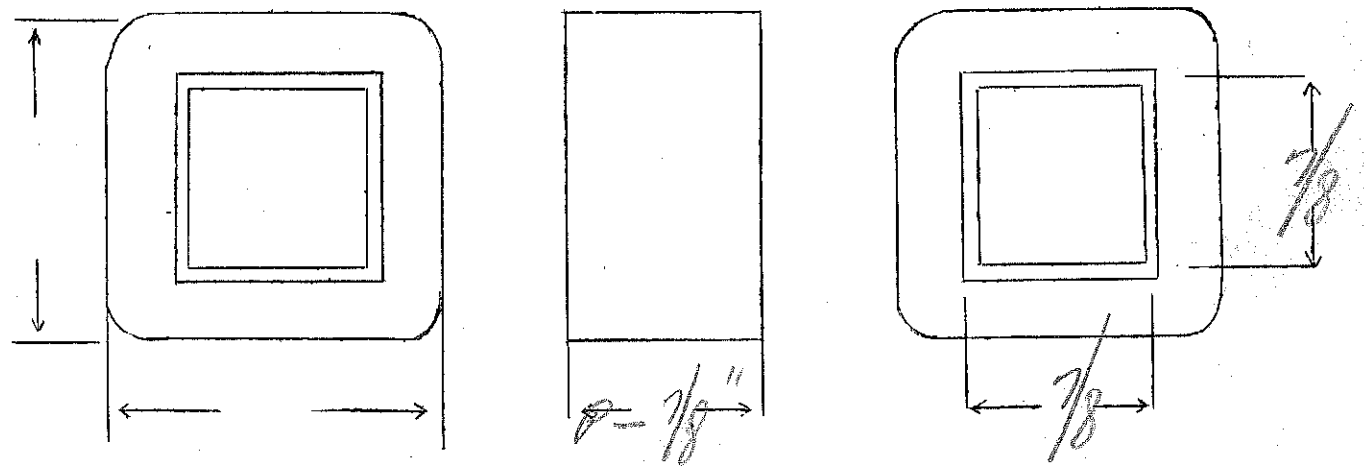
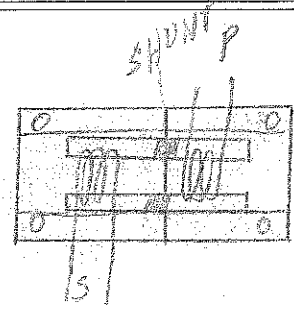
DATE 2/10/37

75

SPEC. NO. 2845

Winding	PR1	SEC				
Turns	900	11,000				
Taps	-					
Wind. Lgth.	3/4	7/8				
Wire Size	#28	#39				
T.P.L.	57-18	185-60				
Kind Term.	#20 Pm Br	sil Pm				
Term. Lgth.	9"	9"				
Layer Insul.	30 #	double 12 #				
Test Volt.	1250	3500				
Wrapper	2LW056A	1LW056A 2LW056A				

TUBE *R-7L001* | IMPREGNATION | VARNISH "P" WAX "S"  
*S-7L007-HL007VC*  
 CORE *Butt stack - 2ES 7/8 x 7/8 - Bridged to 10 ma - approx 5/16* | PRIMARY V.A.  
 MOUNTING



DESIGNED BY *gsw*

DATE 2/18/37

Ep - 120V

Es - 6000V or 5000V C.T. - 300 MA

108

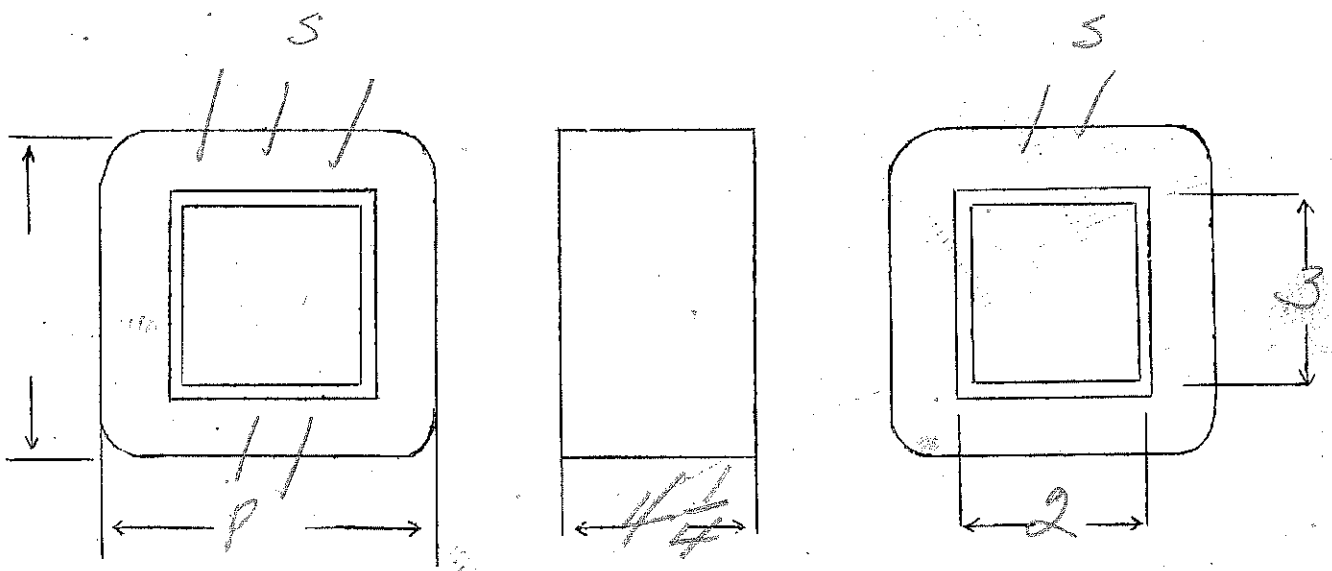
SPEC. NO. 2846

Winding	SEC		PR1				
Turns	7000 6350		129				
Taps	3500 650						
Wind. Lgth.	3 3/8		3 1/2				
Wire Size	#28		#11				
T.P.L.	220-32		33-4				
Kind Term.	WIRE ONLY						
Term. Lgth.	4"		4"				
Layer Insul.	double 30th		.007 KRAFT				
Test Volt.	10000		2500				
Wrapper	42007VC 2L0055A		2L005BA				

TUBE 10L007+2L007VP IMPREGNATION VARNISH

CORE 2 x 3 PRIMARY V.A.

MOUNTING unused - pri to lug, sec to bakelite strip  
ground sec. c.t. to relay after assembly



DESIGNED BY *JW*

DATE 2/24/37



Ep-116  
 ES-2000V-400MA  
 1750  
 1500

FISCHER

SPEC. NO. 2847

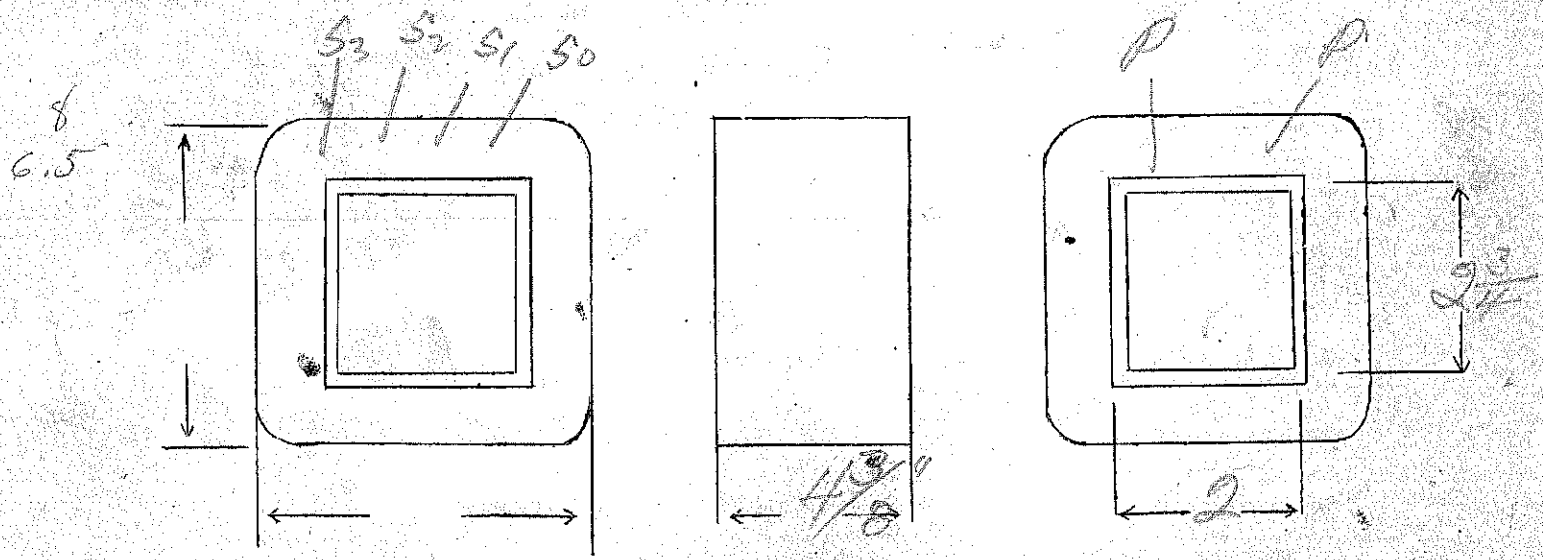
Winding	SEC	PR1				
Turns	2400	131				
Taps	1800					
Wind. Lgth.	3 1/2	3 1/2				
Wire Size	#24	#10				
T.P.L.	150-16	30-5				
Kind Term.	W.O.	W.O.				
Term. Lgth.	9"	4"				
Layer Insul.	double 40#	007 Kraft				
Test Volt.	7500					
Wrapper	2007VC 210056K	260056S 160106D				

extra layer between  
 between first two and  
 last two layers for up

TUBE 106007 + 26007VC IMPREGNATION VARNISH  
 CORE 2 x 2 3/4 PRIMARY V.A.  
 MOUNTING C - vented cover #200-7 #200-5 bucket

see start lead-in rail - Railai

PRI TO LUGS  
 sects supercon



DESIGNED BY JW

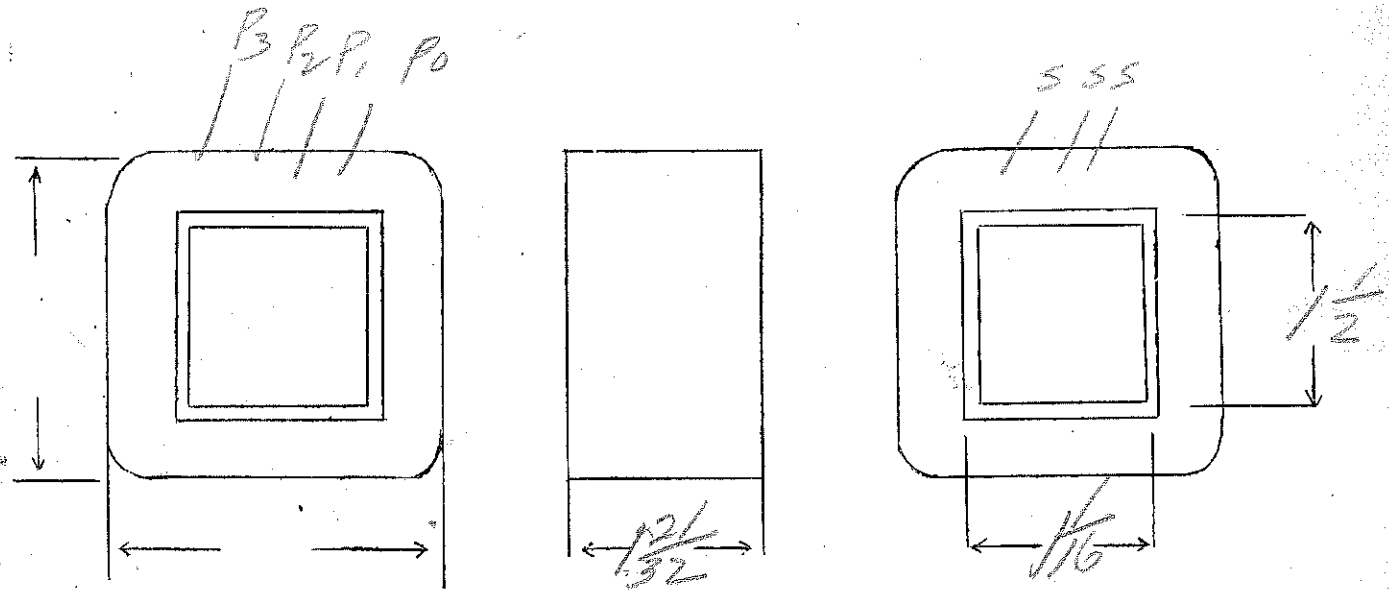
DATE 2/24/37

Ep - 105 - 112 - 120  
 Ef - 51 VLT. - 13 amps.

FISCHER

3.7 SPEC. NO. 2848

Winding	PRI	SEC				
Turns	445	21				
Taps	415 390	10				
Wind. Lgth.		115 #32				
Wire Size	#22	#11				
T.P.L.	50-10	2L				
Kind Term.	WIRE ONLY					
Term. Lgth.	3"	3"				
Layer Insul.	50#	007				
Test Volt.	1250					
Wrapper	320056A	320056A				
TUBE	7607		IMPREGNATION	VARNISH		
CORE	1/16 x 1/2		PRIMARY V.A.			
MOUNTING	C					



DESIGNED BY *gww*

DATE 2/24/37

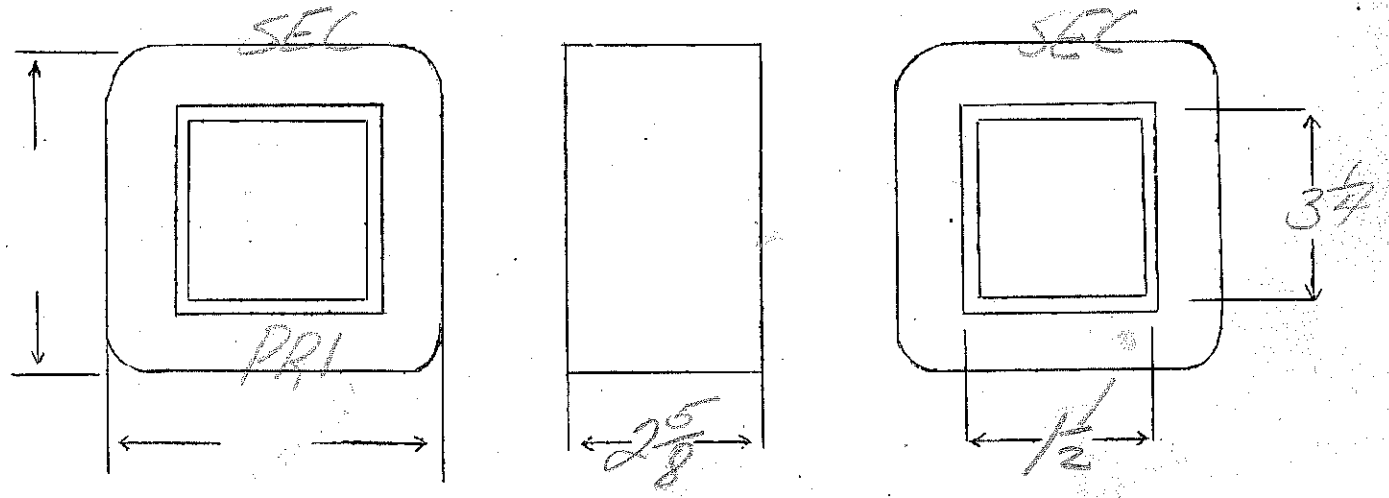
Ep-115 v.  
 Es - 2200VCT. or 1000VCT - 300MA

VA = 330

1.25

SPEC. NO. 2849

Winding	SEC		PRI			
Turns	3000 2180 1500		148			
Taps	820		-			
Wind. Lgth.	25 27 1/2		23 28			
Wire Size	#27		#15			
T.P.L.	138		4L			
Kind Term.	WIRE ONLY					
Term. Lgth.	4"		4"			
Layer Insul.	double 30#		007 Kraft			
Test Volt.	5000		1250			
Wrapper	2100 TWC 2100 SGA		2100 SGA 4010 SGA			
TUBE	91097 + 2100 TWC		IMPREGNATION		VARNISH	
CORE	1 1/2 x 3/4			PRIMARY V.A.		
MOUNTING	G					



DESIGNED BY *GW*

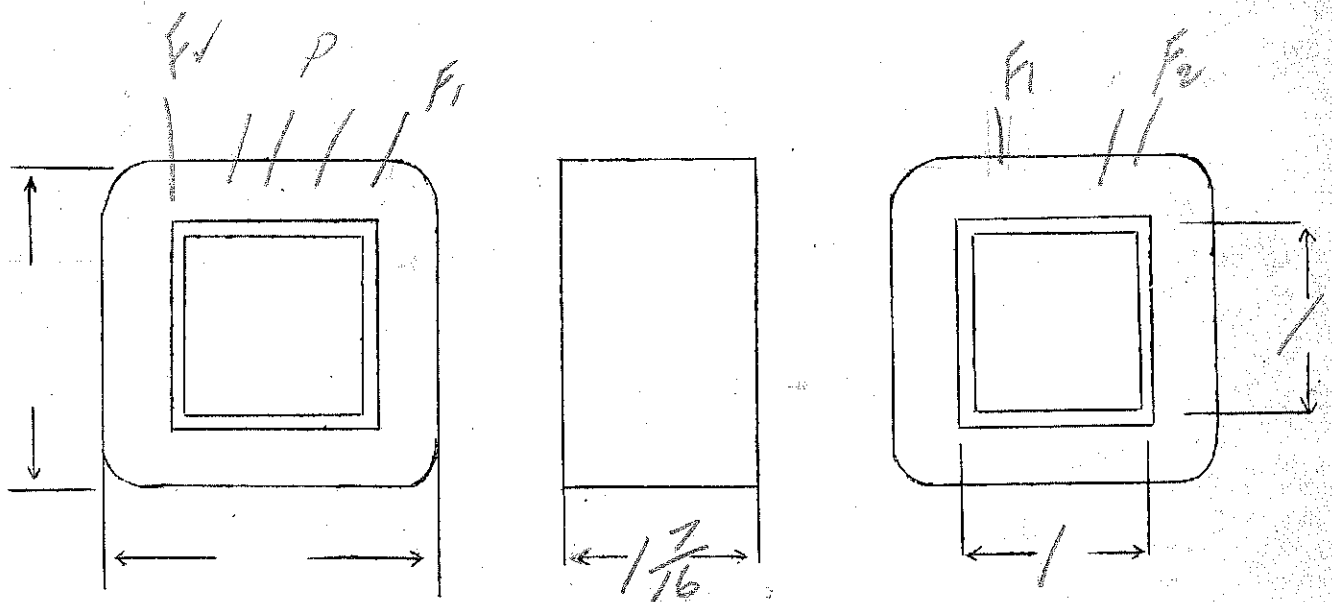
DATE 2/23/37

EP-110-120V  
 EF<sub>1</sub>-5V-3amp  
 EF<sub>2</sub>-6.3V-35amps

SPEC. NO. 2850

Winding	P	F <sub>1</sub>	F <sub>2</sub>				
Turns	695	32	41				
Taps	640	-	20				
Wind. Lgth.	1.25	-	-				
Wire Size	#27	#17	#17				
T.P.L.	65-11						
Kind Term.	#20 P/W	WIRE ONLY	WIRE ONLY				
Term. Lgth.	9"	9"	9"				
Layer Insul.	40#						
Test Volt.	1250	2500	1250				
Wrapper	26005	36005A	26005A				

TUBE 72007 IMPREGNATION VARNISH  
 CORE 1X/1W PRIMARY V.A.  
 MOUNTING A or B



DESIGNED BY GW

DATE 2/23/37

Ep - 24V, 18V - white  
 Es - 1400V - 10 ma

75

SPEC. NO. 2851

Winding	PRI	SEC				
Turns	180	11000				
Taps	135					
Wind. Lgth.	7/8	7/8				
Wire Size	#22	#39				
T.P.L.	30	185-60				
Kind Term.	#70 Pai	silv				
Term. Lgth.	9"	9"				
Layer Insul.	50#	double 12#				
Test Volt.	1250	3500				
Wrapper	210056A	1000 TVE 2100 56A				


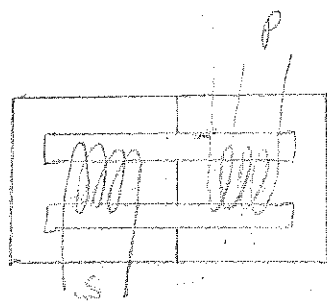
TUBE P - 76007 S - 76007 + 1000 TVE IMPREGNATION P Varnish S-Var

CORE Built stack 7/8 x 7/8 PRIMARY V.A.

MOUNTING unnecessary

sec & pri are separate coils

Bridge to 10 ma (1/4")  
 13 sheets



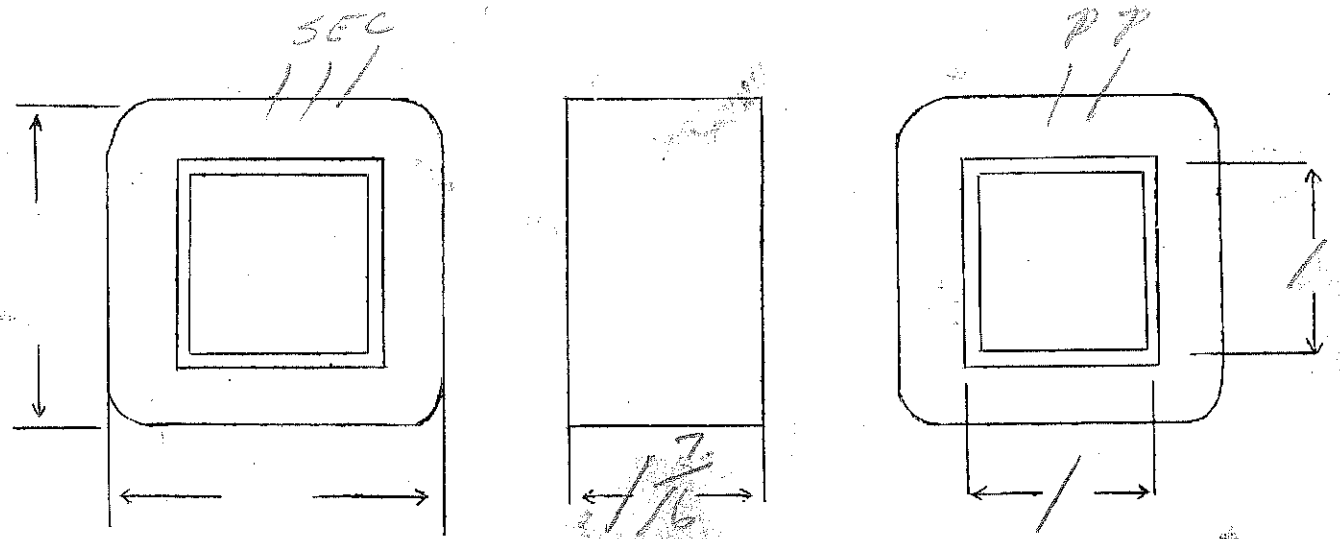
DESIGNED BY *low*

DATE 2/24/37

similar to P6202 - lower flux density

SPEC. NO. 2852

Winding	SEC	SHIELD	PRI	F <sub>1</sub>	F <sub>2</sub>		
Turns	3900	73	720	34	42		
Taps	1950	—	—	—	21		
Wind. Lgth.	1.25	1.25	1.25	—	—		
Wire Size	#37	#27	#27	#21	#22		
T.P.L.	225-18		73-10				
Kind Term.	#70 Pwr Pwr	NO.	#70 Pwr Pwr	WIRE OULT			
Term. Lgth.	9"	3"	9"	9"	9"		
Layer Insul.	double 16#	—	40#	—	—		
Test Volt.	2500	—	1250	—	—		
Wrapper	X1007NC	14005VC	21005GA	21005GA	21005GA		
TUBE	5L007		IMPREGNATION		VARNISH		
CORE	1x1		PRIMARY V.A.				
MOUNTING	A						

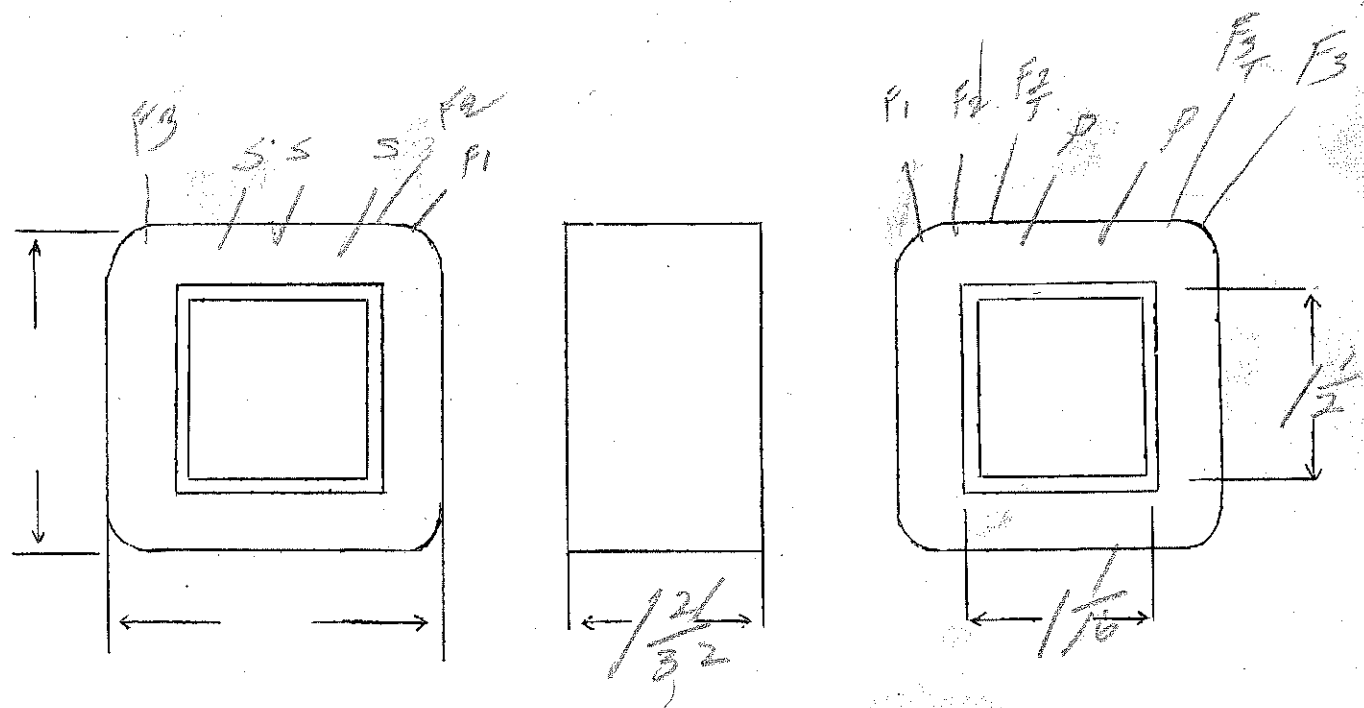


DESIGNED BY *gwo*

DATE *2/23/37*

Ep - 115V EF<sub>1</sub> - 5V - 2amp  
 E<sub>3</sub> - 700V.C.T. - 50MO EF<sub>2</sub> - 6.3V - 4amp  
 EF<sub>3</sub> - 6.3V - 3.15 amp SPEC. NO. 2853  
 365

Winding	SEC	SHIELD	PR1	F <sub>1</sub>	F <sub>2</sub>	F <sub>3</sub>	
Turns	2800	50	420	20	26	26	
Taps	1400			—	13	13	
Wind. Lgth.	1 <sup>15</sup> / <sub>32</sub>	1 <sup>15</sup> / <sub>32</sub>	1 <sup>15</sup> / <sub>32</sub>	—	—	—	
Wire Size	#35	#23	#23	#19	#17	#17	
T.P.L.	205-14		50-9				
Kind Term.	Sil Br	W.O.	Sil Br	WIRE ONLY			
Term. Lgth.	3"	3"	3"	3"	3"	3"	
Layer Insul.	double 16#		50#				
Test Volt.	—	—	—	—	—	—	
Wrapper	1L00NC	1L00NC	2L005GA	2L005GA	2L005GA	2L005GA	
TUBE	7L007			IMPREGNATION		VARNISH	
CORE	1 <sup>1</sup> / <sub>16</sub> x 1 <sup>1</sup> / <sub>2</sub>			PRIMARY V.A.			
MOUNTING	B						



DESIGNED BY *SW* DATE 2/25/37

Ep-120-

To deliver 400V - 300 MA

Es-1080V.GT-300 MA

195

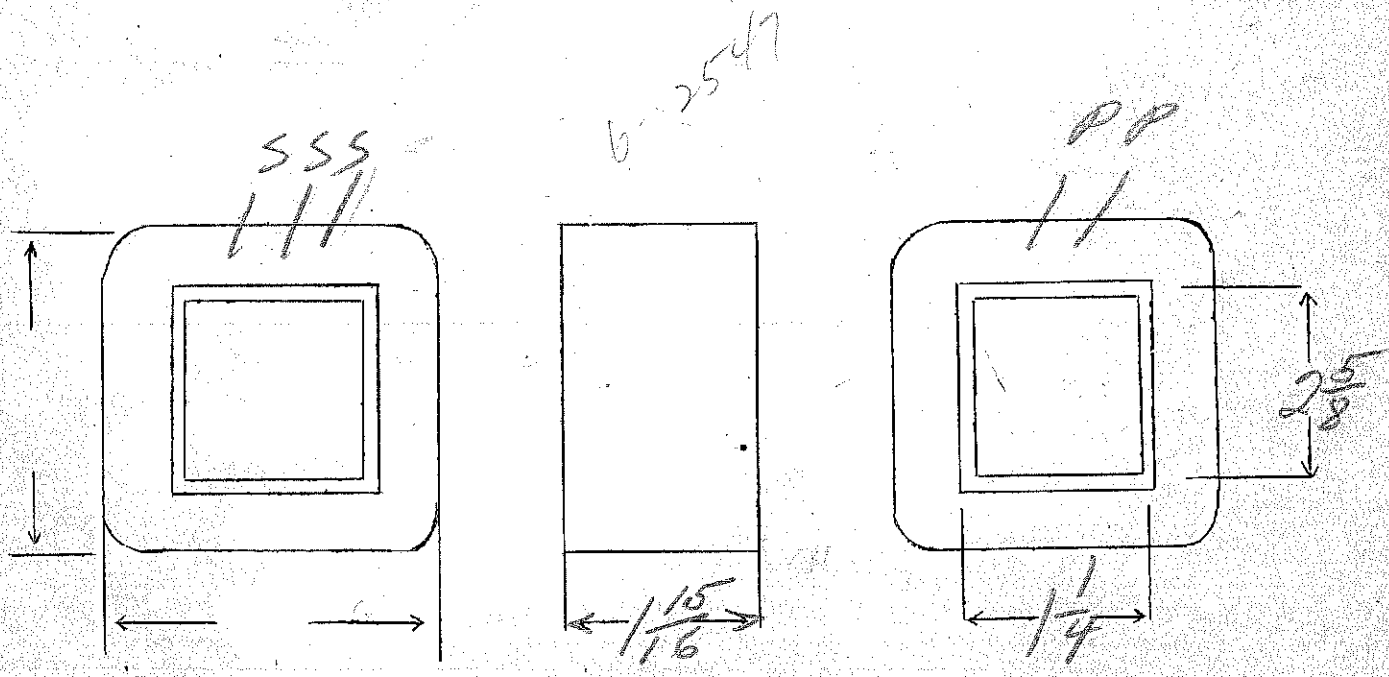
SPEC. NO. 2856

Winding	SEC	PRI				
Turns	2300	235				
Taps	1150	—				
Wind. Lgth.	1.75	1.75				
Wire Size	#27	#20				
T.P.L.	15-22	5L				
Kind Term.	#20 P/W	WIRE ONLY				
Term. Lgth.	9"	9"				
Layer Insul.	double 20#	007K.				
Test Volt.	2500	1250				
Wrapper	3L007GA	2L007GA				

TUBE + 7007 + 11007VC      IMPREGNATION | VARNISH

CORE | 1 1/4 x 2 5/8      PRIMARY V.A.

MOUNTING A



DESIGNED BY *gwr*

DATE 3/2/37



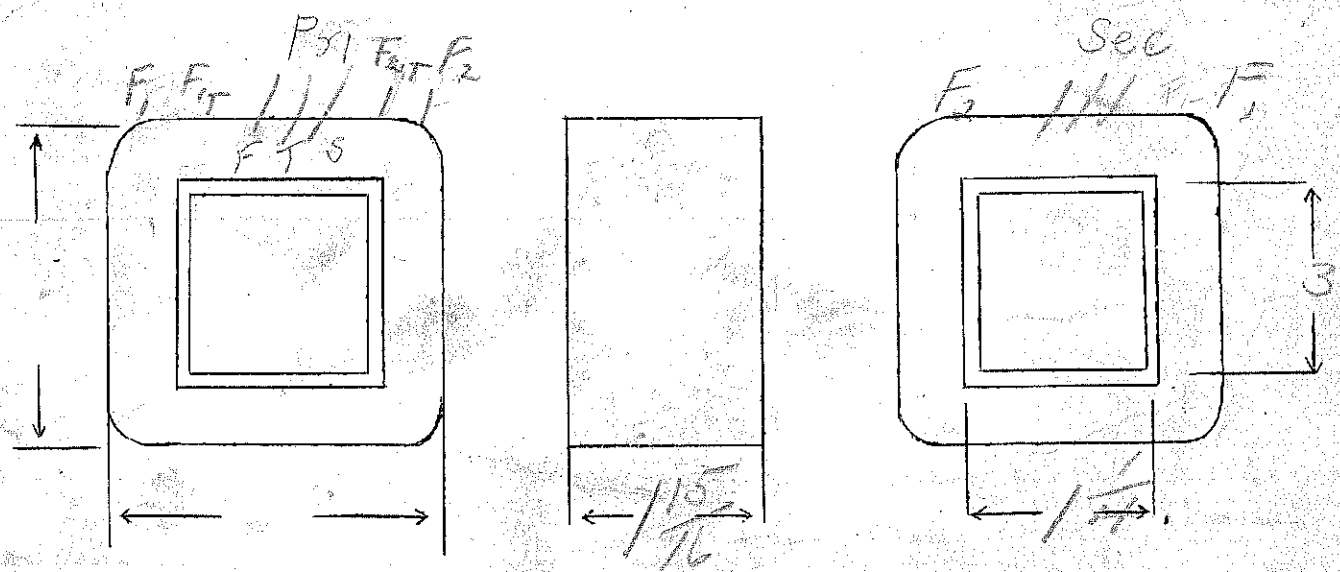
Ep - 120V - 110V  
 Es - 1100VCT - 250Ma  
 Ef1 - 5.25VCT - 10amps

Ep2 - 5.25VCT - 32amps  
 1.6 white green

SPEC. NO. 2857

Winding	SEC	SPEC	PR1	F1	F2		
Turns	1880	118	190	9	9		
Taps	940		175	5	5		
Wind. Lgth.	1.75	1.75	1.75	double			
Wire Size	#28	#28	#18	#14	#17		
T.P.L.	118-16		5L	(1 Layer)			
Kind Term.	#20 P.P.W	W.O.	#20 P.P.W	WIRE ONLY			
Term. Lgth.	9"	3"	9"	9"	9"		
Layer Insul.	double 20#		007 Mup				
Test Volt.	2500			2500	2500V		
Wrapper	21007VC	21007GA	21007GA		21007GA		

TUBE 21007 + 21007VC IMPREGNATION VARNISH  
 CORE 1/4 X 3 PRIMARY V.A.  
 MOUNTING A



DESIGNED BY SW

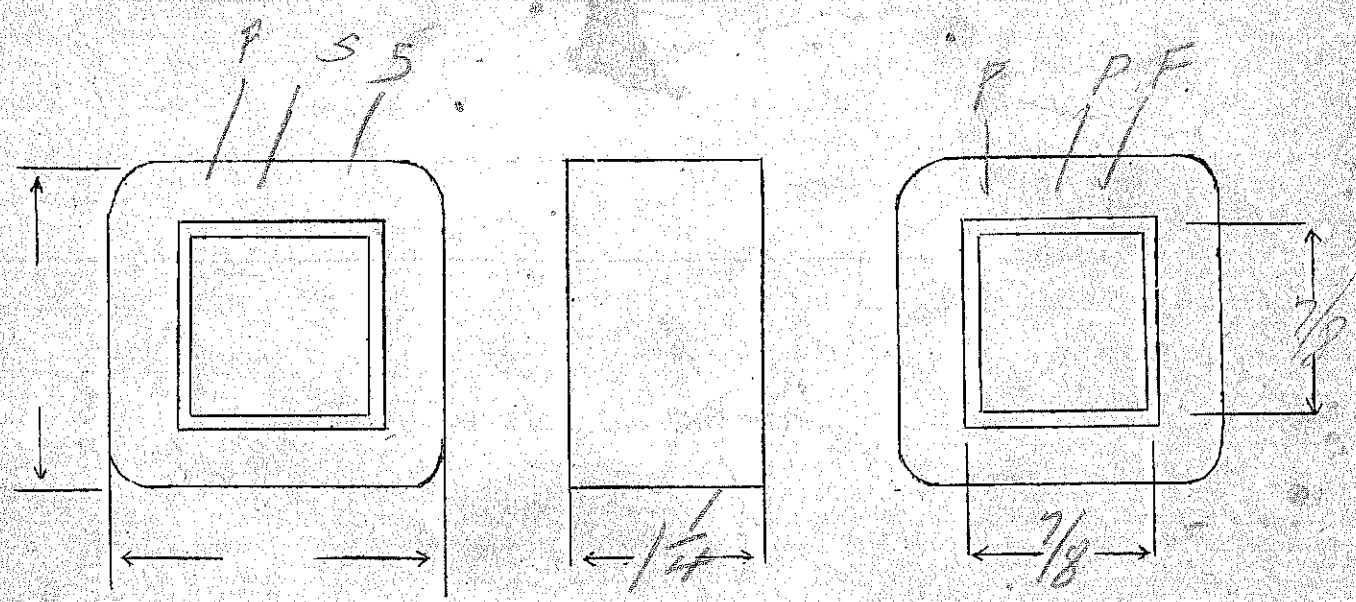
DATE 3/1/37

Ep-120V  
 Es-280V-22Ma  
 Ep-5V-1/4 amp

SPEC. NO. 2858

	Red	Black	White				
Winding	SEC	PRI	FIL				
Turns	2440	912	42				
Taps	—	—	—				
Wind. Lgth.	1"	1"	—				
Wire Size	#37	#31	#26				
T.P.L.	175-14	95-10	14				
Kind Term.	#20	Var brand					
Term. Lgth.	9"	9"	9"				
Layer Insul.	30#	40#					
Test Volt.	2500	1250	2500				
Wrapper	12007VC	12007VC	2L0058-A				

TUBE .7L007 | IMPREGNATION VARNISH  
 CORE 7/8 x 7/8 - 2x2 stock | PRIMARY V.A.  
 MOUNTING C - cadman shell

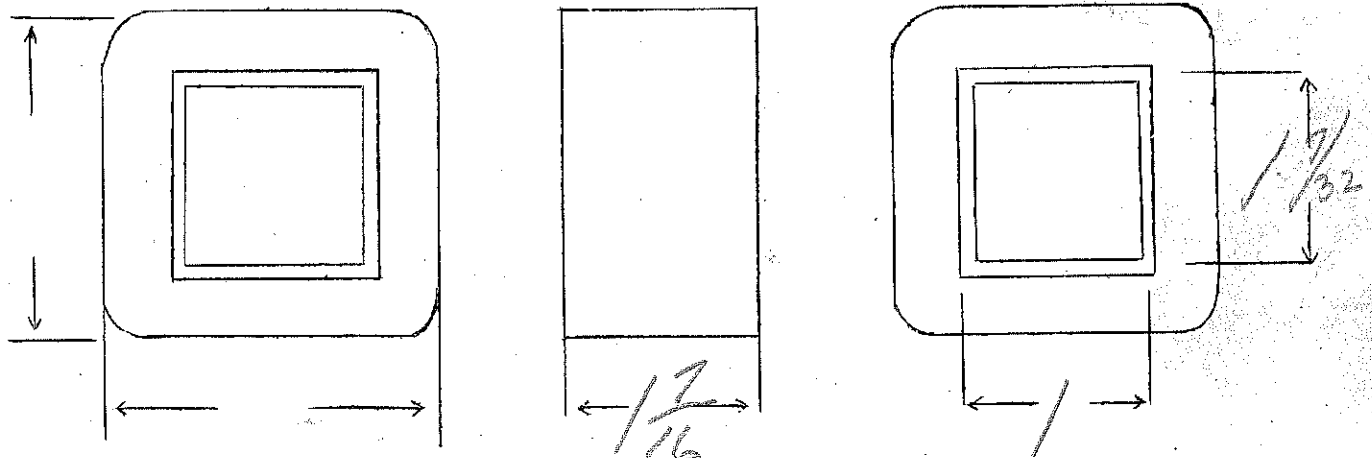


DESIGNED BY GW

DATE 3/1/37

SPEC. NO. 2859

Winding	SEC SHIELD		PRI			
Turns	3180	1	54			
Taps	1590		27			
Wind. Lgth.	1.25	—	—			
Wire Size	#34	copper shims	#17			
T.P.L.	160-20		3L			
Kind Term.	#20 Pb	sil Pb	WIRE ONLY			
Term. Lgth.	9"	3	9"			
Layer Insul.	double 16A		.007 Kraft			
Test Volt.						
Wrapper	12007YC 3L-2P	210058A	210058A			
TUBE	71007	IMPREGNATION				
CORE	274 26, 24	PRIMARY V.A.				
MOUNTING	SA. cadmium - copper band around core					

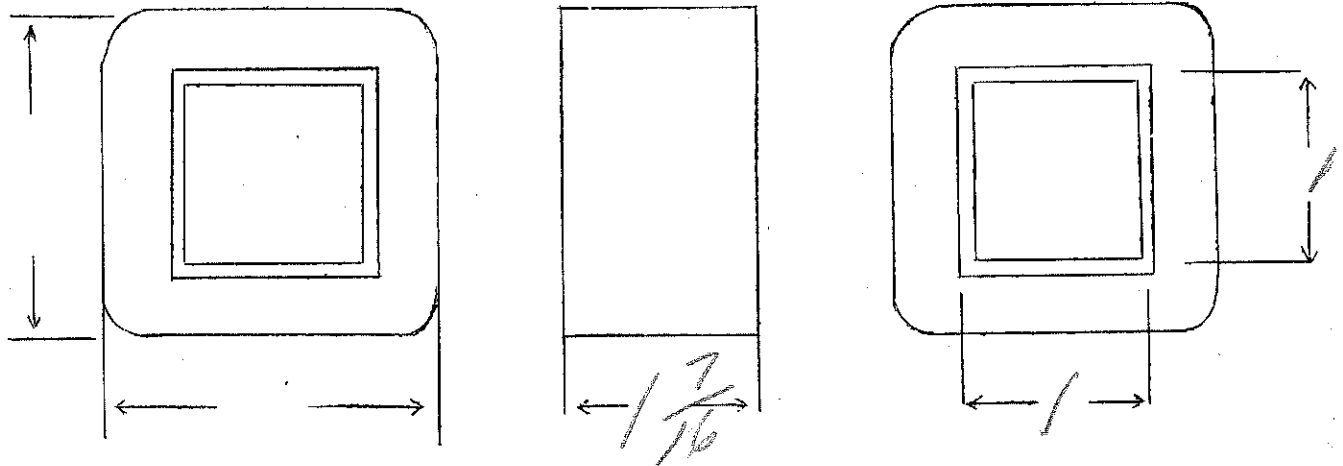


DESIGNED BY

DATE

SPEC. NO. 2860

Winding	SEC	SHIELD	PRI				
Turns	3660	1	62				
Taps	1830		31				
Wind. Lgth.	1.25						
Wire Size	#34	copper shiny stock	#17				
T.P.L.	160-24		3L				
Kind Term.	#20 20m	SIL 20m	WIRE ONLY				
Term. Lgth.	9"	3"	9"				
Layer Insul.	double 16#		007				
Test Volt.							
Wrapper	1007VC 4L 20	20056A	20056A				
TUBE	71007	IMPREGNATION		VARNISH			
CORE	29 + 2406	PRIMARY V.A.					
MOUNTING	SA - Cadmium - copper band around core						



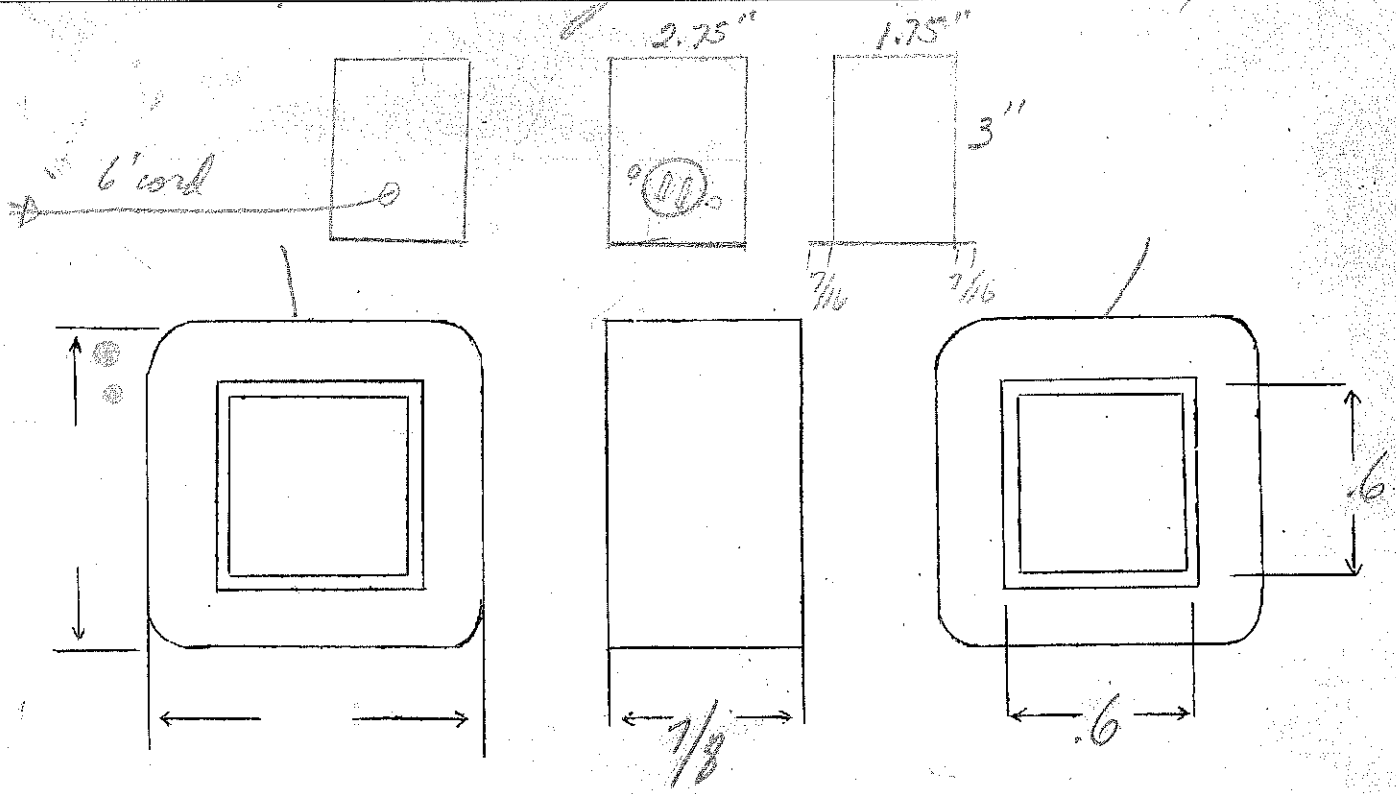
DESIGNED BY

DATE

SPEC. NO. 2861

Winding	PR1						
Turns	160						
Taps	—						
Wind. Lgth.	5/8"						
Wire Size	#22						
T.P.L.	23-7						
Kind Term.	WIRE ONLY						
Term. Lgth.	4"						
Layer Insul.	50#						
Test Volt.	1250						
Wrapper	24005 GA						

TUBE	5L007	IMPREGNATION	VARNISH
CORE	6x6 - 3x3 stack	PRIMARY V.A.	
MOUNTING	Special T margin sheet metal box		

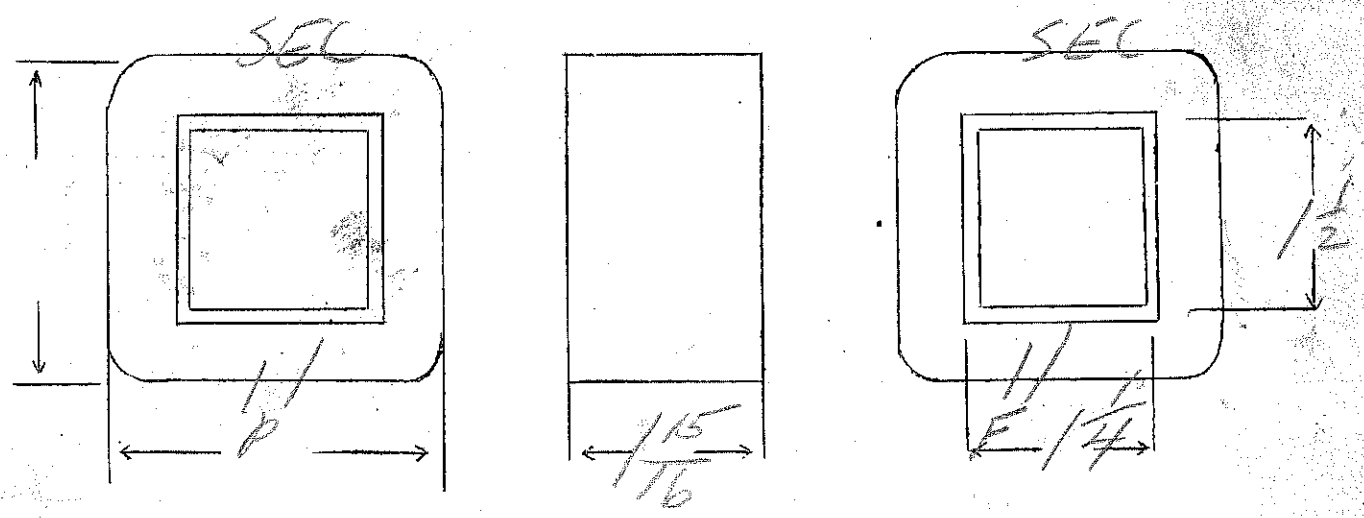


DESIGNED BY GUO

DATE 3/1/37

Ep-120V  
 Ef-7.5V.CT + 4amps 32  
 Es-1450-1400-1350V ea side CT 25MA SPEC. NO. 2862

Winding	SEC	SHIELD	PR1	FIL			
Turns	10000 9825	280	380	27			
Taps	9650 5000		—	43			
Wind. Lgth.	375 175/15	1.5	1.75				
Wire Size	#37	#34	#23	#17			
T.P.L.	280-46		65-6	14			
Kind Term.	SILV		WIRE ONLY				
Term. Lgth.	3"	3"	3"	3"			
Layer Insul.	20#		40#				
Test Volt.	5000	—	1250	5000			
Wrapper	4007C	14007C	340076A	340076A			
TUBE	74007 + 14007C		IMPREGNATION		VARNISH		
CORE	1/4 x 1/2		PRIMARY V.A.				
MOUNTING	B						



DESIGNED BY *gsw* DATE 3/2/37

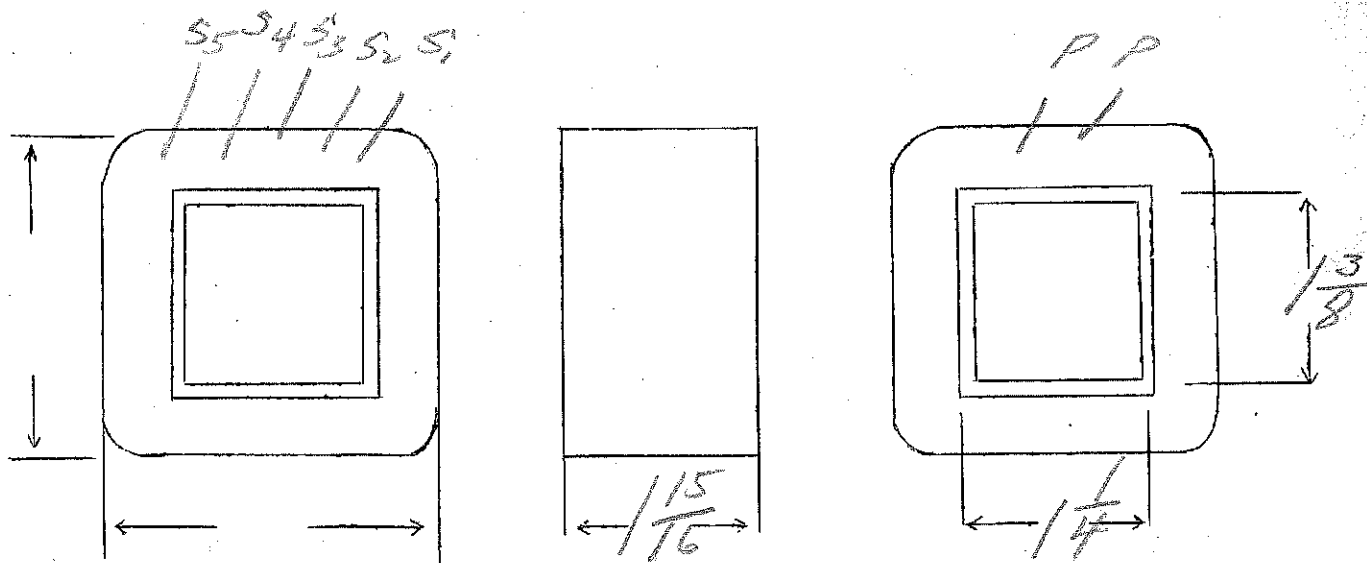
Ep-120V

Es- 12-14-16-18V - 8amp sec

3.5

SPEC. NO. 2863

Winding	PRI	SEC				
Turns	420	70				
Taps	—	46-54-62				
Wind. Lgth.	$1\frac{15}{16}$	$1\frac{15}{16}$				
Wire Size	#21	#13				
T.P.L.	53-8	4L				
Kind Term.	#20 PBR	WIRE ONLY				
Term. Lgth.	9"	9"				
Layer Insul.	50#	007Kraft				
Test Volt.	1250					
Wrapper	21007GA	21007GA				
TUBE	72007	IMPREGNATION	$1\frac{1}{4}x$			
CORE	$1\frac{1}{4}x1\frac{3}{8}$	PRIMARY V.A.				
MOUNTING	A					



DESIGNED BY

*Geo*

DATE

3/2/37

Ep- 200-210-220-230  
 Es- 4400 V.C.T. - 1amp

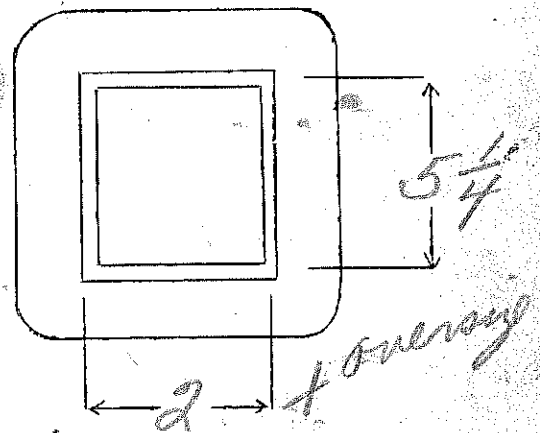

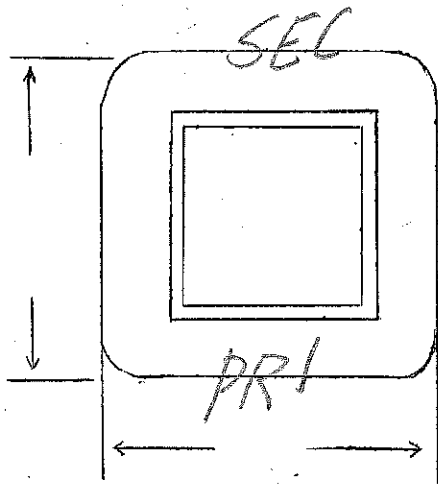
VA = 2200

.68

SPEC. NO.

2864

Winding	SEC		PRI			
Turns	3300		157			
Taps	1650		150			
Wind. Lgth.	6"		143 - 136			
Wire Size	#22		6"			
T.P.L.	206-16		#10 HPE			
Kind Term.			3L		- very careful winding necessary for 3L!	
Term. Lgth.	6"		WIRED OUT			
Layer Insul.	4L 50#		6"			
Test Volt.	10000		3L			
Wrapper	44007R		2500			
	3L005CA		20005CA			
			14010RR			
TUBE	10L007 + 2L007R		IMPREGNATION	VARNISH		
CORE	- short & long E		PRIMARY V.A.			
MOUNTING	J - special mounted box					



DESIGNED BY

*Sw*

DATE

3/6/37

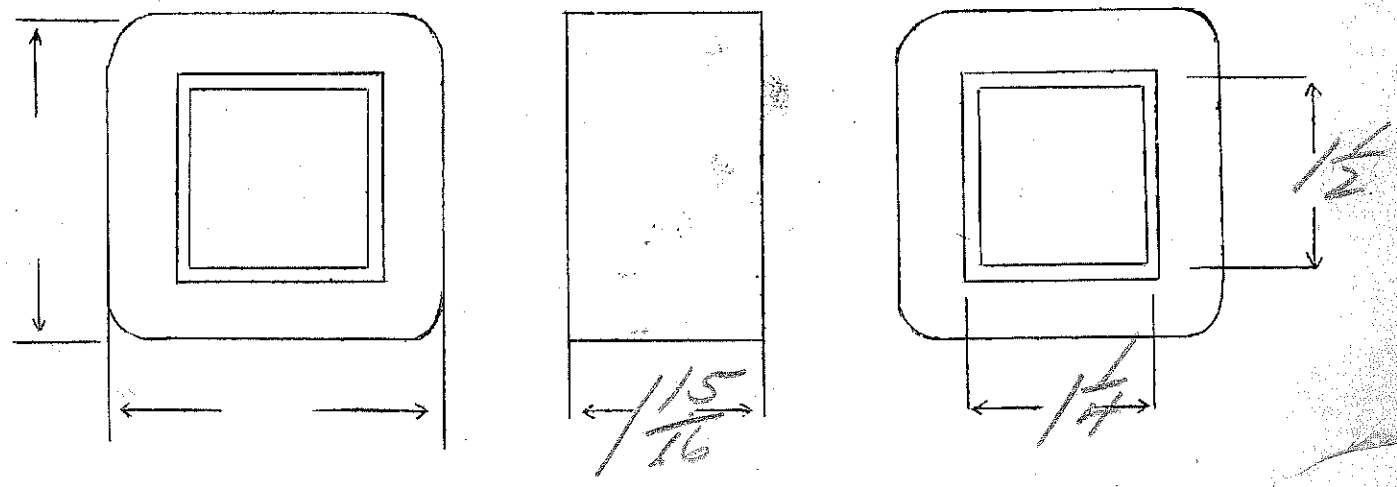


Ep - 200-210-220-230  
 Es - 480V.C.T. - 250Ma  
 Ef - 25V-10amp

3.2

SPEC. NO. 2865

Winding	SEC	SHIELD	PRI		F		
Turns	1650	118	735 704		9		
Taps	825		672-640		-		
Wind. Lgth.	1.75	1.75	1.75				
Wire Size	#28	#28	#24		# double #15		
T.P.L.	118-14		75-12				
Kind Term.	#28 P.M.	W.O.	#20 P.M.		WIRE ONLY		
Term. Lgth.	9"	3"	9"		9"		
Layer Insul.	double 20 #		50 #				
Test Volt.	2500		1250				
Wrapper	20070C 3622	100VC	20070A		20070A		
TUBE	7007			IMPREGNATION	VARNISH		
CORE	1/4 x 1/2				PRIMARY V.A.		
MOUNTING	A						



DESIGNED BY *Sw.*

DATE 3/5/37

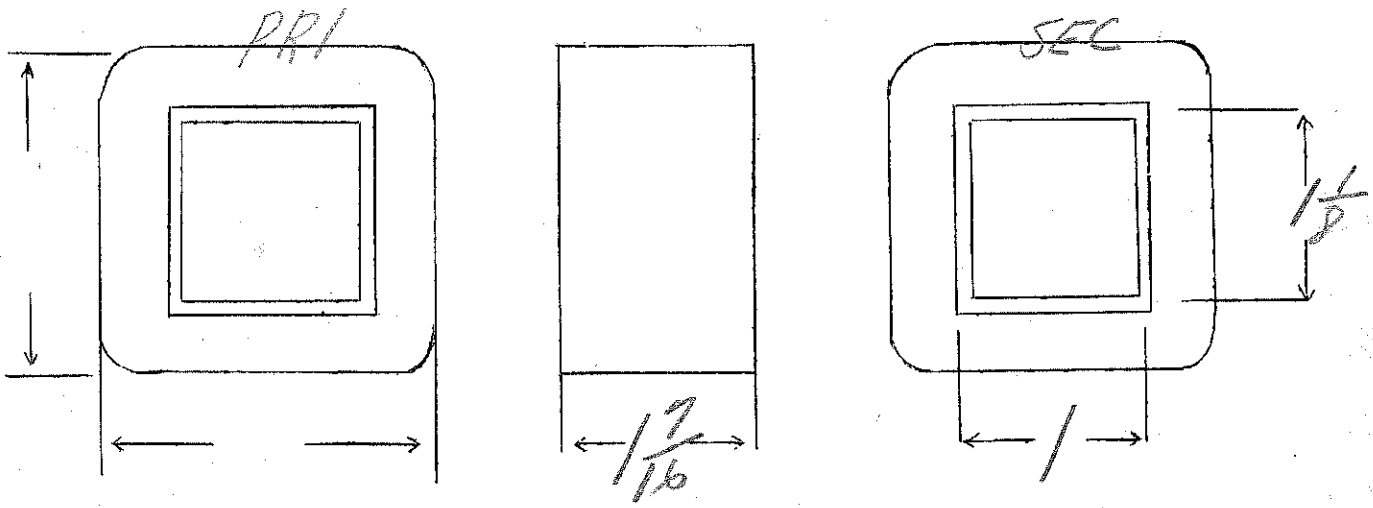
Ep - 200 - 210 - 220 - 230  
 Brown White Black Yellow - Green

EF - 75V. 4amp

SPEC. NO. 2866

Winding	PRI		5.2 white SEC				
Turns	1200 1145		44				
Taps	1095 - 1045		22				
Wind. Lgth.	1.25		1.25				
Wire Size	#29		#16				
T.P.L.	95-14		22				
Kind Term.	#30 #20 Braid		WIRE ON LY				
Term. Lgth.	9"		9"				
Layer Insul.	40#						
Test Volt.	1250		1250				
Wrapper	3L0058A		3L0058A				

TUBE	7L007	IMPREGNATION	VARNISH
CORE	1 x 1 1/8	PRIMARY V.A.	
MOUNTING	A		



DESIGNED BY SW

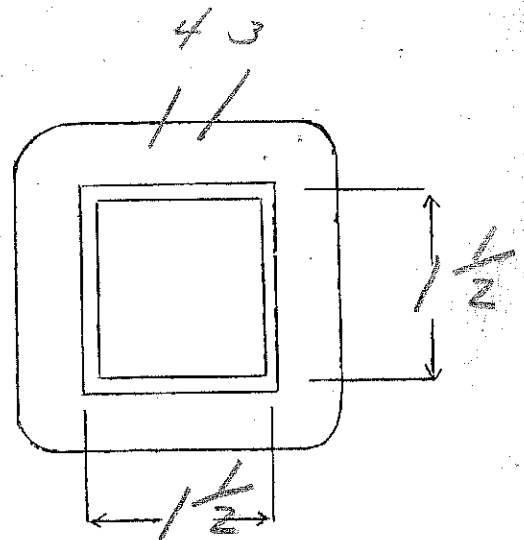

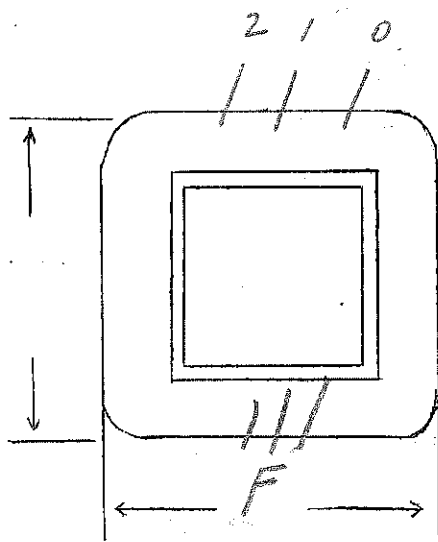
DATE 3/3/37

Ep - 200-210-220-230V  
 Ef - 5VCT - 20 amp - 7500V Ins.

SPEC. NO. 2867

28

Winding	PRI		FIL			
Turns	645		16			
Taps	615 588 560		8		Sil Br CT.	
Wind. Lgth.	2 3/8		15"			
Wire Size	#23		#10 Squared			
T.P.L.	90		2L-			
Kind Term.	WIRE ONLY					
Term. Lgth.	4"		4"			
Layer Insul.	.007 Kraft					
Test Volt.	1250		7500			
Wrapper	3L007VC		3L007VC			
	3L005GA		3L005GA			
TUBE	9L007		IMPREGNATION		VARNISH	
CORE	1/2 x 1/2		PRIMARY V.A.			
MOUNTING	G - Lug in panel					



DESIGNED BY

*JSW*

DATE

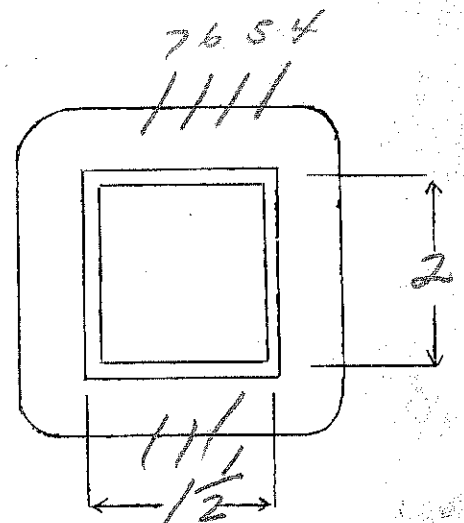

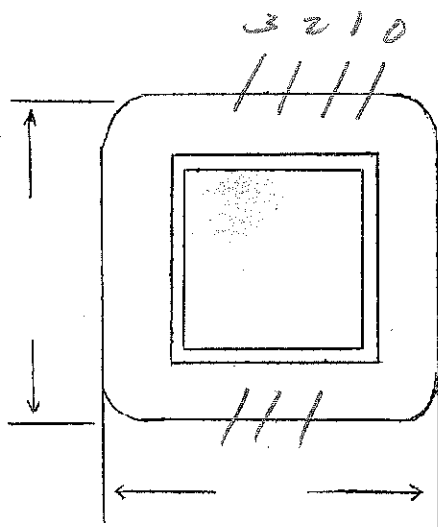
3/3/37

Ep-200-205-210-215-220-225-230V

E<sub>s1</sub> - 115V-10amp VA=230

E<sub>s2</sub> - 115V-10amp - N/E=2.0 SPEC. NO. 2868

Winding	PRI		F <sub>1</sub>	F <sub>2</sub>			
Turns	460 450	420 410	26	26			
Taps	440 430	400	13	13			
Wind. Lgth.	2 <sup>3</sup> / <sub>8</sub>		—	—			CT. 3 strands Sil Br
Wire Size	#20		#11	#11			
T.P.L.	71-7L		1L	1L			
Kind Term.	WIPE ONLY						
Term. Lgth.	4"		4"	4"			
Layer Insul.	.007 Kraft						
Test Volt.	1250		1250				
Wrapper	3L005GA		3L005GA	2L005GA 1L01DRR			
TUBE	9L007		IMPREGNATION				Varnish
CORE	1 1/2 x 2		PRIMARY V.A.				
MOUNTING	G - lug in panel						



DESIGNED BY *SW*

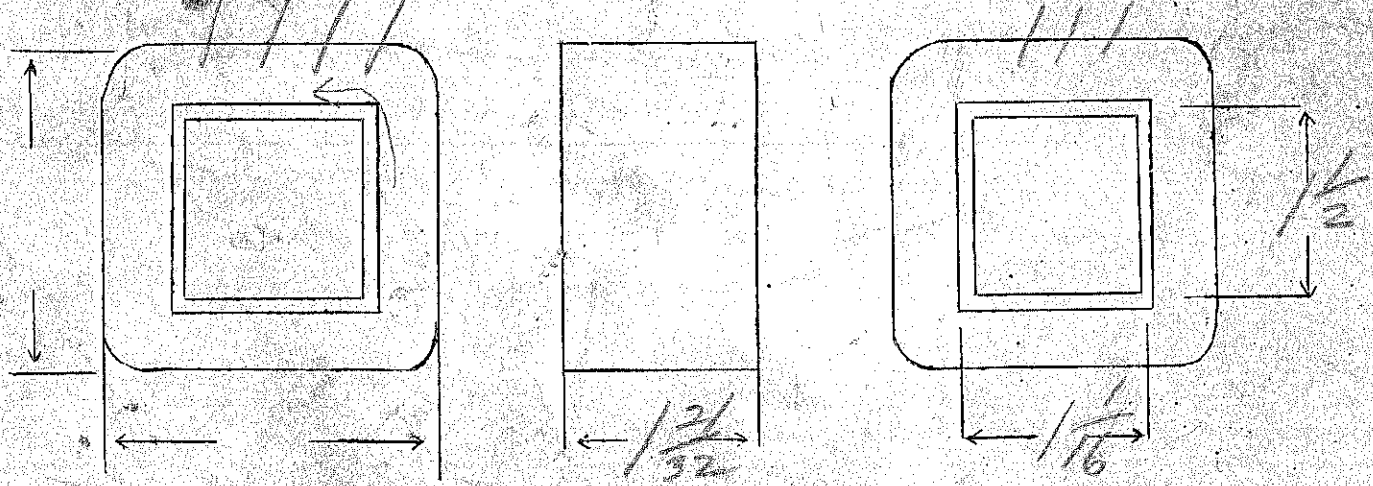
DATE 3/3/37

Special reduced capacity transformer  
 120-109-98-87-76-65V for 300. with load  
 Continuous 35 45  
 SPEC. NO. 2869

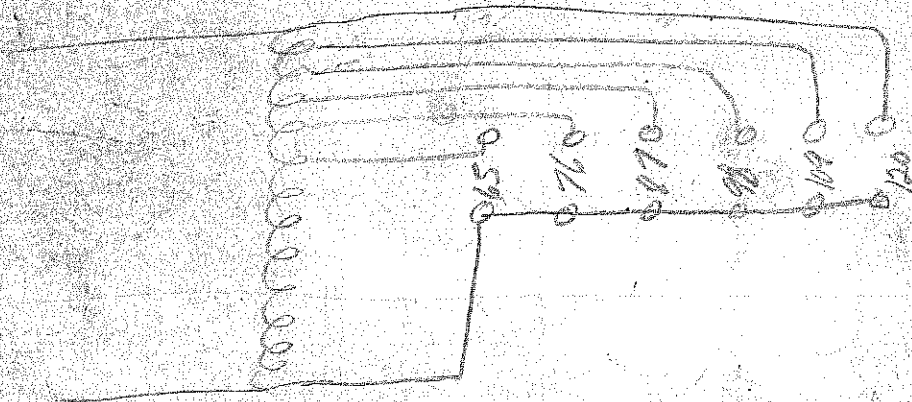

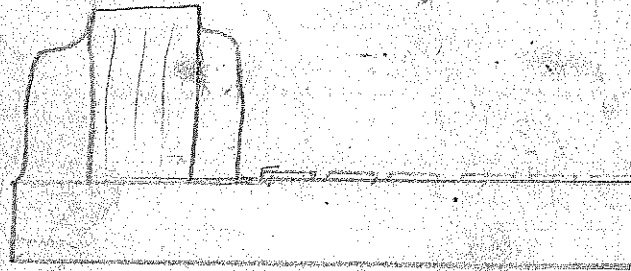
Winding							
Turns	280	91	95	33			
Taps	0 block	45	48				
Wind. Lgth.	1 $\frac{31}{32}$	1 $\frac{31}{32}$					
Wire Size	#23	#26	#18	#16			
T.P.L.	59.5	225	3L	2L			
Kind Term.	WIRE	ONLY	- leaving				
Term. Lgth.	13"	13"	13"				
Layer Insul.	587	007 Kraft					
Test Volt.							
Wrapp				3L0056A			

TUBE	7L007	IMPREGNATION	VARNISH
CORE	1 $\frac{1}{16}$ x 1 $\frac{1}{2}$	PRIMARY V.A.	
MOUNTING	4 - on special chassis		

- Black 0 - 0 23
- white 1 - 65 23-20
- green 2 - 76
- Red 3 - 87
- Blue 4 - 98
- white 5 - 109
- Black 6 - 120



DESIGNED BY *SLW* DATE 3/5/37

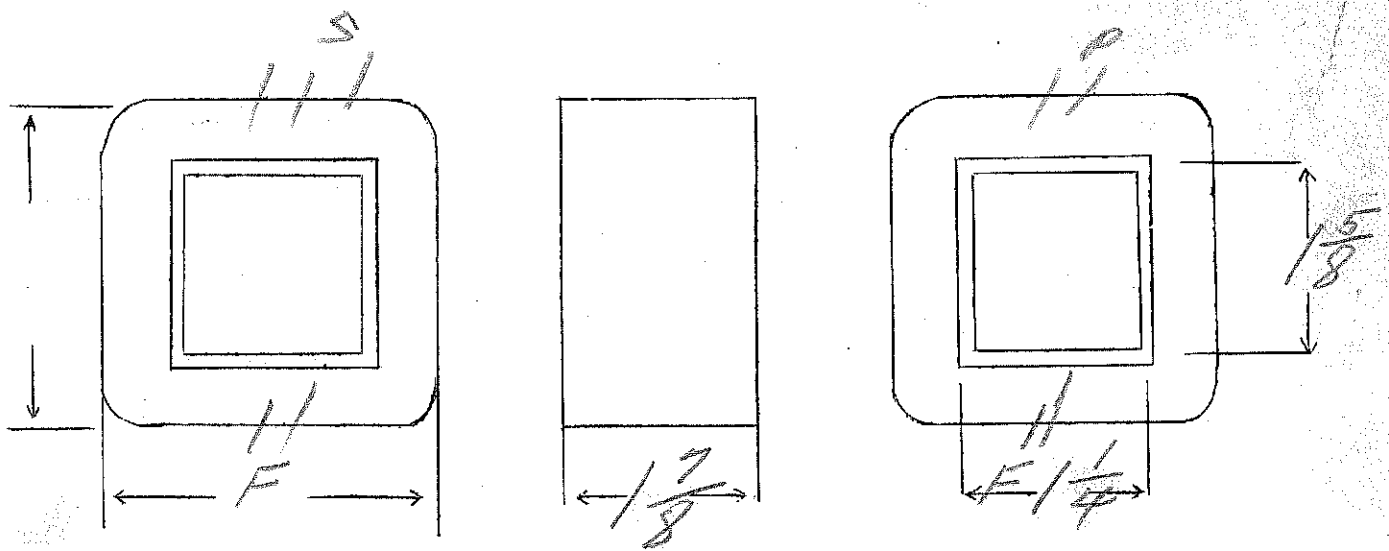


$E_1 - 115V$   
 $E_2 - 3000VOT - 10MA$   
 $E_1 = E_2 = 2.5V - 1.75 \text{ amps}$

$\frac{N}{E} = 33$   
 SPEC. NO. 2870

Winding	SEC	PRI	F <sub>1</sub>	F <sub>2</sub>		
Turns	10800	380	9	9		
Taps	5400	—	—	—		
Wind. Lgth.	1"	1 3/8"	1"	1"		
Wire Size	#38	#25	#20	#20		
T.P.L.	2/6-50	64-6	1 layer		space 3/8" between, with 2007VC Ins and at least 1/2" from each edge of coil. Ins. Delmic Fil - 2500 V.	
Kind Term.	#20 Dulac	WIRE ONLY	WIRE ONLY			
Term. Lgth.	4"	3"	3"	3"		
Layer Insul.	double 20 #	50 #				
Test Volt.	7500	5000	7500	7500		
Wrapper	4007VC	3007VC 2007GA		3007VC 2007GA		
TUBE	7007 + 2007VC		IMPREGNATION		VARNISH	
CORE	1/4 x 1 5/8 - 2x2			PRIMARY V.A.		
MOUNTING	BB					

leads in sec inserted in winding.  
 Insulate under panel with 20007VC  
 2007GA extra



DESIGNED BY *SW* DATE 3/5/37

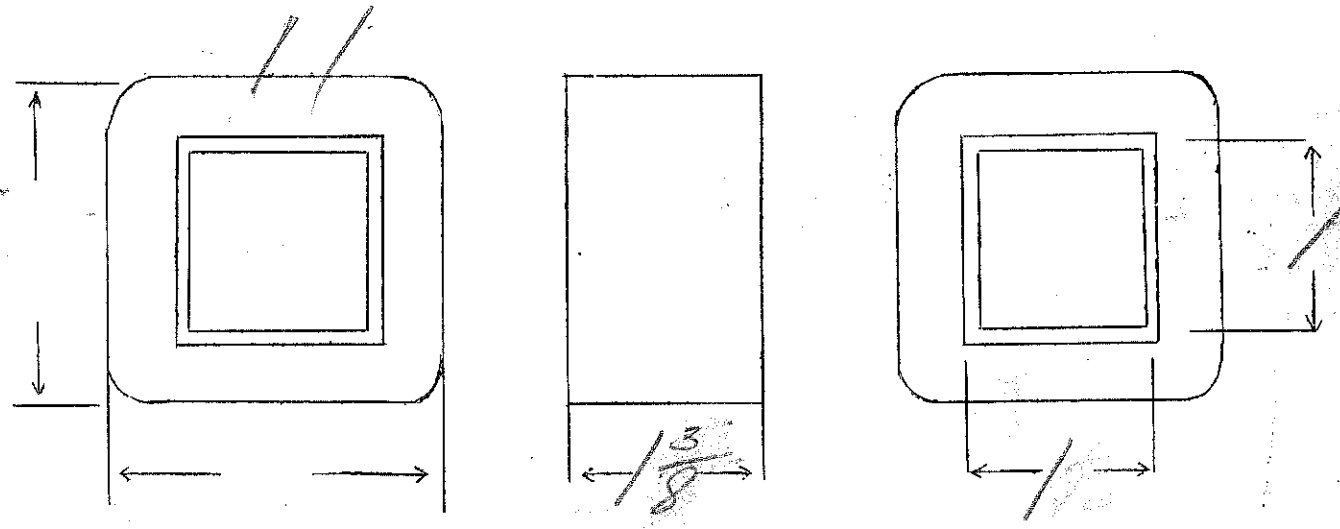
25H- 10 ma - 7500 V. Ins.

SPEC. NO. 2871 choke

Winding	P						
Turns	6000						
Taps	-						
Wind. Lgth.	1/2"						
Wire Size	#38						
T.P.L.	117-56						
Kind Term.	#20 Dialok						
Term. Lgth.	9"						
Layer Insul.	20 #						
Test Volt.	7500						
Wrapper	#2007VC 3#2005EA						

TUBE	7#007 + 2#2007VC	IMPREGNATION	WAX
CORE	1x1 - 24# Bitt stick	PRIMARY V.A.	
MOUNTING	B- leads	.005 gap	

start lead in coil.



DESIGNED BY *SW*

DATE 3/5/37



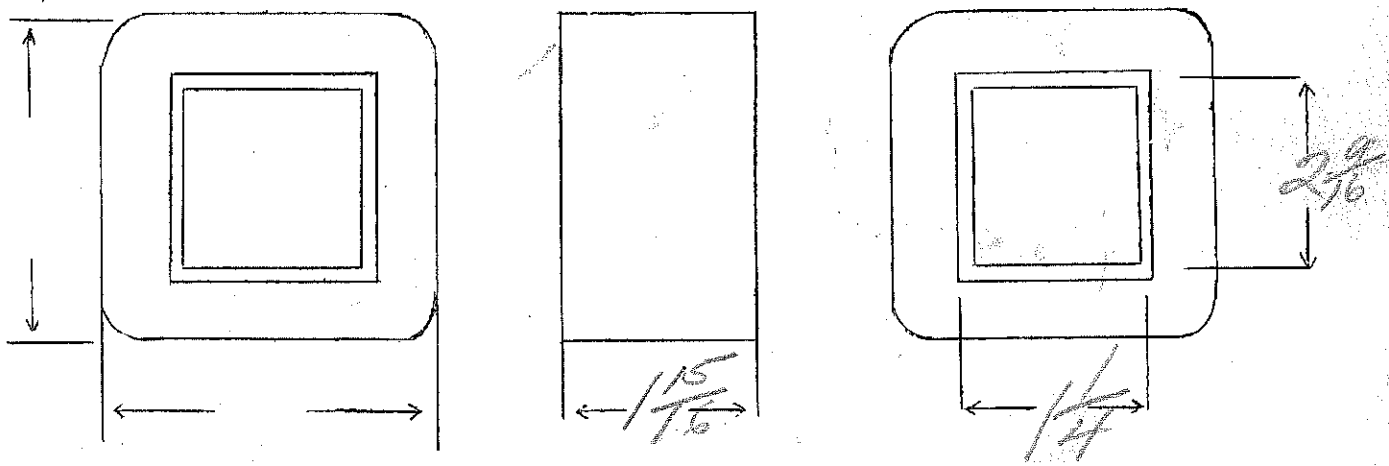
Ep - 170  
 Es - 750VCT - 280ma  
 Ef1 - 5VCT - 6 amp

Ef2 - 0.5VCT - 6amp  
 Es2 - 30VCT - 200ma  
 186

SPEC. NO. 2873

Winding	SEC <sub>1</sub>	SEC <sub>2</sub>	SHIELD	P.	F <sub>1</sub>	F <sub>2</sub>	
Turns	1540	64	112	222	10	13	
Taps	770	32			5	7	
Wind. Lgth.	1.75	1.75	1.75				
Wire Size	#28	#28	#28	#20	#15	#15	
T.P.L.	112-14			45-5			
Kind Term.	#20 Pwr In	NO.	#20 Pwr In	WIPE ONLY			
Term. Lgth.	9"	3"	9"				
Layer Insul.	double 20#			50#			
Test Volt.	2500						
Wrapper	1007K	1007VC	1007KC	2007BR		2007CA	
TUBE	76097	IMPREGNATION			Varnish		
CORE	1 7/8 x 2 3/16	PRIMARY V.A.					
MOUNTING	A						

Sec<sub>1</sub> Red - Blue CT.  
 Sec<sub>2</sub> Green - White CT.



DESIGNED BY *Jaw*

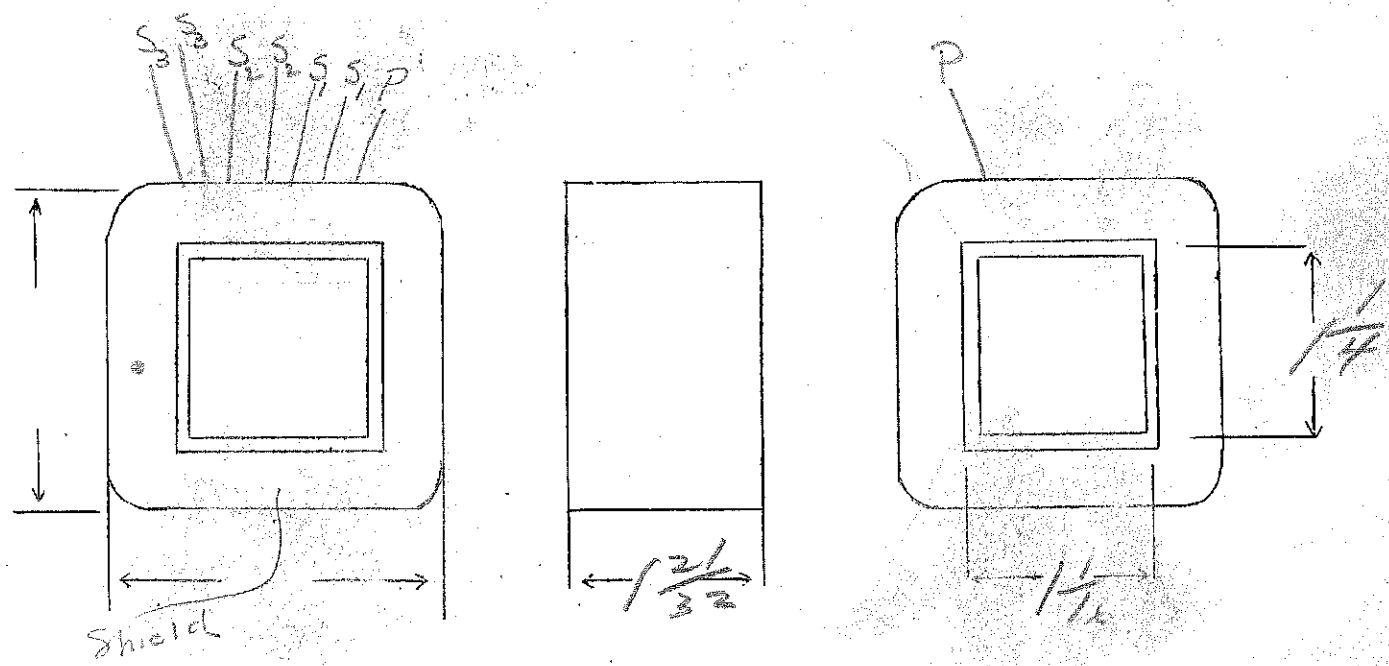
DATE *3/26/37*

Supply Voltage for 906  $E_{F1} = 5V - 2amp$   
 $E_{F2} = E_{F3} = 25V - 2amps$   
 $E_{F4} = 5V - 2amp$   
 $E_{S1} = 800V - 10ma$   $E_{S2} = 110V - 25ma$   $E_{S3} = 110V - 25ma$   
 SPEC. NO. 2874

Winding	PRI	SHIELD	S <sub>1</sub>	S <sub>2</sub> , S <sub>3</sub>	<sup>green</sup> F <sub>1</sub>	<sup>white</sup> F <sub>2</sub>	F <sub>3</sub>	F <sub>4</sub>
Turns	500	1	3800	530	25	12	12	25
Taps	-	-	-	each	-	-	-	12
Wind. Lgth.	1 7/16	1 7/16	1 7/16					
Wire Size	#25	3mm stock	#39	#38	#20	#19	#19	#20
T.P.L.	72-7	-	320-12	280-2				
Kind Term.	W.O	Silver	brnd	-	WIRE	ONLY		
Term. Lgth.	3"	3"	3"	3"	3"	3"	3"	3"
Layer Insul.	40#		double 16#	double 16#				
Test Volt.	1250		2500	1250				2500
Wrapper	12007VC	21007VC	21007VC	14007VC	31005GA			11007VC 14007VC 21005GA 21005GA

TUBE | 7L007 | IMPREGNATION | VARNISH  
 CORE | 1 1/16 X 1 1/4 | PRIMARY V.A. |  
 MOUNTING A-

Sec 1 - Red  
 Sec 2 - Blue  
 Sec 3 - Green

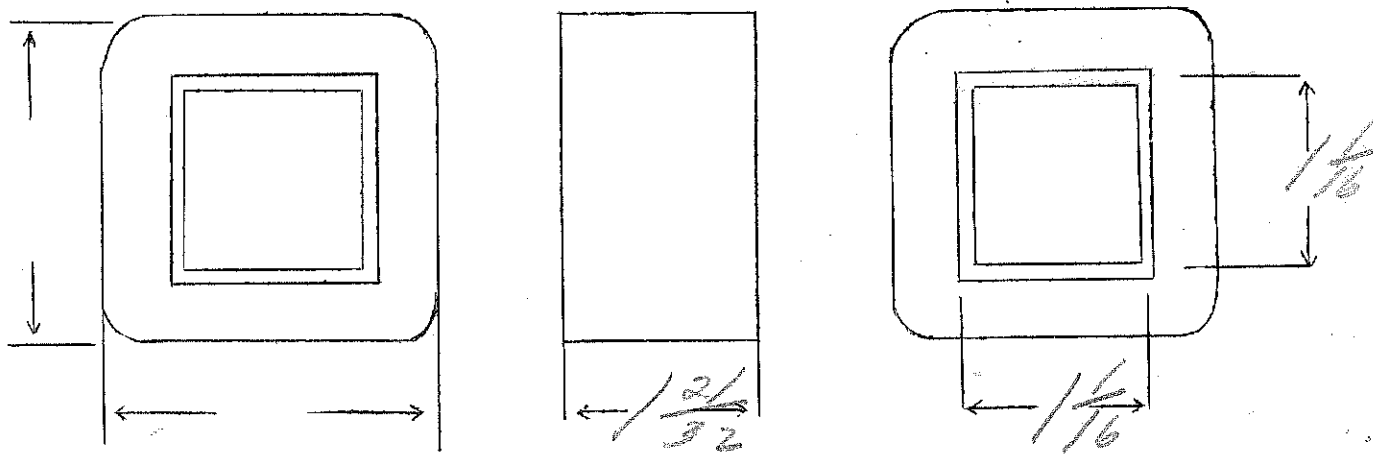


DESIGNED BY SW DATE 3/9/37

E<sub>1</sub> - 115V  
 E<sub>2</sub> - 1000V CT. 40 ma  
 E<sub>3</sub> - 5V 2amp  
 E<sub>2</sub> - 6.3V - 1amp  
 E<sub>3</sub> - 6.3V - 1amp  
 5.1

SPEC. NO. 2875

Winding	SEC	SHIELD	PR1	F <sub>1</sub>	F <sub>2</sub>	F <sub>3</sub>	
Turns	5600	70	612	28	36	36	
Taps	2800		—	—	—	—	
Wind. Lgth.	1 <sup>15</sup> / <sub>32</sub>	✓	✓	✓	✓	✓	
Wire Size	#37	#25	#25	#20	#23	#23	
T.P.L.	260-26		70-9				
Kind Term.	#20 Doraid	51 P <sub>2</sub>	#20 P <sub>2</sub>	WIPE OFF			
Term. Lgth.	9"	✓	✓	✓	✓	✓	
Layer Insul.	double 16#		40#				
Test Volt.	2500		1250	2500	1250		
Wrapper	20071C	10071C	20056A	30056A	20056A	20056A	
TUBE	7L007	IMPREGNATION			VARNISH		
CORE	1 <sup>1</sup> / <sub>16</sub> x 1 <sup>1</sup> / <sub>16</sub>	PRIMARY V.A.					
MOUNTING	A						



DESIGNED BY *Geo*

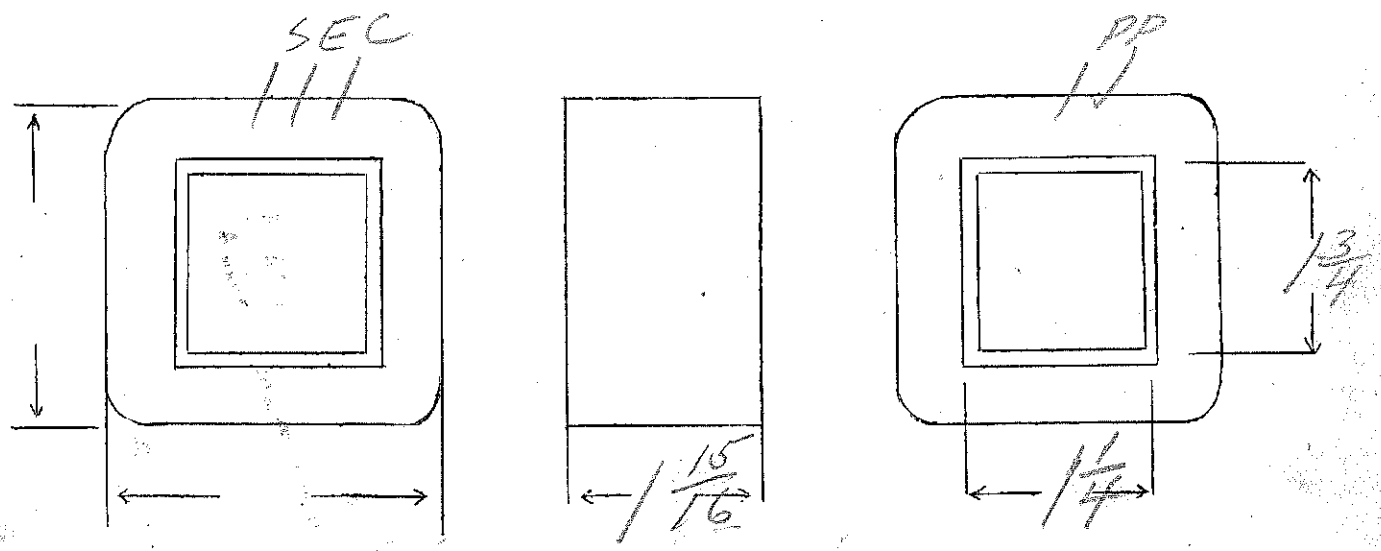
DATE *3/12/37*

Ep - 115 90%  
 Es - 250VCT - 150MA  
 Ef1 - 5V - 2amp  
 Ef2 - 2.5VCT - 3amp  
 Ef3 - 2.5VCT - 3amps  
 Ef4 - 6.3V - 1amp  
 Ef5 - 6.3V - 3amp

SPEC. NO. 2876

Winding	SEC	SHIELD	PRI	green F1	black F2	white F3	Red F4	Blue F5
Turns	2400	160	340	16	8	8	20	20
Taps	1200			—	4	4	—	—
Wind. Lgth.	1.75	1.75	1.75	—	—	—	—	—
Wire Size	#31	#31	#21	#20	#17	#17	#23	#17
T.P.L.	160-16		52-7L					
Kind Term.	#20 PBC	W O	#20 PBC	WIFE ONLY				
Term. Lgth.								
Layer Insul.	double 16#		50#					
Test Volt.								
Wrapper	1000 TNC	1000 TNC	2000 TNC	✓	✓	✓	✓	

TUBE 7607 IMPREGNATION VARNISH  
 CORE 1 1/4 x 1 3/4 PRIMARY V.A.  
 MOUNTING A



DESIGNED BY *JW*

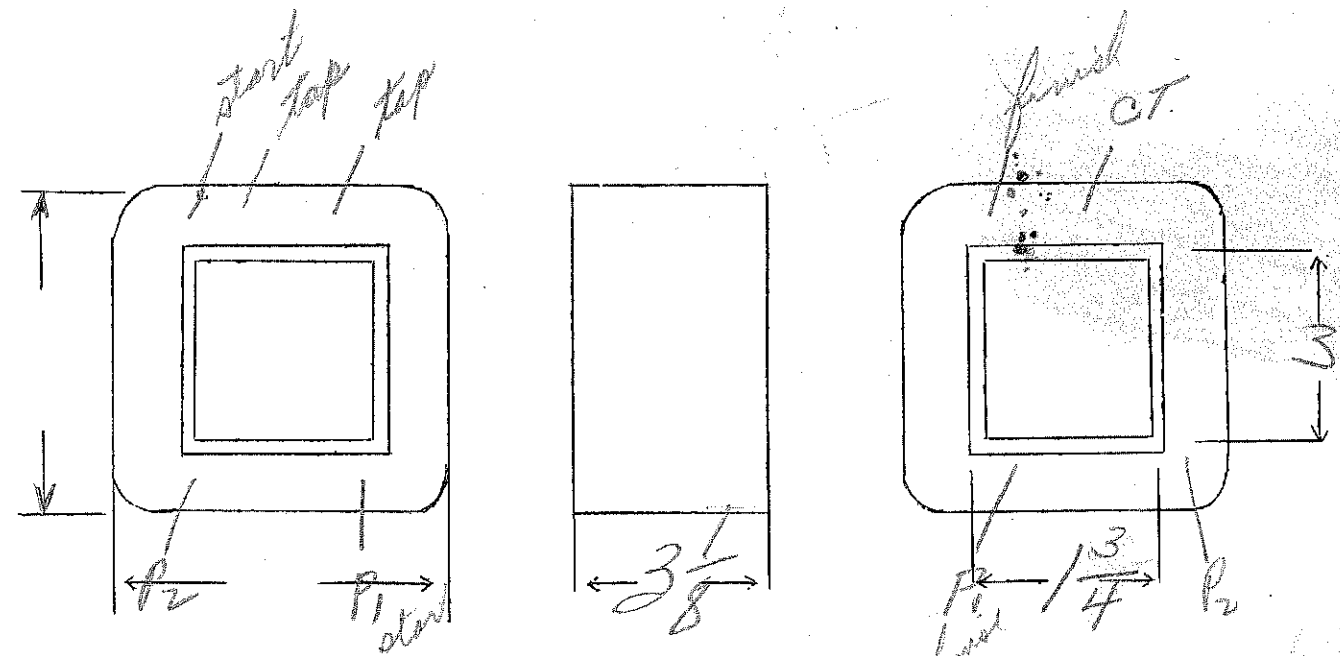
DATE 3/13/37

Ep - 120 or 240 series on parallel  
 Es - 3500 VCT - 350 MA  
 2600 VCT

SPEC. NO. 2878

1.2

Winding	SEC	PRI @	PRI @				
Turns	4500 3900	144	144				
Taps	2250 609	—	—				
Wind. Lgth.	22	—	—				
Wire Size	#27	#17	#17				
T.P.L.	150	3L	3L				
Kind Term.	WIPE ONLY						
Term. Lgth.	3"	3"	3"				
Layer Insul.	double 30 #	007 K/M					
Test Volt.	750						
Wrapper	3100 TVE 21005 GA	21005 GA	21005 GA				
TUBE	9100 T 21007 VE			IMPREGNATION	VARNISH		
CORE	1/4 x 3			PRIMARY V.A.			
MOUNTING	G						



DESIGNED BY Shawyer DATE 3/19/37

Ep-110-125Vets

Es-20VCT-4amp-5000V Ins

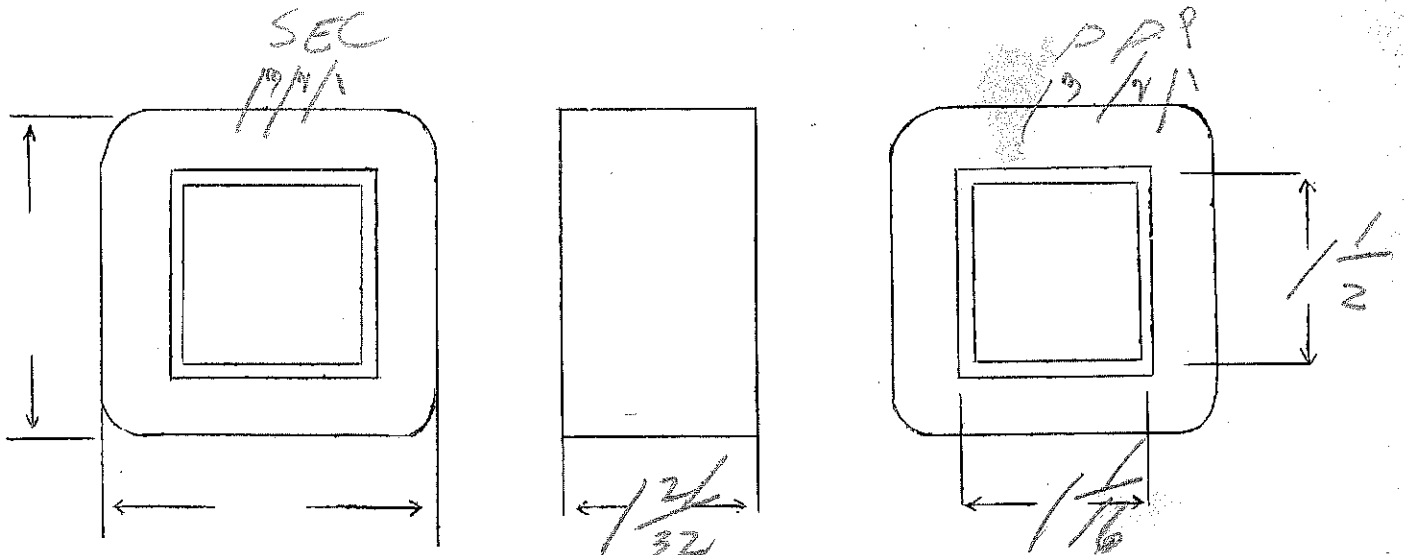
SPEC. NO.

2879

365

Winding	PRI	SEC				
Turns	450	82				
Taps	400	41				
Wind. Lgth.	$1\frac{15}{32}$	$1\frac{13}{8}$				
Wire Size	#22	#16				
T.P.L.	50-9	21-4				
Kind Term.	WIRE ONLY					
Term. Lgth.	3"	3"				
Layer Insul.	50#	-				
Test Volt.		5000-				
Wrapper	2000 TVE 110050A	2100 TVE 210050A				

TUBE	7607	IMPREGNATION	VARNISH
CORE	$1\frac{1}{16} \times 1\frac{1}{2}$	PRIMARY V.A.	
MOUNTING	B		



DESIGNED BY

*Guesner*

DATE

3/19/37

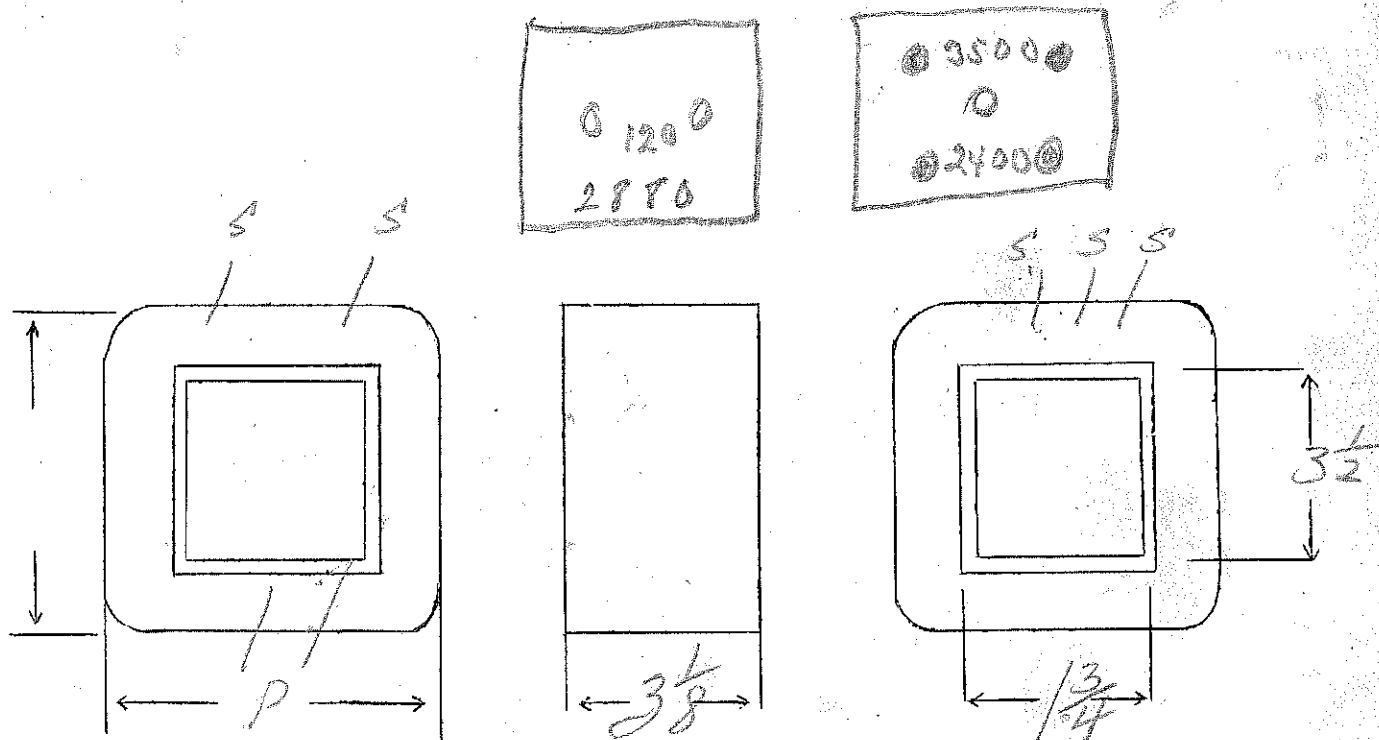
EP-120

VA = 550

ES - 3500VCT or 2400VCT. 325 mA

SPEC. NO. 2880

Winding	SEC		PR1			
Turns	3850		120			
Taps	3250 1925 - 600		-			
Wind. Lgth.	2 1/4"		-			
Wire Size	#27		#13			
T.P.L.	135		56			
Kind Term.	WIRE ONLY					
Term. Lgth.	4 1/2"		4"			
Layer Insul.	40#		407 Kraft			
Test Volt.	2500					
Wrapper	31007VC 31005EA		31005EA			
TUBE	91007+2400VCT		IMPREGNATION	VARNISH		
CORE	1 3/4 x 3 1/2		PRIMARY V.A.			
MOUNTING	C					



DESIGNED BY

G. W. Laver

DATE

3/2/37

Ep - 120-110V -

VA = 40

E<sub>F1</sub> - 2.5V - C.T. - 5amp

N/E = 5.7

E<sub>F2</sub> - 7.5V - C.T. - 3.5amp

SPEC. NO.

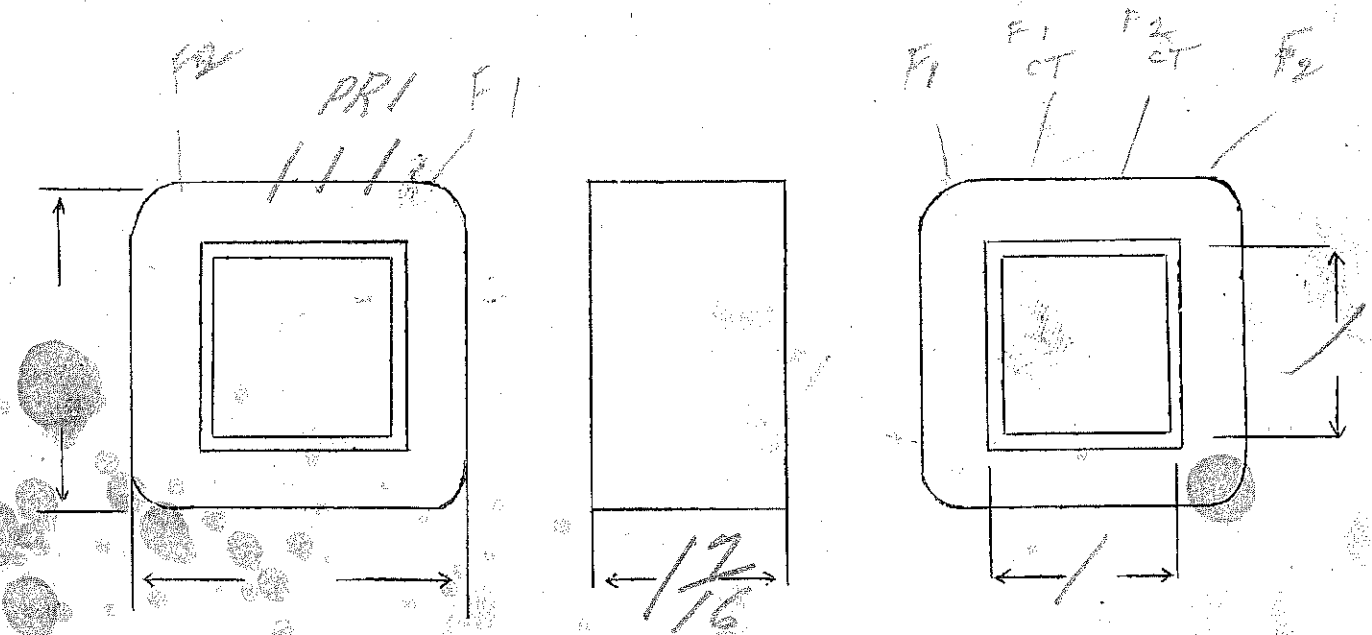
2881

Winding	Black	White				
	PRI	F <sub>1</sub>	F <sub>2</sub>			
Turns	685	16	48			
Taps	628	8	24			
Wind. Lgth.	1.25	-	-			
Wire Size	#26	#16	#17			
T.P.L.	67	14	24			
Kind Term.	#20 PWB	WIRE ONLY				
Term. Lgth.	9"	9"	9"			
Layer Insul.	40H					
Test Volt.	1250					
Wrapper	2L0056A	2L0056A	2L0056A			

TUBE | 76007 | IMPREGNATION | VARNISH

CORE | 1X1 | PRIMARY V.A. |

MOUNTING | A |



DESIGNED BY

*Y. Weaver*

DATE

3/9/37



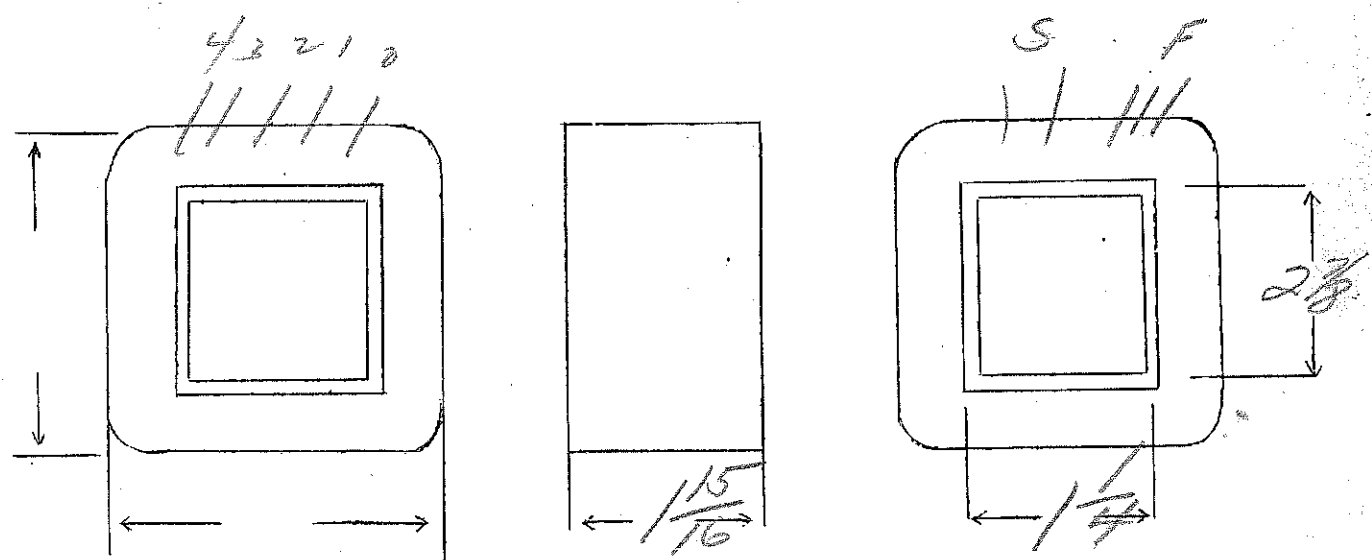
Ep - 110+115-120-125  
 Es - 1400V - 150 MA  
 Ef - 10V.C.T. - 4 amp

VA = 240

164

SPEC. NO. 2882

Winding	SEC	PRI		FIL			
Turns	2450	205 197		18			
Taps	-	188-180		9			
Wind. Lgth.	1 7/8	1 3/4					
Wire Size	#30	#18		double #19			
T.P.L.	136-18	32-6					
Kind Term.	WIKE	ONLY					
Term. Lgth.	3"	3"		3"			
Layer Insul.	double 16#	.007 Kraft					
Test Volt.	5000	1250		1250			
Wrapper	21007VC 210076A	210076A		210076A			
TUBE	710074 11007VC			IMPREGNATION	VARNISH		
CORE	1 1/4 x 2 7/8			PRIMARY V.A.			
MOUNTING	B						



DESIGNED BY *Guwaver* DATE *3/5/37*

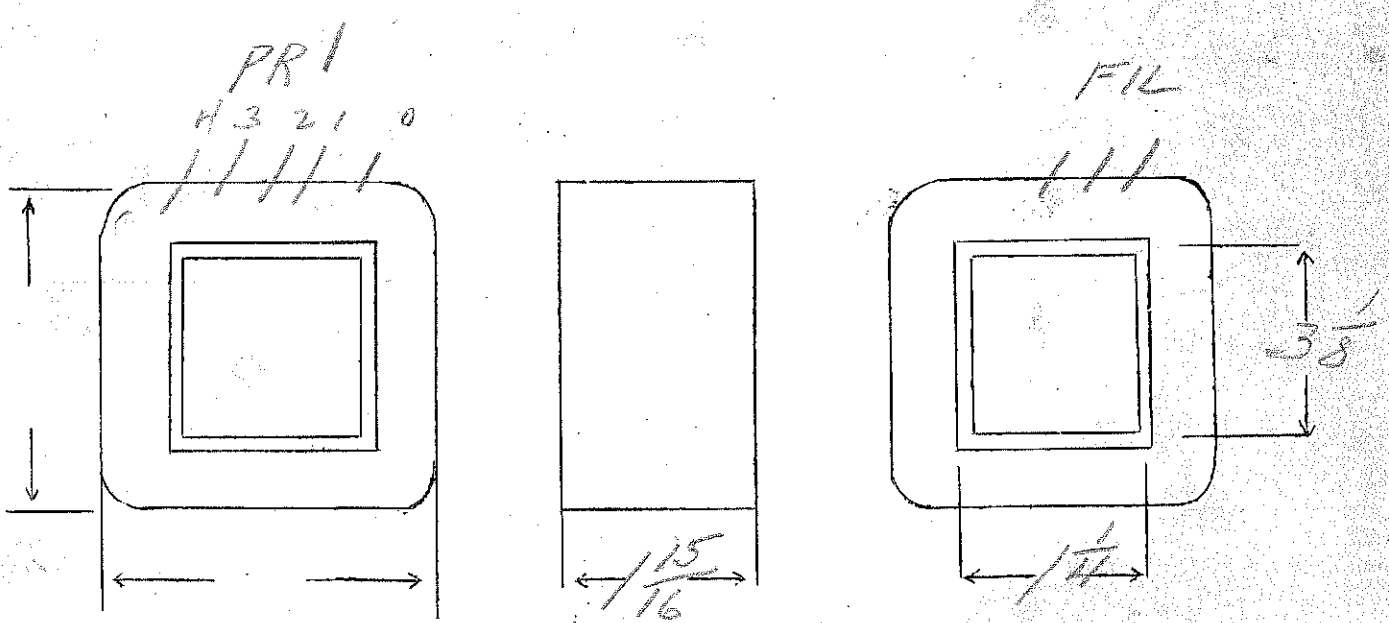
Ep - 120-115-110-90 - to control pri of trans with sec  
 EF - 10.5V - 6.5 amp rating of 2500V - 250Ma - half wave  
 AUTO TRANSF. 1.55 SPEC. NO. 2884

Winding	Continuous		FIL		
Turns	144	42	18		
Taps		34-27	9		
Wind. Lgth.	1.75				
Wire Size	#16	#12	#14		
T.P.L.	30-475L	2.25L			
Kind Term.	WIRE ONLY				
Term. Lgth.	3"	3"	3"		
Layer Insul.					
Test Volt.					
Wrapper		210076A	210076A		

TUBE 71007 IMPREGNATION VARNISH  
 CORE 1/4 x 3/8 PRIMARY V.A.  
 MOUNTING B wrap Panel in

15  
13  
12.5  
12

109  
81



DESIGNED BY *sw*

DATE 3/8/37

11.5  
12.0  
12.5  
14.5

60V input - auto transformer. 110-115  
 100, 110, 120, 130V output

300 watt

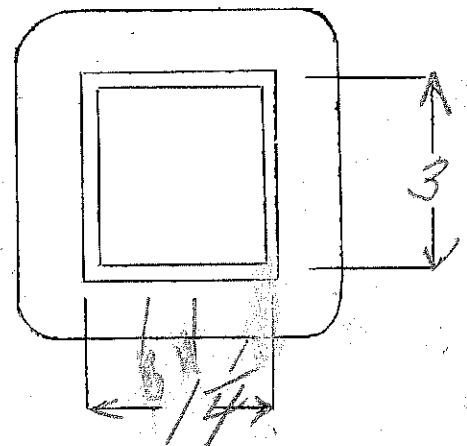

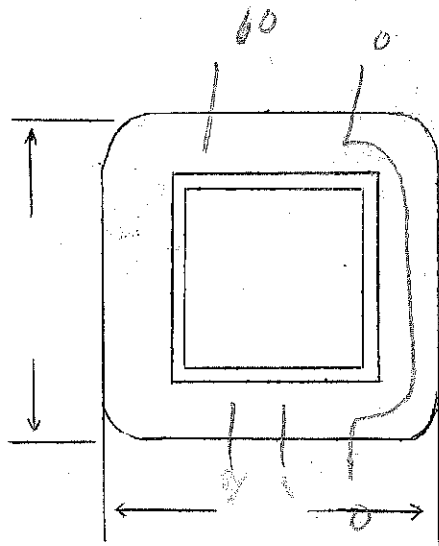
1.86

SPEC. NO.

2885

1100 list

Winding	P						
Turns	240						
Taps	222 - 203 - 185 - 108						
Wind. Lgth.	1.75						
Wire Size	#16						
T.P.L.	8L						
Kind Term.	WIRES ONLY						
Term. Lgth.	4"						
Layer Insul.	007 K <sub>2</sub> /S						
Test Volt.	1250						
Wrapper	20070A						
TUBE	92007	IMPREGNATION			VARNISH		
CORE	1/4 x 3	PRIMARY V.A.					
MOUNTING	F						



DESIGNED BY

*GW*

DATE

3/23/37

Ep - 120  
 ES 2500V - 400ma (average)

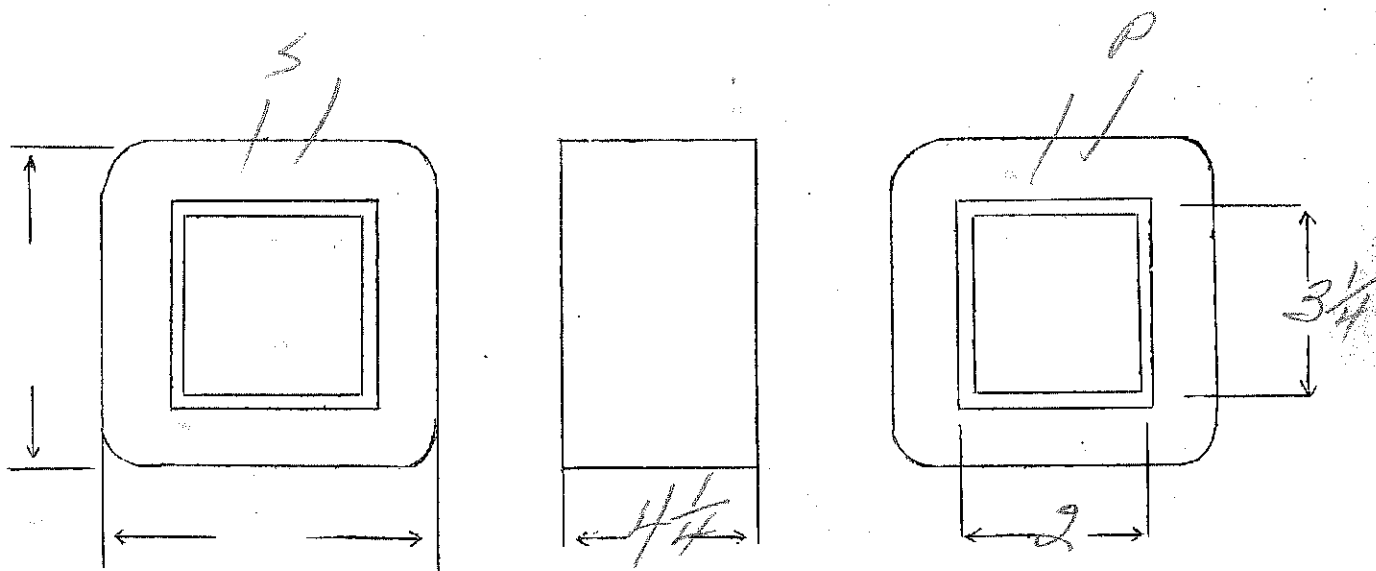
SPEC. NO. 2886

Winding	SEC	PR1				
Turns	2700	120				
Taps	—	—				
Wind. Lgth.	3 1/2	3 3/4				
Wire Size	#23	#10				
T.P.L.	135-20	4L				
Kind Term.	#20 Dulac	007 Kraft				
Term. Lgth.	9 1/2	4 1/2				
Layer Insul.	double 40#	007 Kraft				
Test Volt.	7500	2500				
Wrapper	3L00VC 21005GA	21005GA 14010RD				

TUBE | 910074 21007VC | IMPREGNATION | Varnish

CORE | 213 1/4 | PRIMARY V.A. |

MOUNTING | C - vented aluminum shell



DESIGNED BY *GW*

DATE *4/1/37*


Ep-118  
 ES-850V CT-175 ma  
 EF<sub>1</sub>-5V-3amp CT. EF<sub>2</sub>-6.3V-3amp CT.

95

SPEC. NO. 2887

Winding	SEC	SHIELD	PRI	<sup>green</sup> F <sub>1</sub>	<sup>blue</sup> F <sub>2</sub>		
Turns	2300	146	296	14	17		
Taps	1150	—	—	7	9		
Wind. Lgth.	1.75	1.75	1.75	—	—		
Wire Size	#30	#30	#20	#17	#17		
T.P.L.	146-16		7L	1 layer			
Kind Term.	#20 Prt 6	W.O.	#20 Prt 6	WIRE ONLY			
Term. Lgth.			9"	9"	9"		
Layer Insul.			50#				
Test Volt.							
Wrapper	110076 3L 20	110076	210076	210076	210076		

TUBE	7L0P7	IMPREGNATION	VARNISH
CORE	1/4" x 2	PRIMARY V.A.	
MOUNTING	A		



DESIGNED BY

*GW*

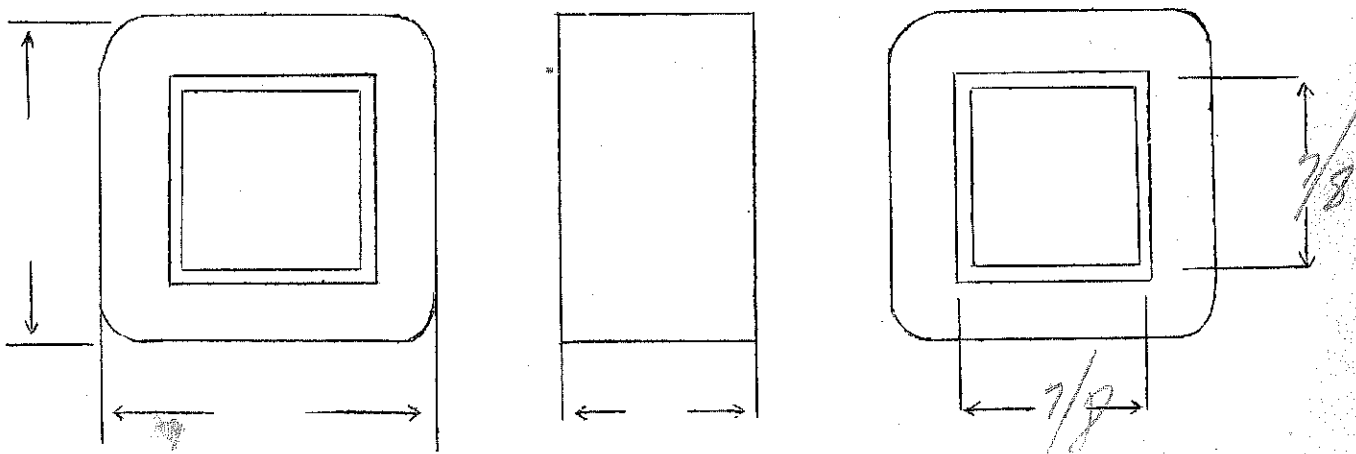
DATE

3/19/37

SPEC. NO. 2888 auto B

Winding							
Turns							
Taps							
Wind. Lgth.							
Wire Size							
T.P.L.							
Kind Term.							
Term. Lgth.							
Layer Insul.							
Test Volt.							
Wrapper							

TUBE	IMPREGNATION	VARNISH
CORE	PRIMARY V.A.	
MOUNTING		



DESIGNED BY *SW*

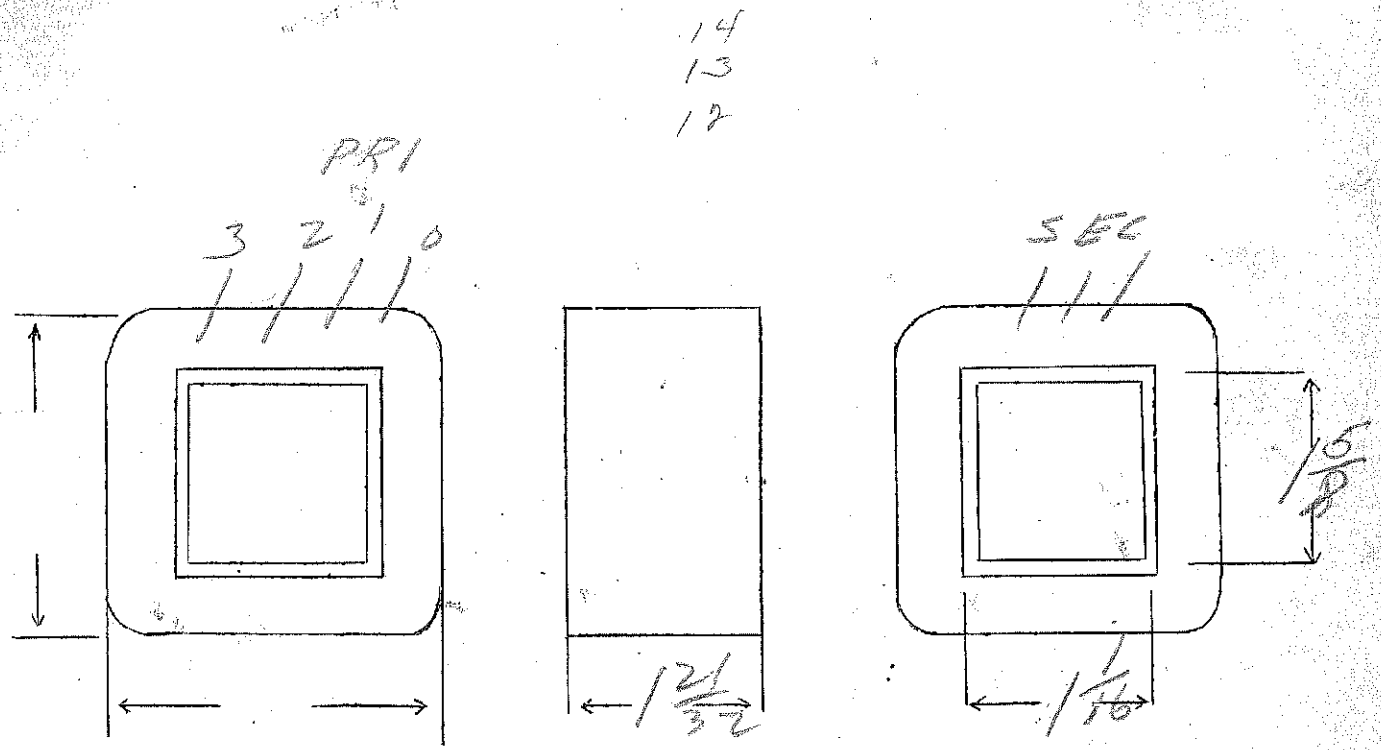
DATE *3/15/37*

Ep - 105-115-125  
 Es - 10VCT - 8amp

3.4 SPEC. NO. 2889

Winding	PRI	SEC				
Turns	425	39				
Taps	391 360	20				
Wind. Lgth.	115 32	✓				
Wire Size	#22	Double #16	tap on	only		
T.P.L.	48-10	4L				
Kind Term.	WIRE	ONLY				
Term. Lgth.	3"	3"				
Layer Insul.	50H					
Test Volt.	1250	✓				
Wrapper	3405GA	3405GA				

TUBE	76907	IMPREGNATION	Varnish
CORE	146x 15/8	PRIMARY V.A.	
MOUNTING	Q		Panel



DESIGNED BY *Yw*

DATE 3/21/37

Special 15 amp line filter unit

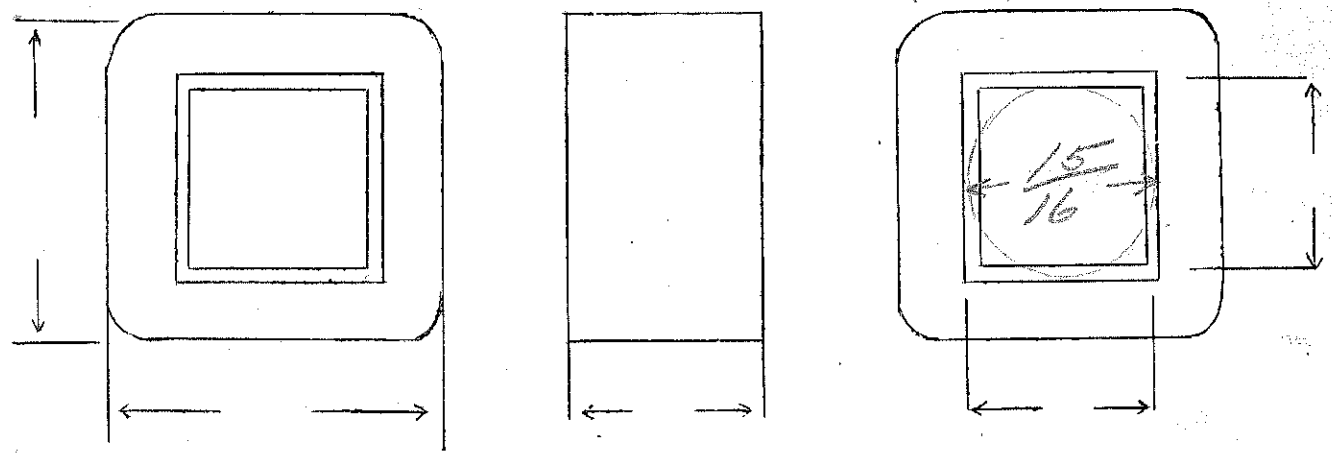
4 coils on 2 frames

SPEC. NO. 2890

Winding							
Turns	21						
Taps							
Wind. Lgth.	2 1/2						
Wire Size	#11						
T.P.L.							
Kind Term.	W.O.						
Term. Lgth.	1"						
Layer Insul.							
Test Volt.							
Wrapper							

TUBE		IMPREGNATION	
CORE		PRIMARY V.A.	
MOUNTING			

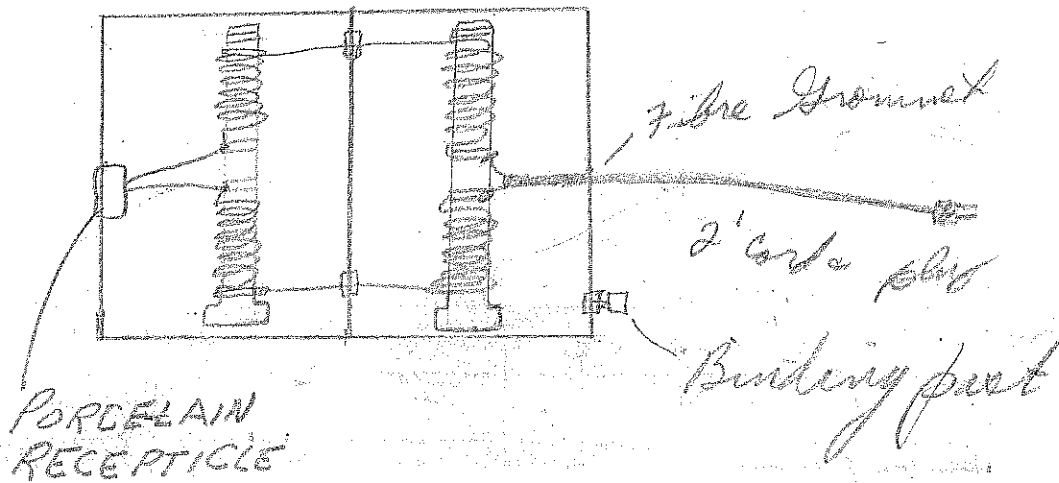
OVER



DESIGNED BY *SW*

DATE 3/24/37





each coil 20T # 11 SPE. on  $15/16$  D x 7" long  
 Porcelain tubing

use end castings as supplied by Fischer  
 with sheet metal top and bottom.

Ep-115-120-125.

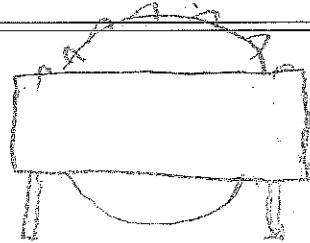
Es-10V-10amp

334

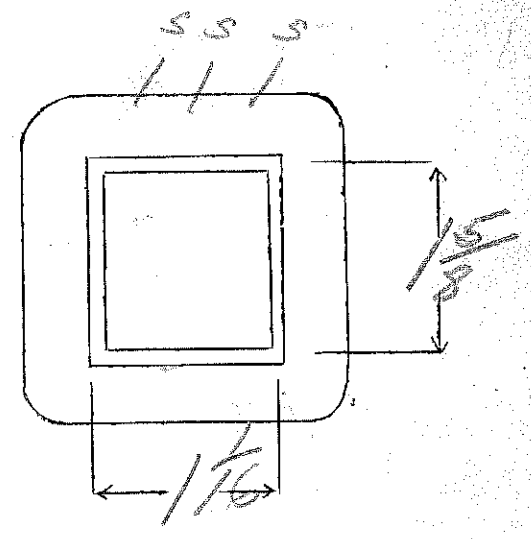

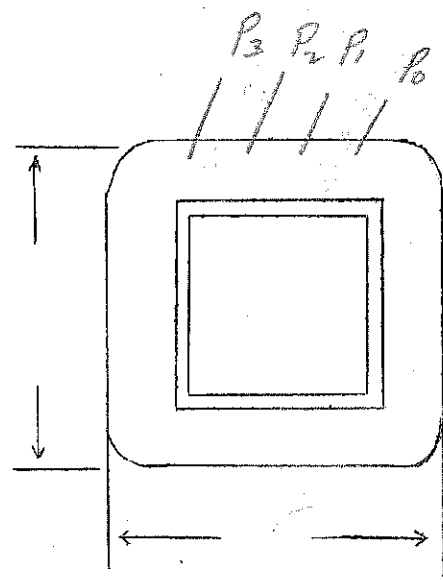
SPEC. NO. 2891

Winding	PR1	SEC				
Turns	418	37				
Taps	400 385	19				
Wind. Lgth.	1 1/32					
Wire Size	#22	#13				
T.P.L.	50-10	2L				
Kind Term.	WIRE ONLY					
Term. Lgth.	3"	3"				
Layer Insul.	50#					
Test Volt.		2500				
Wrapper	310056A	310056A				

TUBE	700.7	IMPREGNATION	Varnish
CORE	1/16 x 1/8	PRIMARY V.A.	
MOUNTING	C-		



no shell covers



DESIGNED BY Weaver

DATE 4/1/37

Ep - 120V  
 E.S - 1250V - 350 ma

115

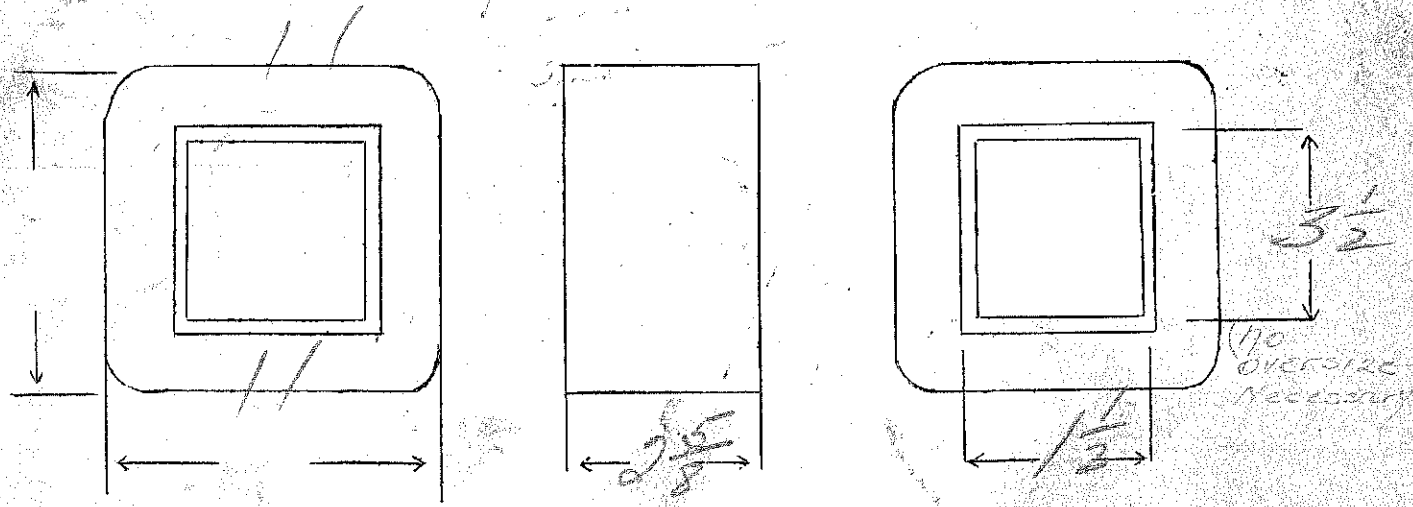
SPEC. NO. 2892

Winding	SEC	PRI				
Turns	1580	138				
Taps	—	—				
Wind. Lgth.	2 5/16					
Wire Size	#26	#13				
T.P.L.	123-13	28-5				
Kind Term.						
Term. Lgth.						
Layer Insul.	Dauk 50#	007				
Test Volt.	5000					
Wrapper	2007WC 210058					

TUBE 900 T / 1007WC IMPREGNATION Varnish  
 CORE 1/2 x 3 1/2 PRIMARY V.A.  
 MOUNTING G - sheet metal cover

UNC

See 120  
 See 106



DESIGNED BY *glw*

DATE 3/25/37

Ep- 120 or 195V

Es- 2200

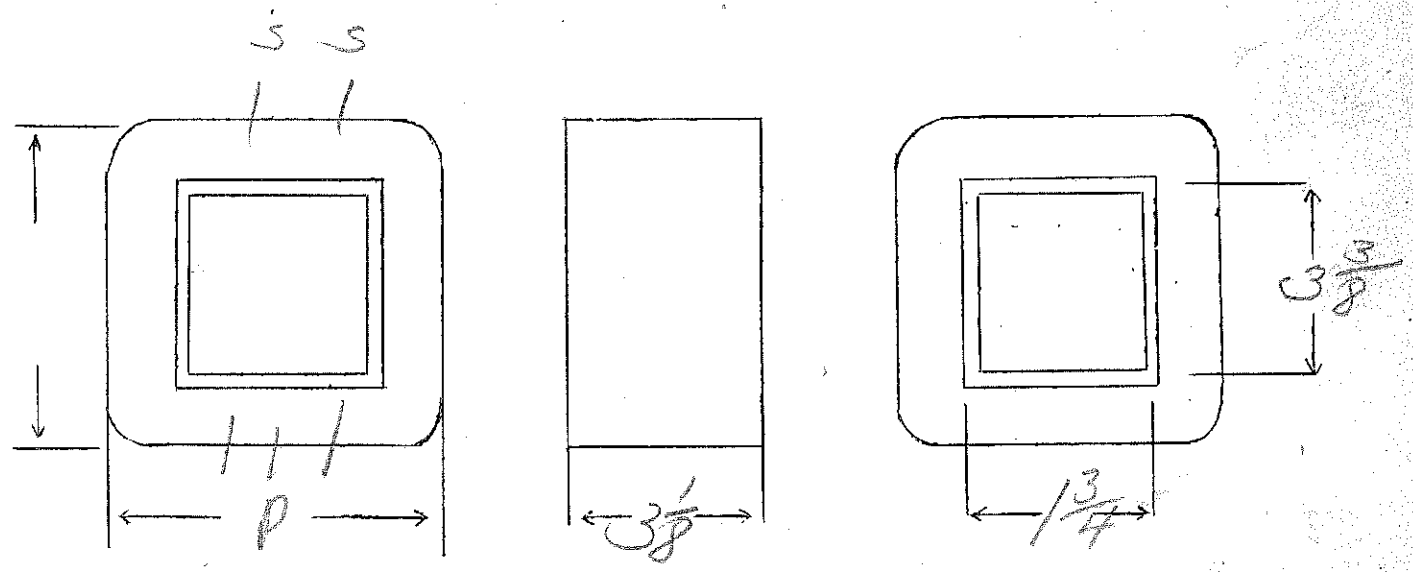
Q.T. 106

SPEC. NO. 2893

Winding	SEC	PRI				
Turns	2540	127	80			
Taps	—	—	—			
Wind. Lgth.	2½					
Wire Size	#26	#12	#18			
T.P.L.	134-19	27-5	2L			
Kind Term.	#20 Dulac	WIRE-ONLY SLEEVING				
Term. Lgth.	12"	18"				
Layer Insul.	double 50					
Test Volt.	2500					
Wrapper	21007VC 310058A		210058A 14010RR			

TUBE	106007 + 16007VC	IMPREGNATION	Varnish
CORE	1 3/4 x 3 3/8	PRIMARY V.A.	
MOUNTING			

start lead in coil



DESIGNED BY

*ew*

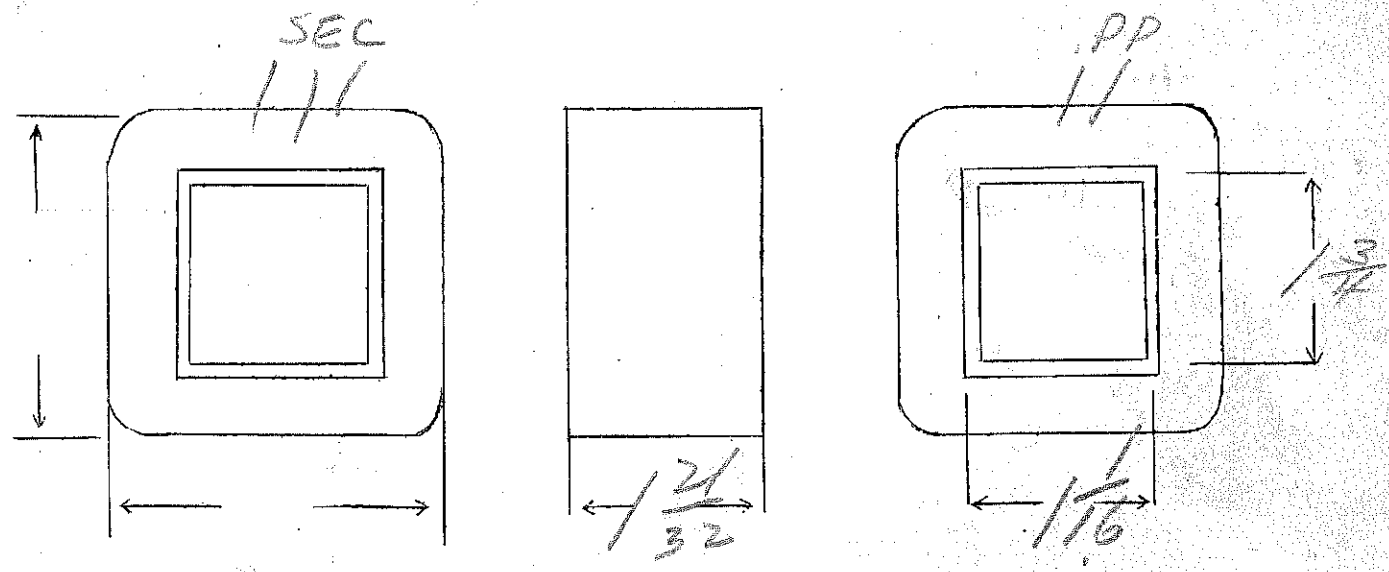
DATE

4/3/37

$E_1 - 120V$   
 $E_3 - 850V.C.T. - 125ma$   
 $E_2 - 5V.C.T. - 2amp$  (see 2833.3)

$E_2 - 6.3V.C.T. - 2amp$   
 $VA = 25$   
 2827 SPEC. NO. 2894

Winding	SEC	SHIELD	PR1	F <sub>1</sub>	F <sub>2</sub>		
Turns	2900	150	370	17	22		
Taps	1450	-	-	8	11		
Wind. Lgth.	115 32	✓	✓	✓	✓		
Wire Size	#32	#32	#22	#20	#20		
T.P.L.	150-20		50-8	1 layer			
Kind Term.	#20 PBR	sil Br	#20 PBR	wire	only		
Term. Lgth.	9" double	3"	9"	9"	9"		
Layer Insul.	16#		50#				
Test Volt.	std						
Wrapper	14007UC	14007VE	31005BA		31005BA		
TUBE	71007	IMPREGNATION		Varnish			
CORE	1 7/16 x 1 3/4	PRIMARY V.A.					
MOUNTING	CA						



DESIGNED BY *SW*

DATE *3/31/37*

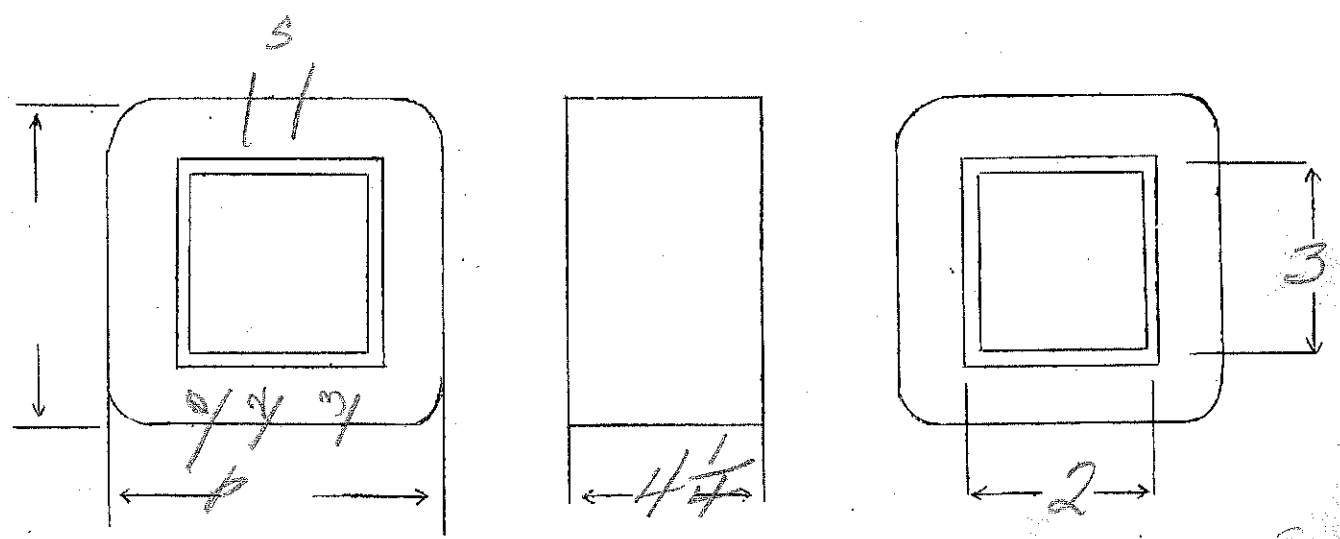
EP-110-120  
 ES. 3000V. 400ma (lag wire)

SPEC. NO. 2895

105

Winding	SEC	PR1				
Turns	3400	126				
Taps	—	116				
Wind. Lgth.	3 1/2					
Wire Size	#24	#10 square				
T.P.L.	150-23	52				
Kind Term.	WIRE	ONLY				
Term. Lgth.	3"	3"				
Layer Insul.	double 40#	0071 craft				
Test Volt.	2500					
Wrapper	3100 VC 3100 SA	2000 SA 14010 PP				
TUBE	9L007+2000 VC		IMPREGNATION	varnish		
CORE	2 x 3		PRIMARY V.A.			
MOUNTING	Unaced - sec to bakelite strap					

start sec lead in coil



DESIGNED BY *Sw*

DATE *4/6/37*

4.45  
4.1

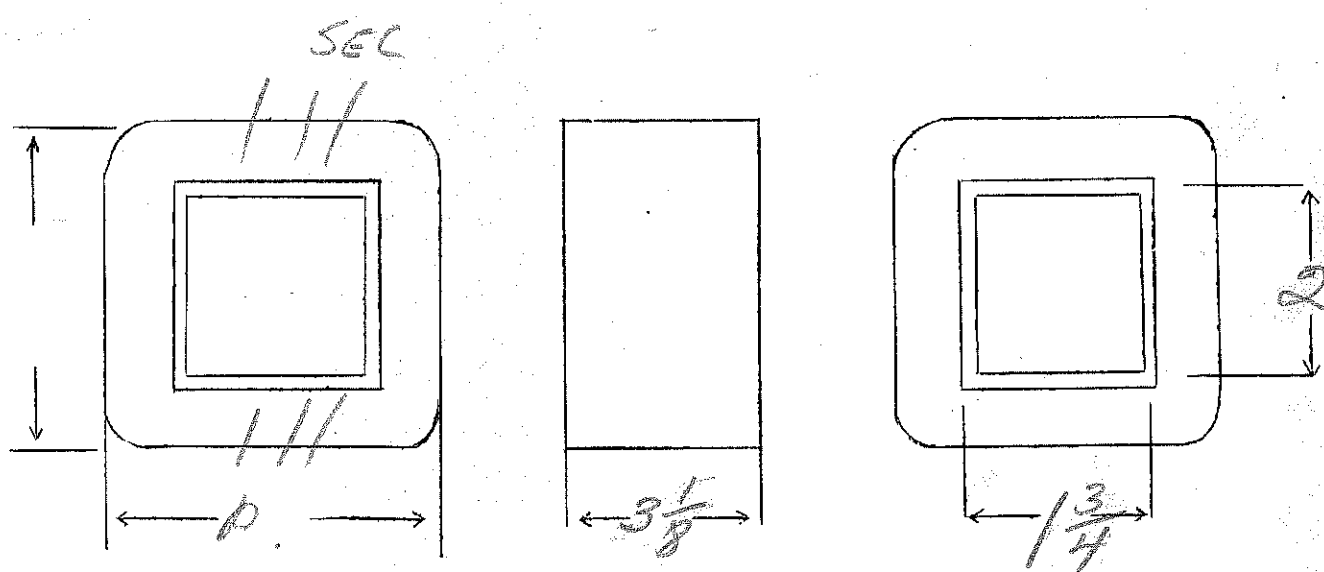
EP-110-120  
 ES - 4000V.C.T. - 150MA

1.73

SPEC. NO. 2896

Winding	SEC	PRI				
Turns	7400	208				
Taps	3700	190				
Wind. Lgth.	2.25	2.50				
Wire Size	#36	#16				
T.P.L.	188-40	43-5				
Kind Term.	WIRE ONLY					
Term. Lgth.	6"	6"				
Layer Insul.	double 40 $\mu$					
Test Volt.	7500					
Wrapper	3007VC 310058A	310058A				

TUBE	910078 21007VC	IMPREGNATION	Varnish
CORE	1 3/4 x 2	PRIMARY V.A.	
MOUNTING	uncured - sec to bakelite strips Pri. to legs.		




DESIGNED BY *AW*

DATE 4/7/37

SPEC. NO. 2897

Winding	<i>PRI</i>	<i>S</i>				
Turns	<i>1380</i>	<i>193</i>				
Taps						
Wind. Lgth.	<i>1/8</i>					
Wire Size	<i>#28</i>	<i>#19</i>				
T.P.L.	<i>75-19</i>	<i>7L</i>				
Kind Term.	<i>#20</i> <i>PAR/PV</i>	<i>W.O.S.</i>				
Term. Lgth.	<i>9"</i>	<i>9"</i>				
Layer Insul.	<i>30#</i>					
Test Volt.						
Wrapper	<i>26056A</i>	<i>26056A</i>				

TUBE	<i>56007</i>	IMPREGNATION	<i>Varnish</i>
CORE		PRIMARY V.A.	
MOUNTING			



DESIGNED BY

DATE



Ep-12VCT  
Es-680VCT

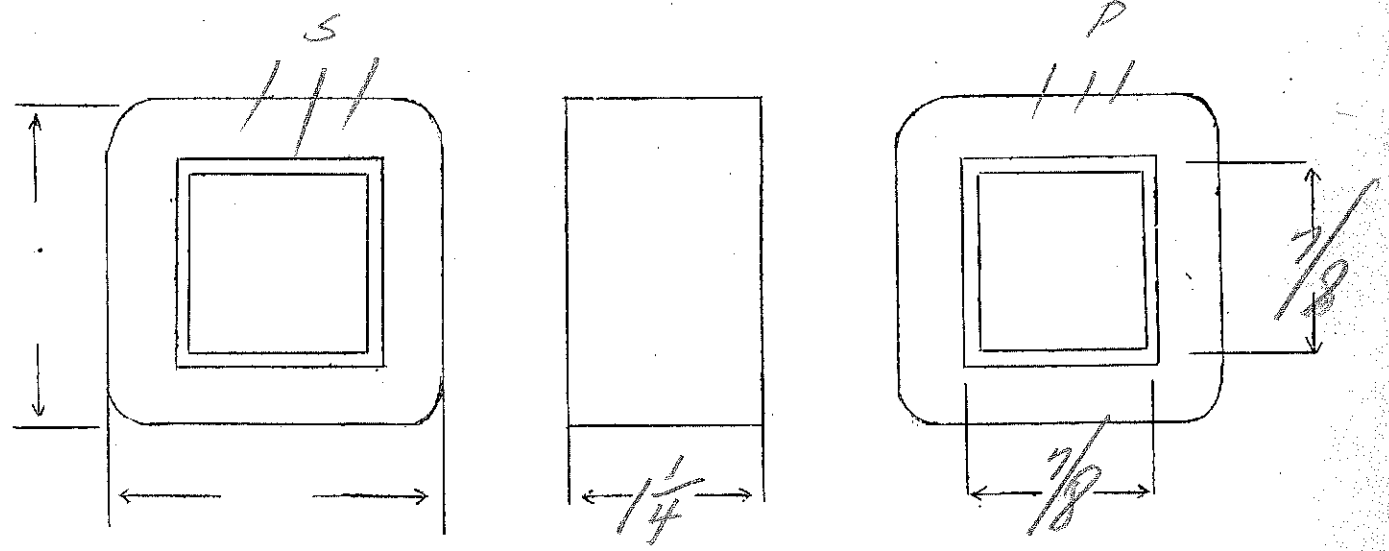
SPEC. NO. 2898

Winding	SEC	SHIELD	Back PRI				
Turns	4060	1	66				
Taps	2030		33				
Wind. Lgth.	1/16	1/16	1/16				
Wire Size	#36	shim stock	#18				
T.P.L.	173-24		23-3				
Kind Term.	#20 Par Pr	WIRE ONLY	sleeving				
Term. Lgth.	9"	9"	9"				
Layer Insul.	30#		.005				
Test Volt.	2500						
Wrapper	2W055A	2W055A	2W055A				

TUBE 7L007 IMPREGNATION Varnish

CORE 7/8 x 7/8 - 24 Ga PRIMARY V.A.

MOUNTING A - with u band for shielding connection



DESIGNED BY Geo

DATE 4/5/37


Ep-118

VA=175 00000

ES - 1000VCT 350 ma

20 SPEC. NO. 2899

Winding	SEC	SHIELD	PR1	FIL			
Turns	2160	116	236	11			
Taps	1080		—	—			
Wind. Lgth.	1.75	✓	✓				
Wire Size	#28	#28	#19	double #21			
T.P.L.	116-20	116	6L				
Kind Term.	SIL BR	WIRE ONLY	WIRE ONLY				
Term. Lgth.	3"	3"	3"				
Layer Insul.	double 20#		50#				
Test Volt.	2500		1250				
Wrapper	21007VC	21007GA	21007GA	210076A			
TUBE	71007 + 12007VC		IMPREGNATION		VARNISH		
CORE	1 1/4 x 2 1/2		PRIMARY V.A.				
MOUNTING	B						



DESIGNED BY *GW*

DATE 4/14/37