

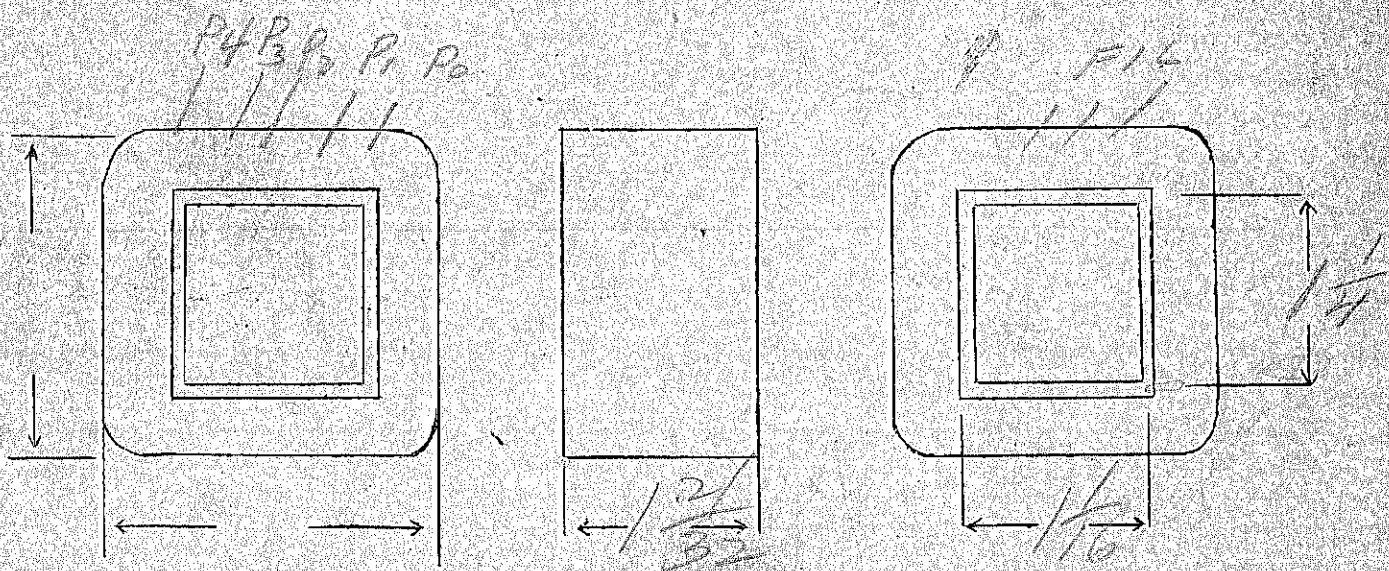
40-115-120-125
 ES-10V.C.T-7amps

4/15 SPEC. NO. 3401

FILAMENT

Winding	PRI	SEC					
Turns	518-447	47					
Taps	476 455	23					
Wind. Lgth.	1 1/32	1 1/32					
Wire Size	#23	#14					
T.P.L.	57-11	32					
Kind Term.	WIRE ONLY						
Term. Lgth.	3"	3"					
Layer Insul.	50#	005					
Test Volt.	1250						
Wrapper	360056A	360056A					

TUBE 7007 IMPREGNATION VADWISH
 CORE 1/4" x 1/4" PRIMARY V.A.
 MOUNTING C - Cadmium shell black lacquer



DESIGNED BY [Signature] DATE 5/2/57

EP - 110 - 115 - 120 - 125

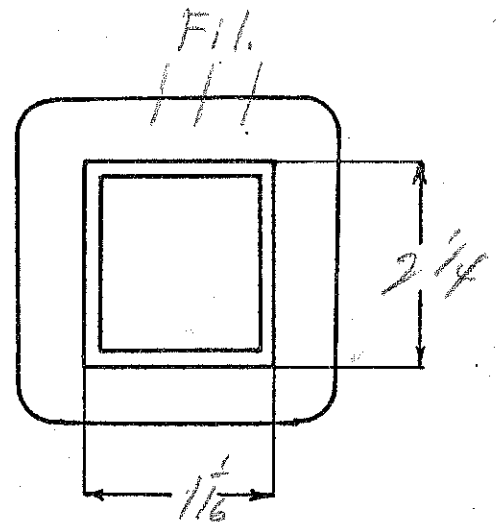

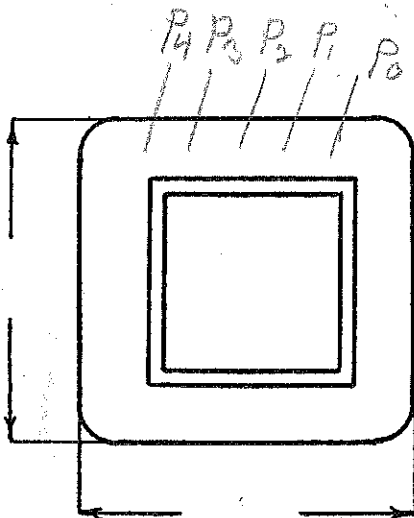
E. J. ROSE

ES - 10V. C.T. - 7 AMPS.

1/2 E 4.15

SPEC. NO. 3401-25N

Winding	Pri	Sec				
Turns	518-497	47				
Taps	476 455	23				
Wind. Lgth.	1 15/32	1 15/32				
Wire Size	# 23	# 14				
T. P. L.	57-11	3L				
Finish						
Type Lead	Wire	Only				
Lead Lgth.	3"	3"				
Layer Insul.	50#	.005				
Test Volt.	1250	1250				
Wrapper	3L0056A	3L0056A				
TUBE	7L007		IMPREGNATION	Varnish		
CORE	1 1/16 X 2 1/4	GA.	GRADE	STACK		
MOUNTING	C - Cadmium shell, black lamination					



DESIGNED BY f TOM 3401
M. M.

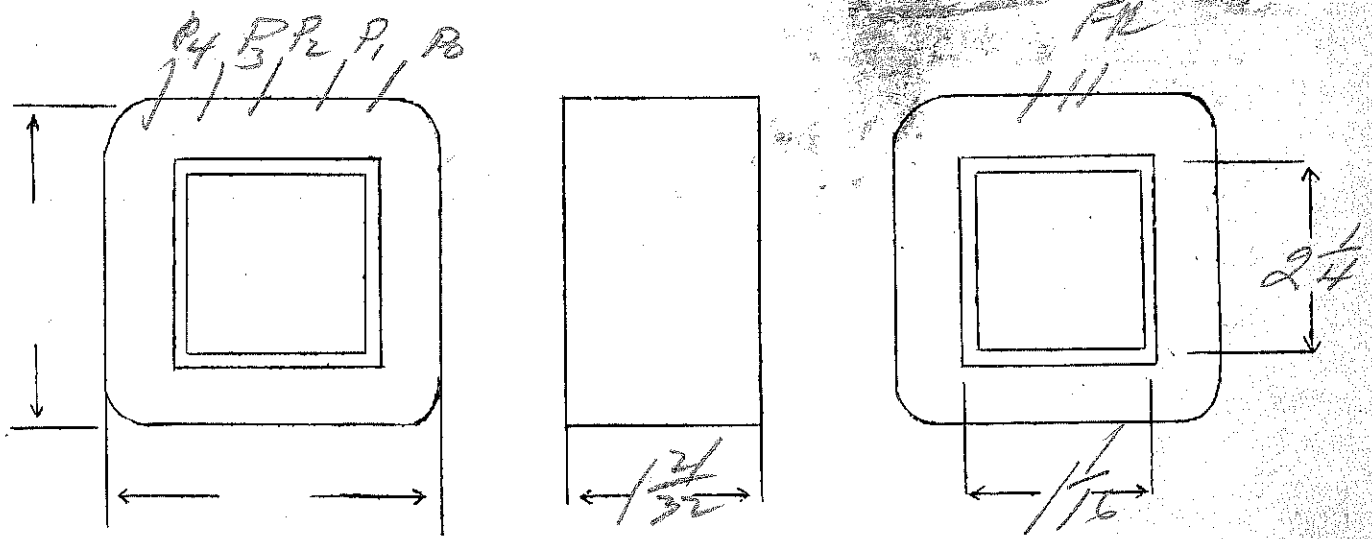
DATE 10/17/40

Ep-110-115-120-125 - 25 cycle

ES-10VCT-7amp

SPEC. NO. 3401 25

Winding	P		S			
Turns	518		48			
Taps	497-476-455		24			
Wind. Lgth.	115/32					
Wire Size	#23		#14			
T.P.L.	57		36			
Kind Term.	WIRES ONLY					
Term. Lgth.	3"					
Layer Insul.	50#					
Test Volt.		1250				
Wrapper	3005GA		3005GA			
TUBE	7L007		IMPREGNATION	VARNISH		
CORE	1/16 x 2 1/4		PRIMARY V.A.			
MOUNTING	C - Cadmium Shell, Black Lamination					



DESIGNED BY *Geo*

DATE 4/12/38

120, 133, 148, 163, 177, 192 V Pri - 60w
 1800V @ 350mA

Similar #2650

Model 60

Continu...

SPEC. NO. 3402

Power

Winding	Sec -	Pri -				
Turns	1780	118	42	28	Exact	
Taps	-	-	12-27	14		
Wind. Lgth.	2 1/2"	2 1/2"	2 1/2"	2 1/2"	= 2.5"	
Wire Size	#25	#12	#12	#16		
T. P. L.	11A-15L	26-5L	34-?	43-		
Finish	AD%	86%				
Type Lead	#20 Dulac	W. O. Slope	W. O. Slope	W. O. Slope		
Lead Lgth.	12"	4"	4"	4"		
Layer Insul.	2L 0.0125"	1L 0.0125"	1L 0.0125"	1L 0.0125"		
Test Volt.	5000					
Wrapper	3L-305G 3L-007VC 2L-005G			2L-005GA		

TUBE	10L-007VA + 1L-007VC	IMPREGNATION	Varnish
------	----------------------	--------------	---------

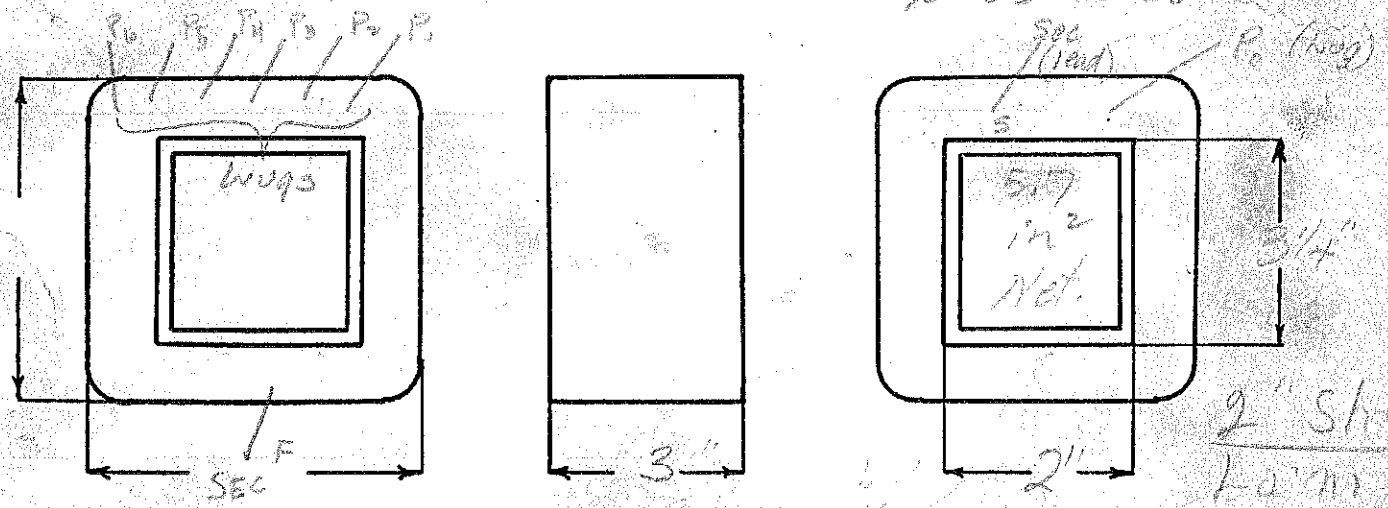
CORE	9X3 1/4 EI Short	GA.	24	GRADE	D	STACK	2x2
------	------------------	-----	----	-------	---	-------	-----

MOUNTING "C" - Open - upper frame - with ears - similar

$C_0 = 42 - 0.90 -$
 $FE = 67 @ 60w$
 $TPV = 0.983$
 $Wire Net = 1.080 (0.970)$


Sec VA = 630
 Pri VA = 845
 Pri I = 7.04 A

$z = 83$ $1050 = 40$
 $P_0 (ind)$ $P_0 (mag)$




Re-DESIGNED BY HWS

DATE 9-5-47



Notes: Cad plated brackets on top as specified on Rose Co - #5095 Drawing.

(Same mounting on this trans as #2630)
 Special extended brackets



Ep - 120 - 133 - 148 - 163 - 177 - 192 - 25 cycle

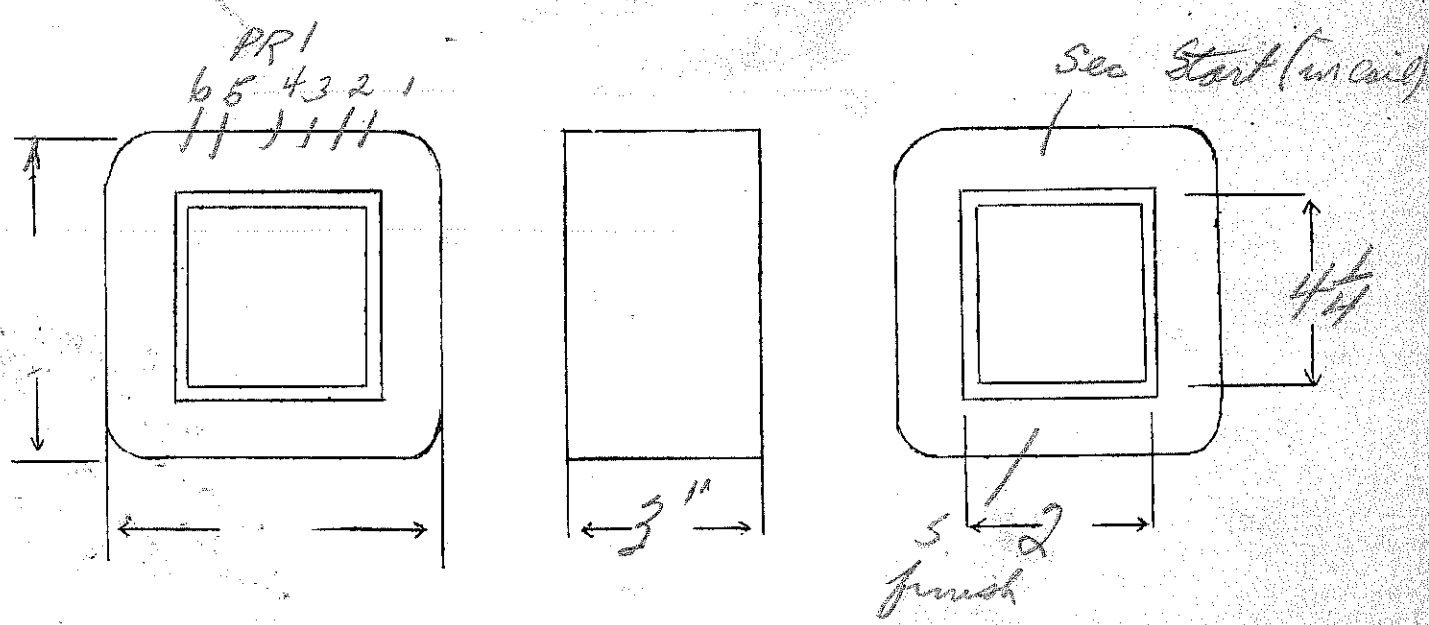
Es - 1800V - 350mA 1.17 SPEC. NO. 3402-25

Continuous

Winding	SEC	PR1				
Turns	2130	140	43	35		
Taps			15-30	17		
Wind. Lgth.	2 1/2					
Wire Size	#25	#12	#14	#17		
T.P.L.	120-18L	5L	1.25L	.75L		
Kind Term.	#20 wire	W.6				
Term. Lgth.	12"	3"	✓	✓		
Layer Insul.	Double 40H					
Test Volt.						
Wrapper	3L007VC				3L005GA	

TUBE 10L007 + 1L007VC IMPREGNATION VARNISH
 CORE PRIMARY V.A.

MOUNTING C - open - upper frame with ears - special
 cad. plated brackets as specified on Rose 5097-6
 Black lamination - no lower frame



DESIGNED BY *Sw*

DATE 4/12/38

Ep - 120 - 133 - 148 - 163 - 177 - 192

Es - 1800V - 350 MA

Rose

11/15/98

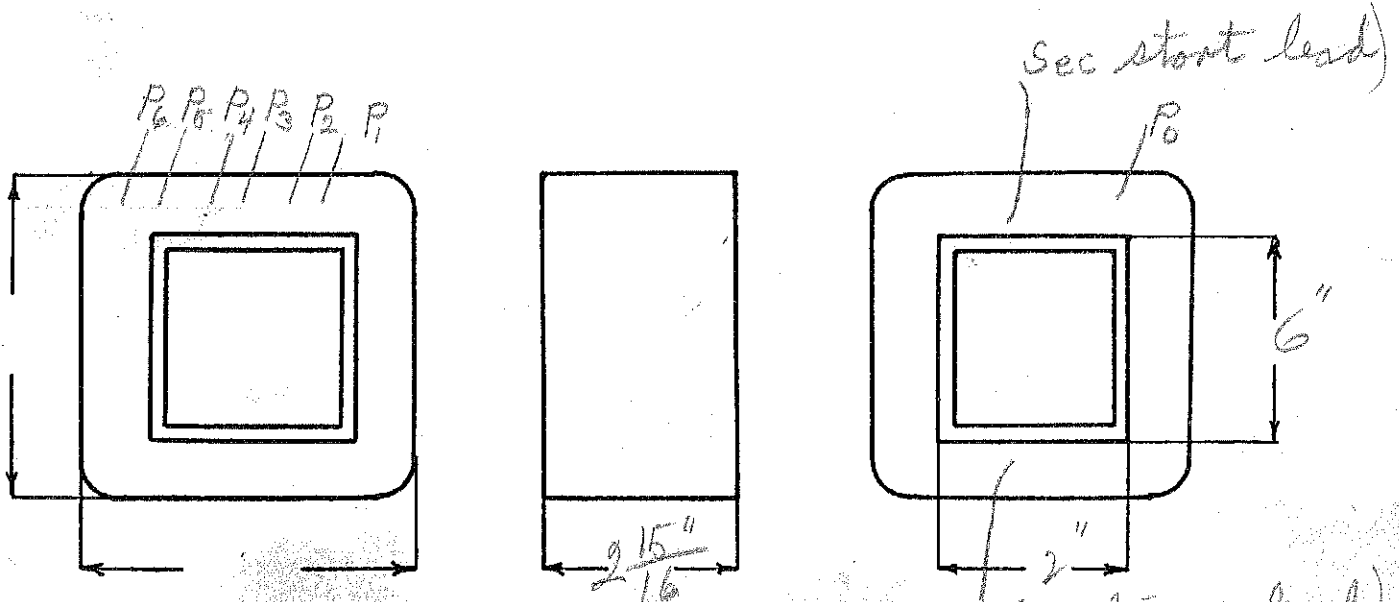
SPEC. NO. 3402 - 25W

Winding	SEC	PR1	CONTINUOUS			
Turns	1780	118	42	28		
Taps	—		12-27	14		
Wind. Lgth.	2 1/2"	2 1/2"				
Wire Size	#25	#11	#14	#16		
T. P. L.	119-15	5L	1.25L	.75L		
Finish						
Type Lead	#20 DULC	W.O.				
Lead Lgth.	12"	3"				
Layer Insul.	Double 30#	.007	Kraft Paper			
Test Volt.	5000					
Wrapper	3L 2L 3L 007VC 3L 005GA			2L 005GA 1L 010RR		

TUBE 10L007+1L007VC IMPREGNATION VARNISH

CORE 2X6 GA. 24 GRADE STACK 2X2

MOUNTING C open - Rose brackets with ears as on
Paint lamination block 5095



DESIGNED BY f r o m 3402
W. M.

DATE 10/17/40

Ep - 24V. vibrator source

Es - 800 VCT - 125 ma

3.6

SPEC. NO. 3404

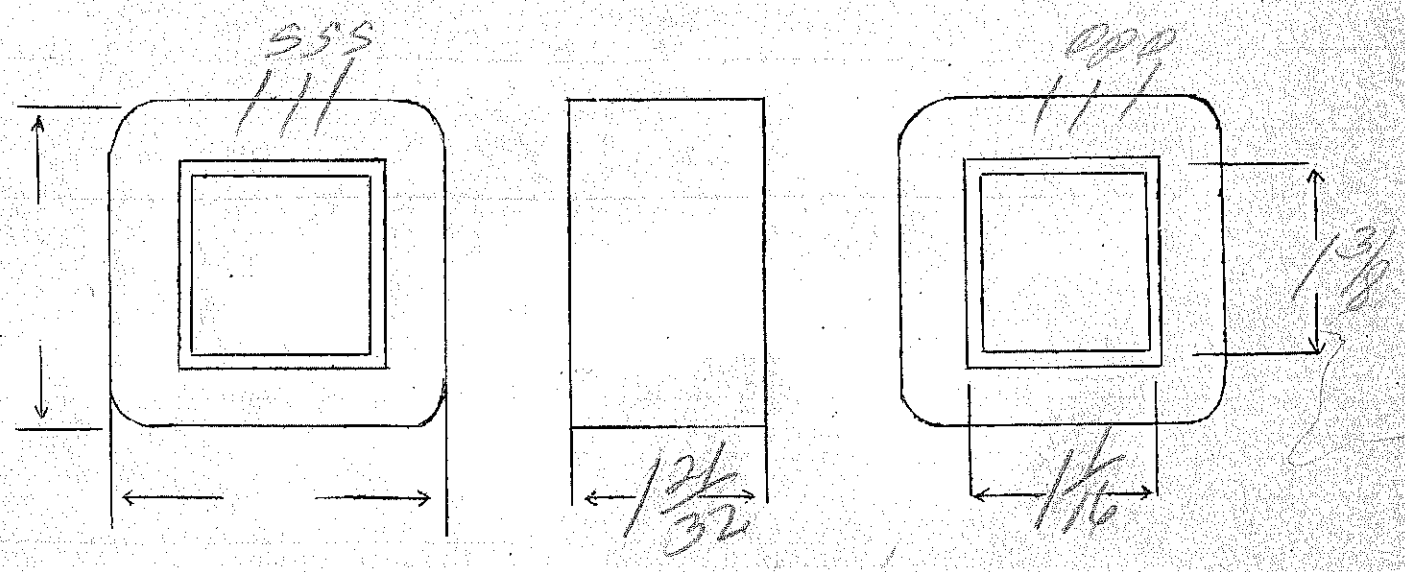
Winding	SEC	SHIELD	PRI			
Turns	4000	1	86			
Taps	2000		43			
Wind. Lgth.	1 15/32					
Wire Size	#32	shin stock	#17			
T.P.L.	154-26					
Kind Term.	#70 DPR	Sil Br	WIRE ONLY			
Term. Lgth.	9"		9"			
Layer Insul.	double 16 #					
Test Volt.						
Wrapper	240 VC	20050A	20050A			

TUBE 24074/607VC IMPREGNATION VARNISH

CORE 1/16 x 1/8 PRIMARY V.A.

MOUNTING A - shunt cases with copper strip

heavy finishing



SIGNED BY *GW*

DATE


Ep - 120

Es - 730 VOT to deliver 390V dc @ 110 ma

EF₁ - 5V - 3 amp EF₂ - 6.0V - 3.5 amp

SPEC. NO. 3485

Winding	SEC	SHIELD	DR1	F ₁	F ₂		
Turns	2960	170	455	21	25		
Taps	1480						
Wind. Lgth.	1 ¹⁵ / ₃₂	✓	✓	✓	✓		
Wire Size	#33	#33	#23	#18	#17		
T.P.L.	170-18		57-8				
Kind Term.	#20 P/B		#20 P/B	WIPE ONLY			
Term. Lgth.							
Layer Insul.	double 16#		50#				
Test Volt.							
Wrapper	16007VC	16007VC	210056A	210056A	210056A		
TUBE	16007			IMPREGNATION	VARNISH		
CORE	1 ¹ / ₁₆ x 1 ³ / ₈			PRIMARY V.A.			
MOUNTING	SA						



DESIGNED BY AW

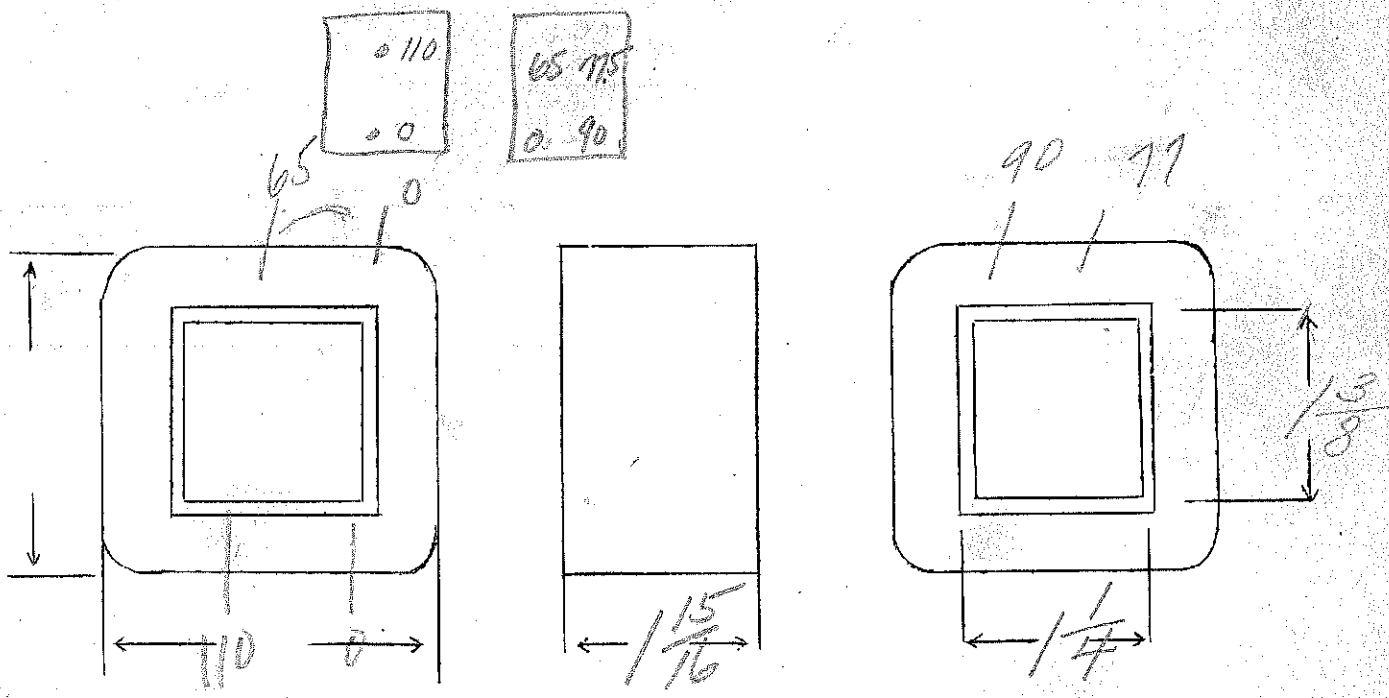
DATE 7/14/37

Ep- 65-775-90-110 - 350 watt capacity

Continuous 365 SPEC. NO. 3406

Winding						
Turns	238	92	80			
Taps		46				
Wind. Lgth.	1.75					
Wire Size	#18	#19	#16			
T.P.L.						
Kind Term.	WIPE ONLY					
Term. Lgth.	3"	3"	3"			
Layer Insul.	007 Kraft					
Test Volt.						
Wrapper	2007GA					

TUBE	7007	IMPREGNATION	VARNISH
CORE	1/4 x 1/8	PRIMARY V.A.	
MOUNTING	F		



DESIGNED BY *gww*

DATE 6/4/37

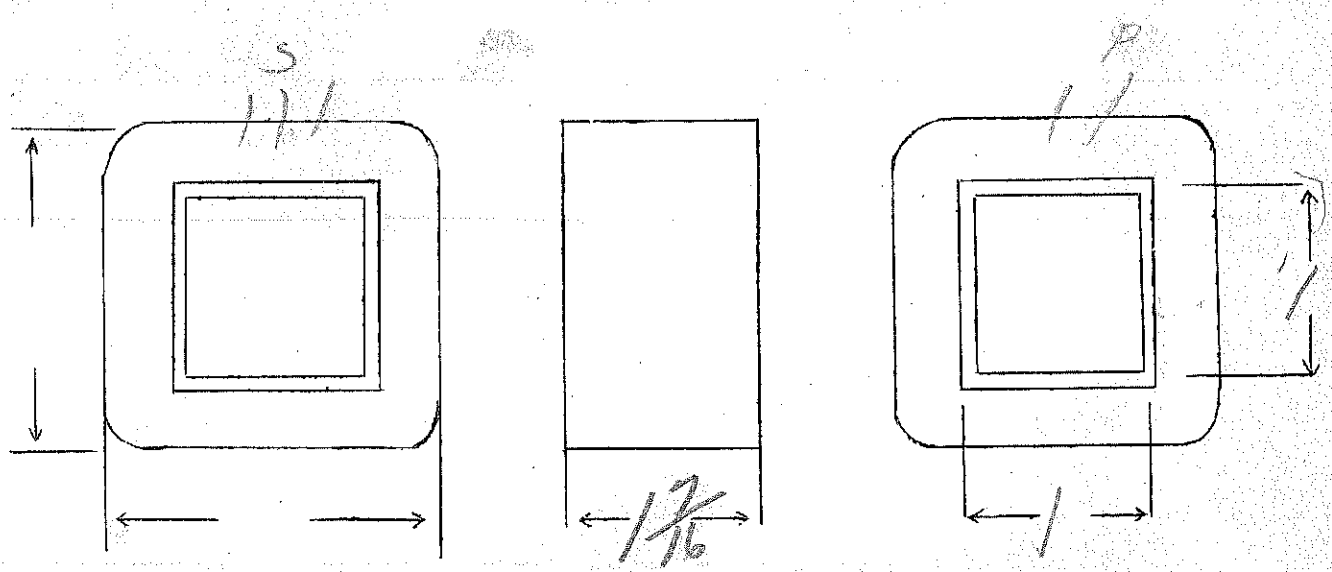
E₁ - 109V
 E₂ - 675VCT (open)
 E_{F1} - 5V - 2amp
 E_{F2} - 6.3V - 2amp

$$\frac{N}{E} = 5.4$$

SPEC. NO. 3407

Winding	SEC	SHIELD	PRI	F ₁	F ₂		
Turns	3660	75	590	30	37		
Taps	1830						
Wind. Lgth.	1.25	1.25	1.25	-			
Wire Size	#37	#27	#27	#20	#21		
T.P.L.	230-16		75-8				
Kind Term.	#20 Par/Bu	W.O.	#20 Par/Bu	WIRE ONLY			
Term. Lgth.	1-3 1/2" 1-5"	3"	5"	3 1/2"	1-3 1/2" 1-5"		
Layer Insul.	double 16#		40#				
Test Volt.							
Wrapper	1L007C	2L005GA	2L005GA	2L005GA	2L005GA		

TUBE 7L007 IMPREGNATION VARNISH
 CORE 1X1 PRIMARY V.A.
 MOUNTING A



DESIGNED BY D. Weaver

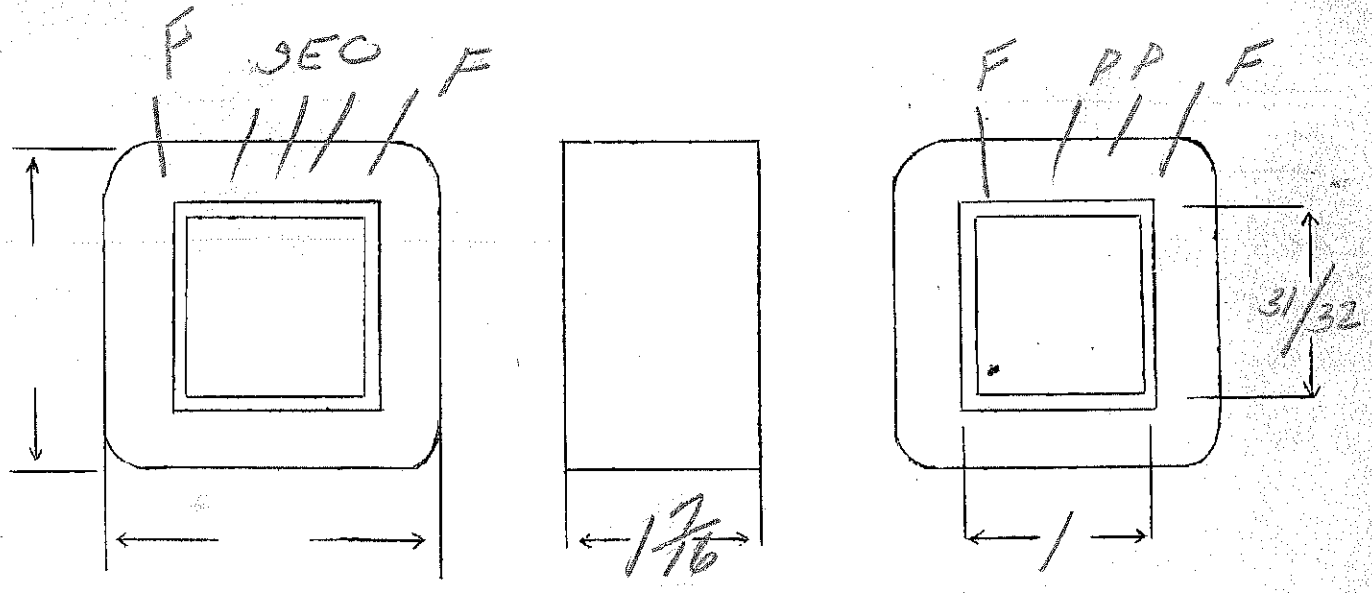
DATE 6/7/37

Ep - 120V
 Es - 620 VCT - 40 ma
 Ef - 5V - 2amp
 Ep - 6.3V - 1.6 amp

55

SPEC. NO. 3408

Winding	SEC	SHIELD	PR 1	F ₁	F ₂		
Turns	3680	74	660	31	38		
Taps	1840						
Wind. Lgth.	1.25	1.25	1.25				
Wire Size	#37	#27	#27	#21	#21		
T.P.L.	230-16		74-9				
Kind Term.	#22 Cellac	11.0	#20 Cellac	WIPE	ONLY		
Term. Lgth.	9"	3"	9"	9"	9"		
Layer Insul.	double 16#		40#				
Test Volt.	2500		1250				
Wrapper	L007VC	L005VS	2L0056A	L0058A	L0058A		
TUBE	5L007	IMPREGNATION			VARNISH		
CORE	1 x 31/32	PRIMARY V.A.					
MOUNTING	A						



DESIGNED BY Geo

DATE 6/14/37

E₁ - 120V
 E₃ - 720V CT - 150MA
 E₄ - 5V - 3amp

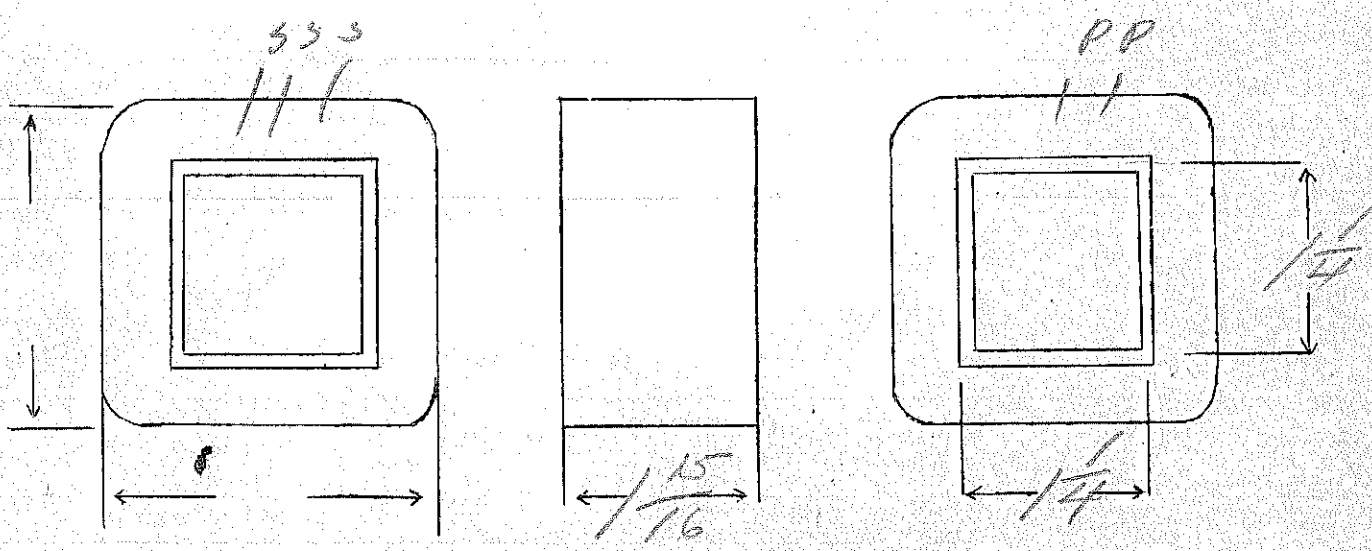
E₂ - 6.3V - CT - 2amps

365

SPEC. NO. 3409

Winding	SEC	SHIELD	PR1	F ₁	F ₂		
Turns	2800	180	438	20	25 Yellow		
Taps	1400			10	12 White		
Wind. Lgth.	1.75	1.75	1.75				
Wire Size	#32	#32	#21	#17	#18		
T.P.L.	180-16		53-9				
Kind Term.	#20 Par Br	Sil Brnd	#20 Par Br	WIRE ONLY	#20 Par Br		
Term. Lgth.	9"	3"	9"	9"	9"		
Layer Insul.	double 16#		50#				
Test Volt.	2500		1250				
Wrapper	10071C	10071B	210076A	210076A	210076A		

TUBE	7007	IMPREGNATION	VARNISH
CORE	1/4 x 1/4	PRIMARY V.A.	
MOUNTING	CA		



DESIGNED BY *Gweaver* DATE *6/14/37*

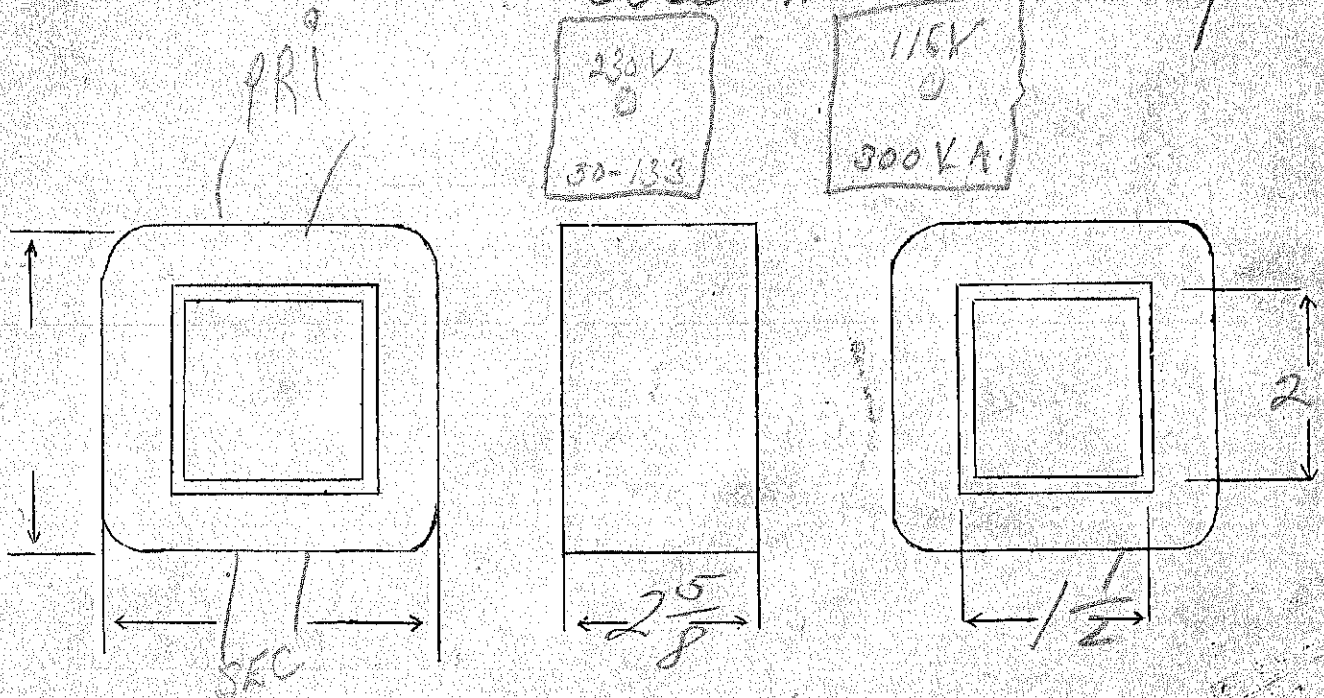
Ep-230V
Es-115V - 300 watt

2.1 SPEC. NO. 3410

Winding	PRI	SEC				
Turns	484	260				
Taps						
Wind. Lgth.	2 $\frac{1}{4}$	2 $\frac{1}{4}$				
Wire Size	#19	#17				
T.P.L.	54-9	44-6				
Kind Term.	#14	motor cable				
Term. Lgth.	12"	12"				
Layer Insul.	105GA					
Test Volt.						
Wrapper	21005GA	21005GA				

TUBE	9L007	IMPREGNATION	Varnish
CORE	1/2 x 2	PRIMARY V.A.	
MOUNTING	S. sheet metal cover		

Use metal stamps



DESIGNED BY

GW

DATE

6/14/37

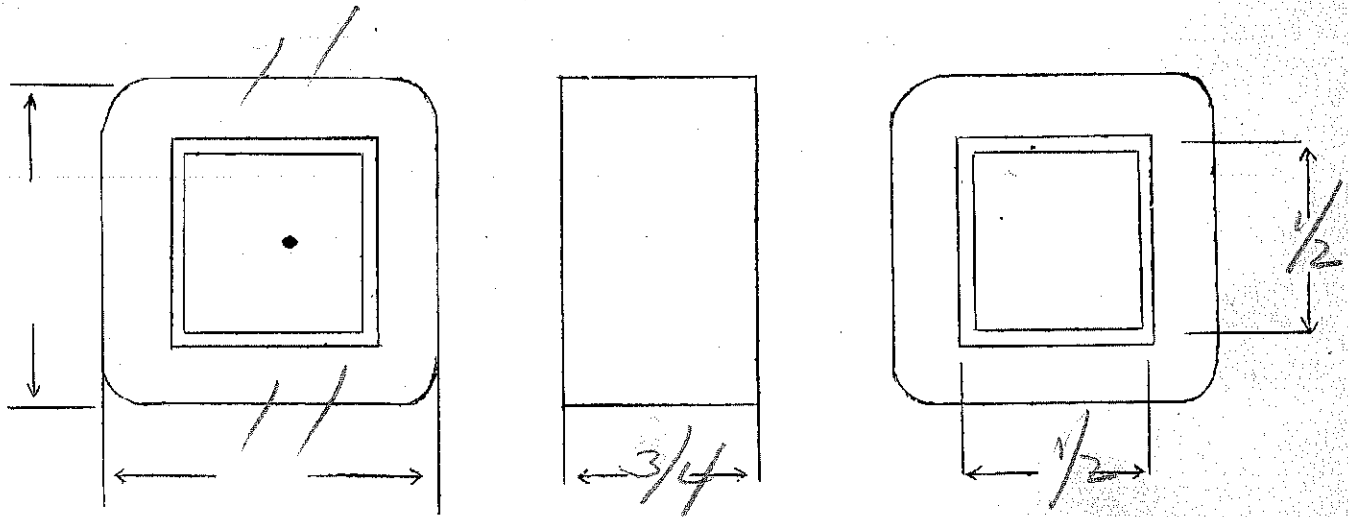
120 V to 2.25V - 1/4 amp

23.5

SPEC. NO. 3411

Winding	PRI	SEC				
Turns	2820	64				
Taps						
Wind. Lgth.	5/8"	5/8"				
Wire Size	#39	#26				
T.P.L.	143-70	32-2				
Kind Term.	Sil Br	W.O.				
Term. Lgth.	3"	3"				
Layer Insul.	20#	50#				
Test Volt.						
Wrapper	210056A	210056A				
TUBE	5W07		IMPREGNATION	VARNISH		
CORE	1/2 x 1/2	- 2 x 2		PRIMARY V.A.		
MOUNTING	D					

Keep size of coil as small as possible



DESIGNED BY *EW*

DATE *6/14/37*

Ep-120V
 Es- 4000VET- 300 Ma

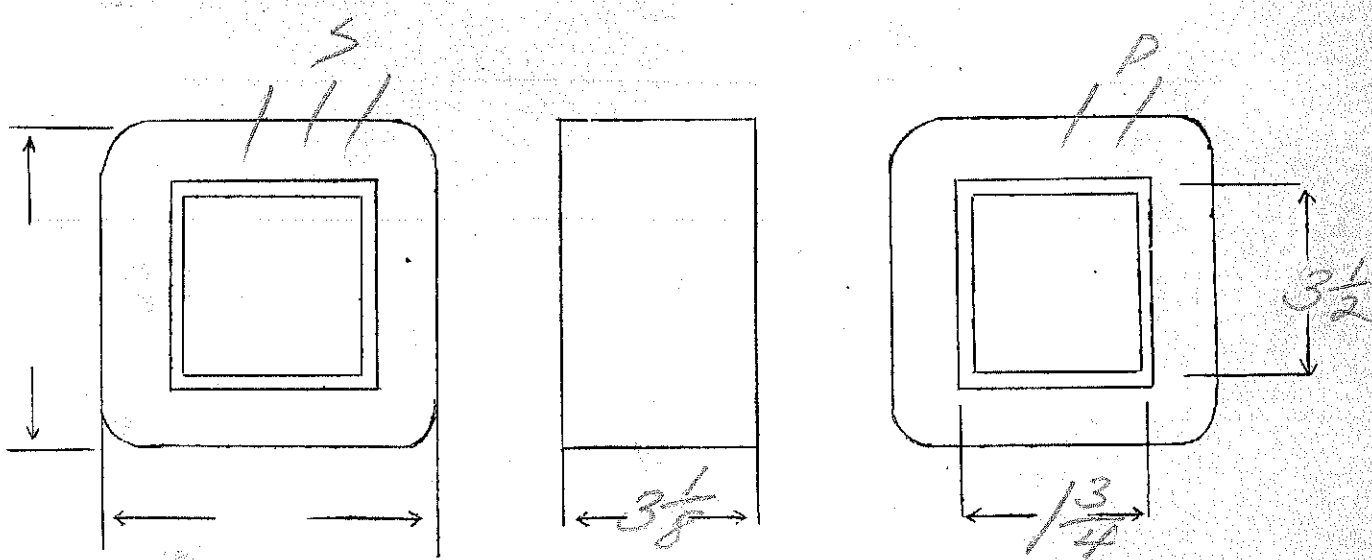
103

SPEC. NO. 3412

Winding	SEC	PR1				
Turns	4320	125				
Taps	2160					
Wind. Lgth.	2 1/4	2 1/4				
Wire Size	#27	#13				
T.P.L.	135-32	52				
Kind Term.	WIRE ONLY					
Term. Lgth.	3"	3"				
Layer Insul.	double 40#	007				
Test Volt.	7500					
Wrapper	3L007VC 3L005GA	3L005GA				

TUBE	10L007+10007VC	IMPREGNATION
CORE	1 1/4 x 3 1/2	PRIMARY V.A.

MOUNTING (C) - steel shell covers and sheet metal bracket
 (dash)



DESIGNED BY *EW*

DATE 6/16/37

E_φ-120V

E_s-10.2V-6amp

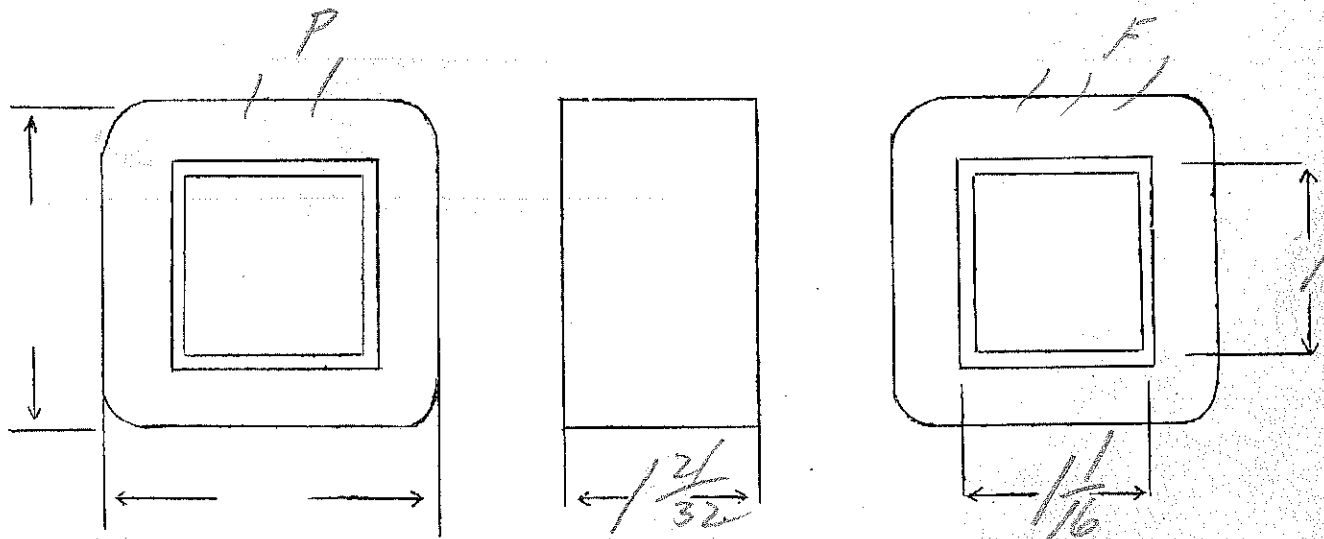
5,25

SPEC. NO.

3413

Winding	PRI	FIL				
Turns	630	60				
Taps		30				
Wind. Lgth.	$1\frac{15}{32}$	✓				
Wire Size	#24	#14				
T.P.L.	63-10	3L				
Kind Term.	WIRE	ONLY				
Term. Lgth.	3"	3"				
Layer Insul.	50#					
Test Volt.		1250				
Wrapper	310056A	310056A				

TUBE	51007	IMPREGNATION	VARNISH
CORE	$1\frac{1}{16} \times 1$	PRIMARY V.A.	
MOUNTING	BB		



DESIGNED BY

GW

DATE

6/15/37

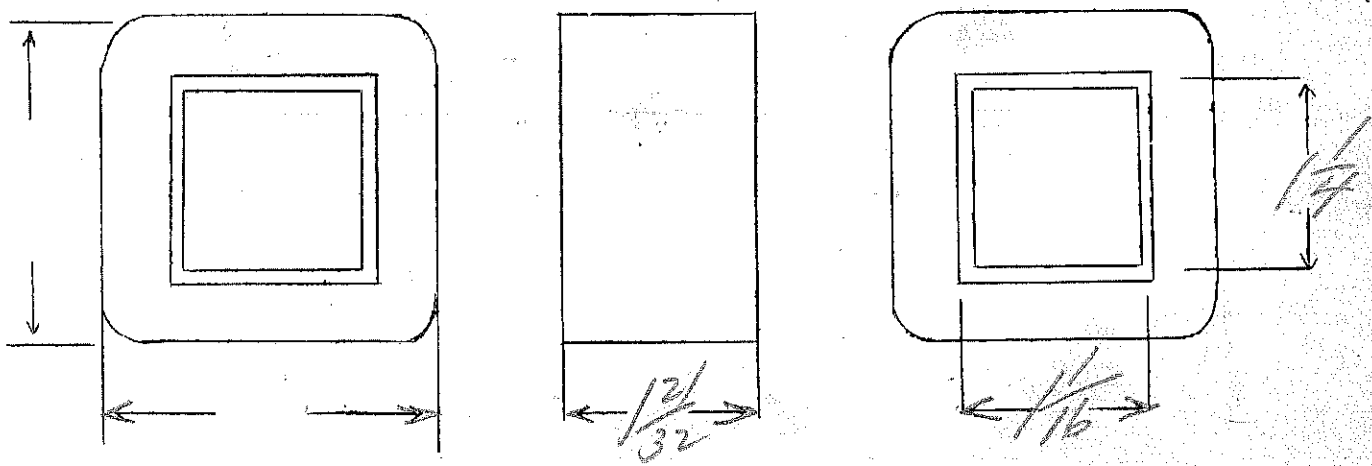
Ep-120
 Es-600VCT-20mA
 Ef1-5V-2amp
 Ef2-5V-6amp

Es₂-150VCT-300mA

SPEC. NO. 3414

Winding	SEC ₁	SEC ₂	SHIELD	PRI	F ₁	F ₂
Turns	2750	700	98	502	23	23
Taps	1375	350				
Wind. Lgth.	1 ¹⁵ / ₃₂	1 ¹⁵ / ₃₂	1 ¹⁵ / ₃₂	1 ¹⁵ / ₃₂		
Wire Size	#38	#28	#28	#24	#20	#15
T.P.L.	300-10	198-8		63-8		
Kind Term.	#20 pin board				WIRE ONLY	
Term. Lgth.	9"	9"	3"	9"	9"	9"
Layer Insul.	double 10A	40#		40#		
Test Volt.	RED-BLUE	BRN-WHITE			GREEN	WHITE
Wrapper	10007VC	10007VC	10007VC	2005BA	2005BA	2005BA
TUBE	7607			IMPREGNATION	VARNISH	
CORE	1 ¹ / ₁₆ x 1 ¹ / ₄			PRIMARY V.A.		
MOUNTING	A					

lead pos not critical



SIGNED BY *gwr*

DATE 6/22/37

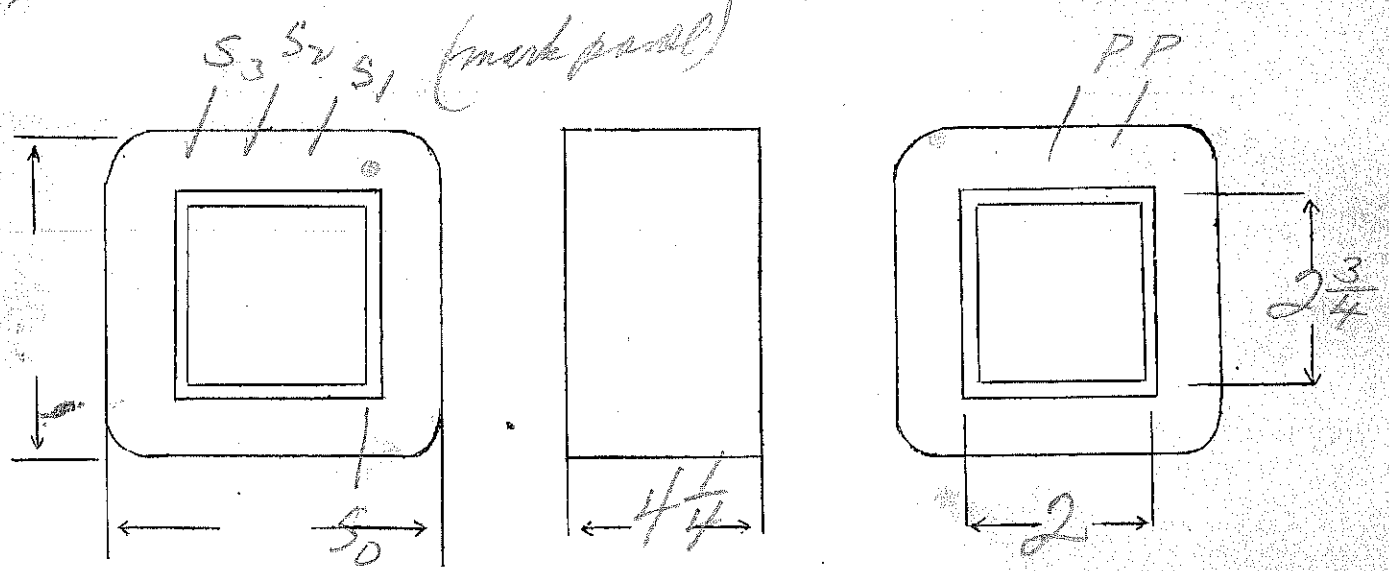
Ep - 116
 E3 - $\left. \begin{matrix} 2000 \\ 1750 \\ 1500 \end{matrix} \right\} - 400M4$

same as 2847 except for leads

SPEC. NO. 3415

Winding	SEC	PR1				
Turns	2400	131				
Taps	2100 1800					
Wind. Lgth.	3 1/2	✓				
Wire Size	#24	#10				
T.P.L.	150-16	30-5				
Kind Term.	WIPE	NOF				
Term. Lgth.	4"	4"				
Layer Insul.	double 407	607K				
Test Volt.	7500	2500				
Wrapper	36007VC 360058A	260036A 11010PI				
TUBE	102007+26007VC		IMPREGNATION	VARNISH		
CORE	2 x 2 3/4		PRIMARY V.A.			
MOUNTING	C - vented cover #200-7 - 200-5 bracket					

sec start lead #14 motor cable - cut 24"
 start of solenoid lead in coil splice to #14



DESIGNED BY *gwr*

DATE *6/16/37*

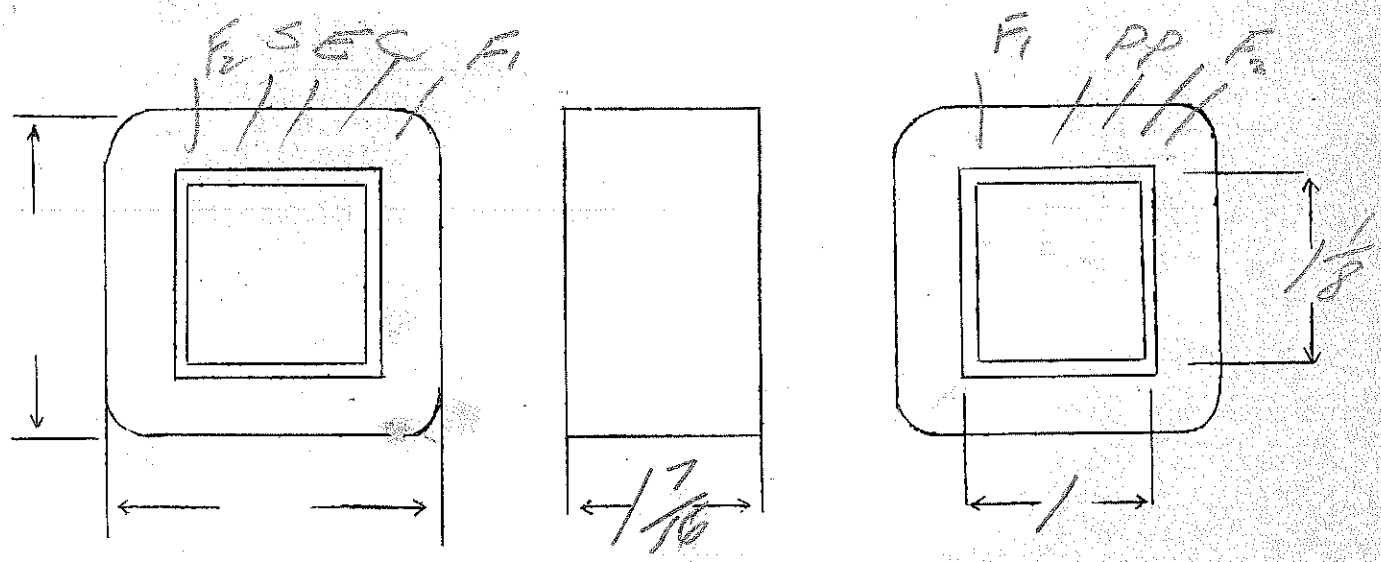
Ep-120
 Es- 660 rpm
 EPI- 5V - 2 amp
 EFD- 6.3VCT - 2 amp

50

SPEC. NO. 3416

Winding	SEC	SHIELD	PRI	F ₁	F ₂		
Turns	3400	75	600	28	35		
Taps	1700				17		
Wind. Lgth.	1.25	✓	✓	✓	✓		
Wire Size	#37	#97	#27	#20	#31		
T.P.L.	225-16		75-8				
Kind Term.	sil bar		W.O.	WIRE ONLY			
Term. Lgth.	3"	3"	3"	3"	3"		
Layer Insul.	double 16F		40H				
Test Volt.							
Wrapper	11007VC	11007VC	21005GA	21005GA	21003GA		

TUBE	62007	IMPREGNATION	VARNISH
CORE	1x1/8	PRIMARY V.A.	
MOUNTING	C - paint flat gray		



DESIGNED BY *glw*

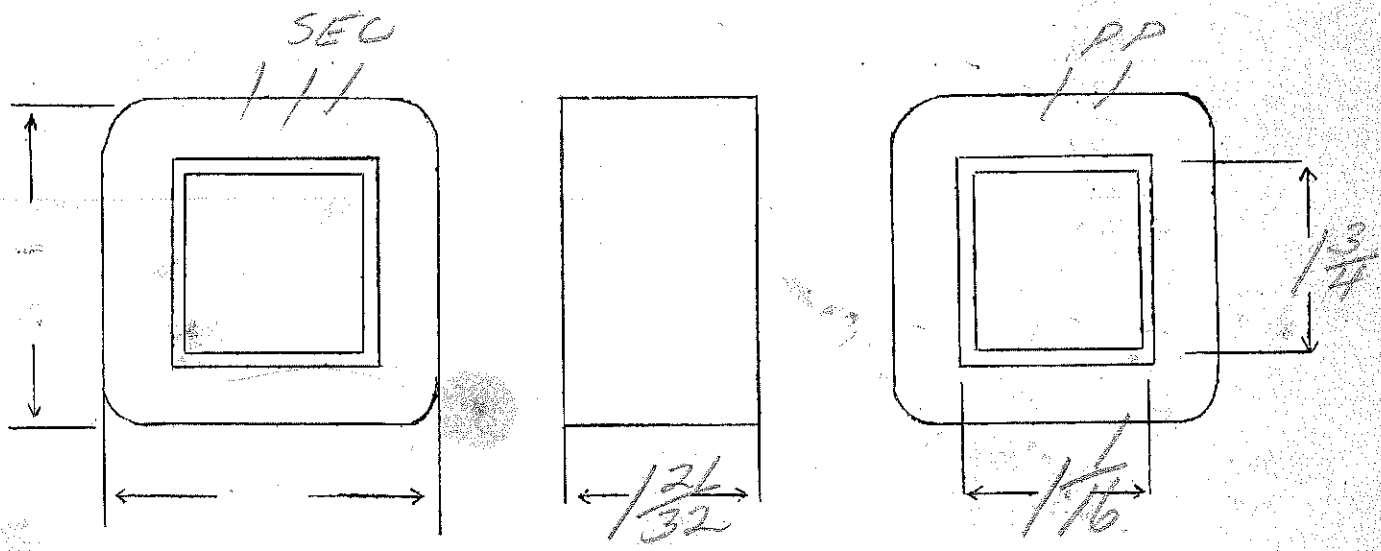
DATE 6/21/37

EP - 120V
 ES - 850V (open) - 125 ma
 EF1 - 5VCT - ramp
 EF2 - 6.3VCT - ramp

SPEC. NO. 3417

Winding	SEC	SHIELD	PRI	F1	F2		
Turns	2660	150	370	17	22		
Taps	1330			8	11		
Wind. Lgth.	1 15/32	✓	✓	✓	✓		
Wire Size	#32	#32	#22	#20	#20		
T.P.L.	150-18		50-8				
Kind Term.	#20 Braid	9L Braid	#20 Braid	WIRE ONLY			
Term. Lgth.	9"	3"	9"	9"	9"		
Layer Insul.	double 16#		50#				
Test Volt.							
Wrapper	1007VC	1007VC	310056A		310056A		

TUBE 7L007 | IMPREGNATION VARNISH
 CORE 1/16 x 1 3/4 | PRIMARY V.A.
 MOUNTING CA - Cadmium - aluminum



DESIGNED BY Geo DATE 6/22/37

Ep - 120V

Eg - 600VCT (open) - 32 ma

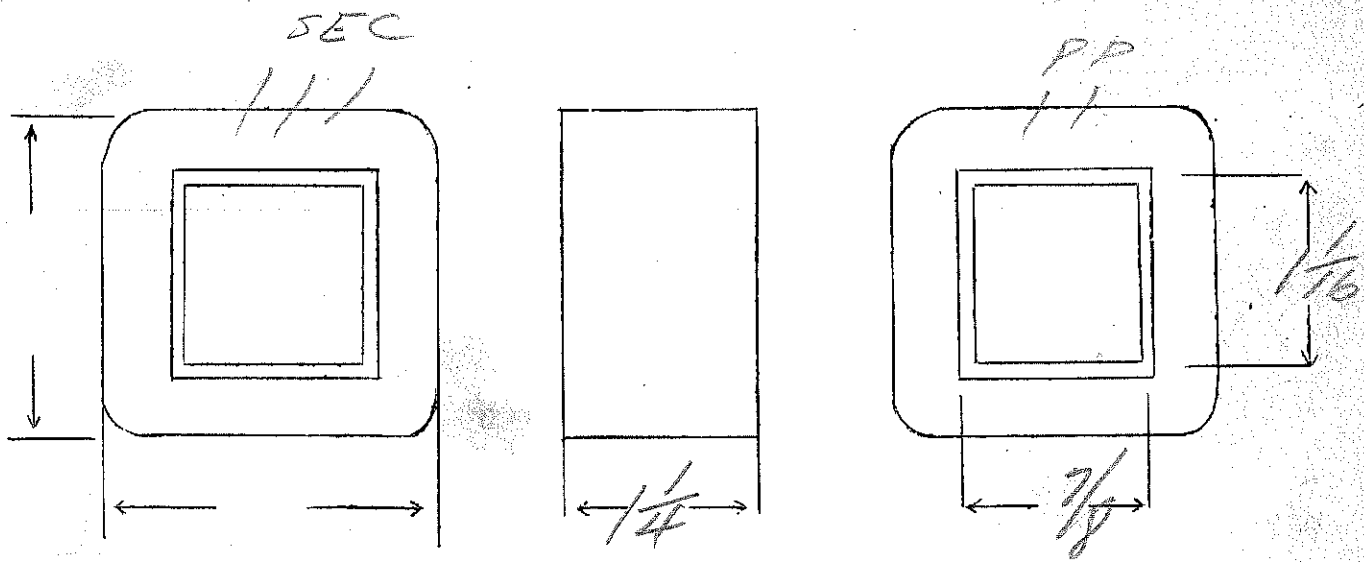
Ef - 6.3V - 1.6 amps

58

SPEC. NO. 3418

Winding	SEC	SHIELD	PRI	F ₁			
Turns	3500	70	695	41			
Taps	1750		-				
Wind. Lgth.	1 1/16	1 1/16	1 1/16	small			
Wire Size	#38		#28	#24			
T.P.L.	220-16		70-10	2L			
Kind Term.	#22 Collac	WIPE ONLY	#20 Collac	WIPE ONLY			
Term. Lgth.	9"	3"	9"	9"			
Layer Insul.	14#		40#				
Test Volt.							
Wrapper	1100V/C	1100V/C	210056A	210056A			

TUBE	5407	IMPREGNATION	VARNISH
CORE	7/8 x 1 1/16	PRIMARY V.A.	
MOUNTING	A		



DESIGNED BY *Geo*

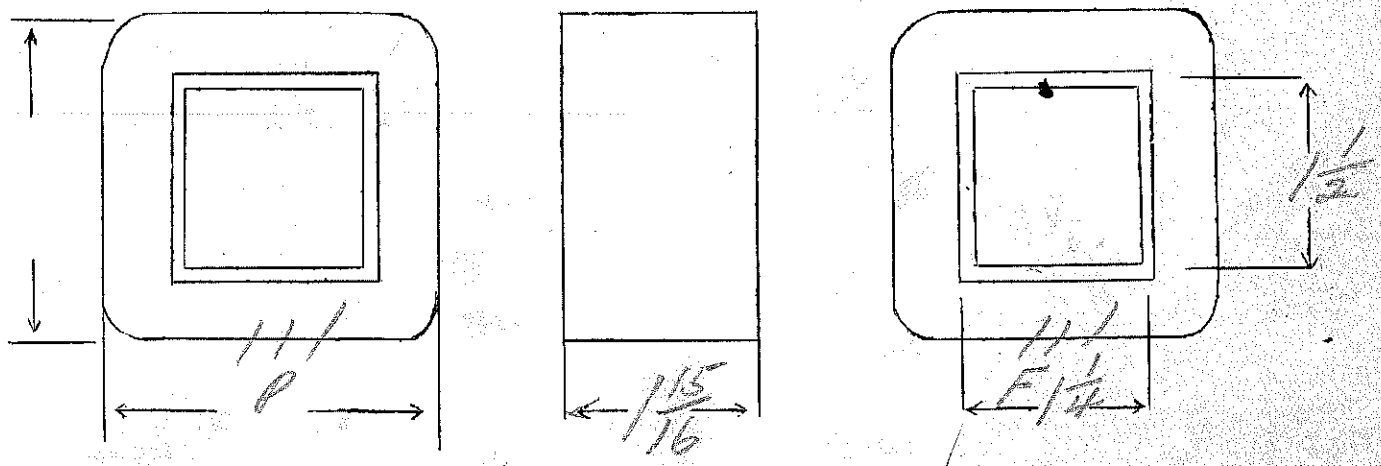
DATE 6/19/37

EP - 115 - 120
 ES - 1130 - 1180 - 1230 V reverse CT -
 EF - 7.5 VOLT. - 3.5 amp

SPEC. NO. 3419
 all 2962

Winding	SEC	SHIELD	PRI	FIL			
Turns	8400 8240 320		395	26			
Taps	8080 160 4200		368	13			
Wind. Lgth.	1.75	1.75	1.75				
Wire Size	#37	#37	#23	#17			
T.P.L.	780		67				
Kind Term.	Sil Br	Sil Br	WIRE ONLY				
Term. Lgth.	3"	3"	3"	3"			
Layer Insul.	double 20		50#				
Test Volt.	2500						
Wrapper	2007VC	11007VC	210076A	210076A			
TUBE	71007 + 11007VC		IMPREGNATION	VARNISH			
CORE	1 1/4 x 1/2		PRIMARY V.A.				
MOUNTING	B						

heavy finishing - for 2500V
 spiral into position



DESIGNED BY D. W. Laver

DATE 6/22/37

Ep-100-110-120 500W

EF-25V-CT-10amp-10000V Ins

SPEC. NO.

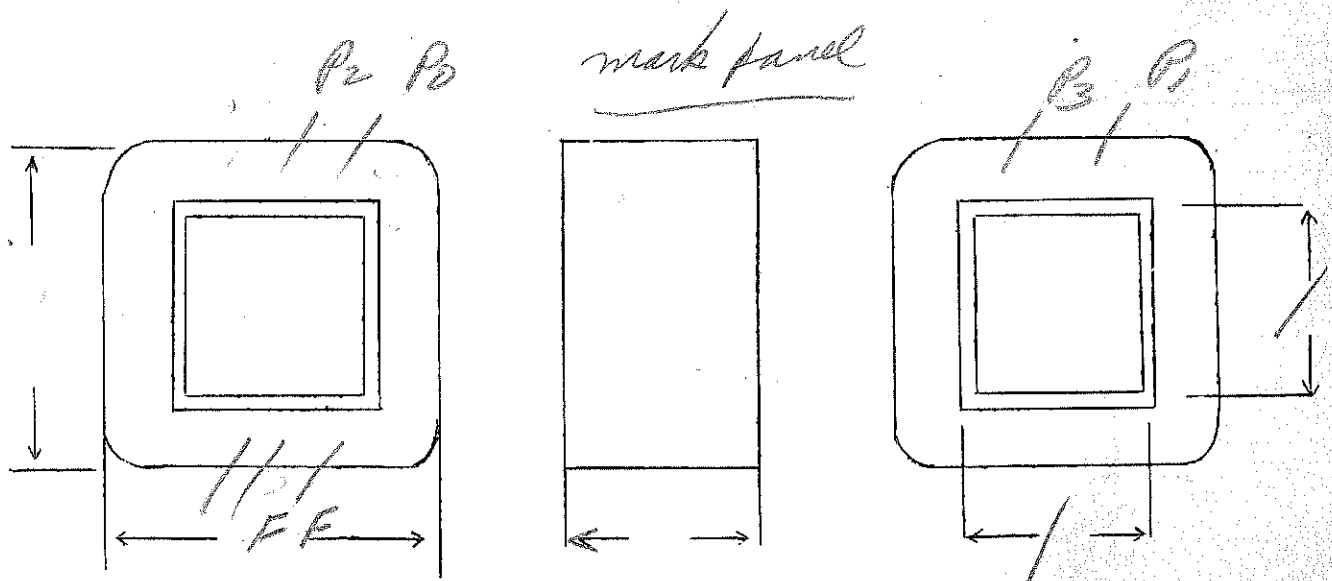
3420

355

Winding	PRI	FIL				
Turns	425	10				
Taps	390 355	5				
Wind. Lgth.	1.25					
Wire Size	#27	#13				
T.P.L.	75-7	2L	center!			
Kind Term.	WIRE	ONLY				
Term. Lgth.	3"	3"				
Layer Insul.	50#	10000	no heavy end papers			
Test Volt.						
Wrapper	4607VC 2L0050A	4607VC 2L0050A				

TUBE	7007	IMPREGNATION	VARNISH
CORE	1X1	PRIMARY V.A.	
MOUNTING	BB		

Set on 50 volt primary only! 115V 50W will have extra dim



DESIGNED BY *gww*

DATE 6/25/37

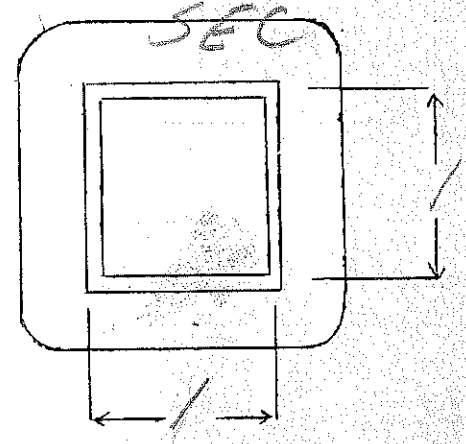

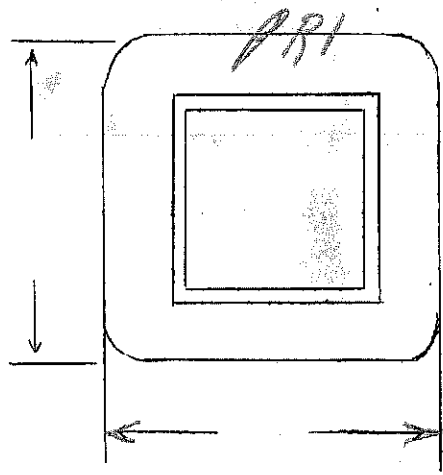
Ep - 110, 115, 120 V - 500 W

E3 - 2000 VCT - 10 mA

SPEC. NO. 3421

N/F = 3

Winding	PRI	SEC				
Turns	360 345	6600				
Taps	330	3300				
Wind. Lgth.	1.25	3/4"				
Wire Size	#28	#39				
T.P.L.	83-6	165-40				
Kind Term.	W/O	SIL BR				
Term. Lgth.	3"	3"				
Layer Insul.	40 H	DOUBLE 16 H				
Test Volt.		5000 V				
Wrapper	32007 VC	32007 VC 21005 BA				
TUBE	52007		IMPREGNATION	WAX		
CORE	1X1		PRIMARY V.A.			
MOUNTING	B					



DESIGNED BY *GW*

DATE *7/8/37*

Ep-120 = ~~100~~ @ 60V R.J. LINDQUIST Plate Supply Transf

E3-2500/1550V @ 550MA, #1

SPEC. NO. 3422


OVER V. - PRI TAPS

Winding	SEC	PR1				
Turns	2520	117	73			
Taps						
Wind. Lgth.	2 1/2	2 3/4				
Wire Size	#25	#12	#18			
T.P.L.	100-21					
Kind Term.	4-20 Vulcan	WIRE	ONVY			
Term. Lgth.	18	3"	3"	finish only.		
Layer Insul.	hardly 50#	607	Kraft	start wire only		ground
Test Volt.	7500V					to prove
Wrapper	2600566		2600566 11010RD			

TUBE 1040074 1100, 7VC IMPREGNATION VARNISH
 CORE 1 3/4 x 3 7/8 PRIMARY V.A.

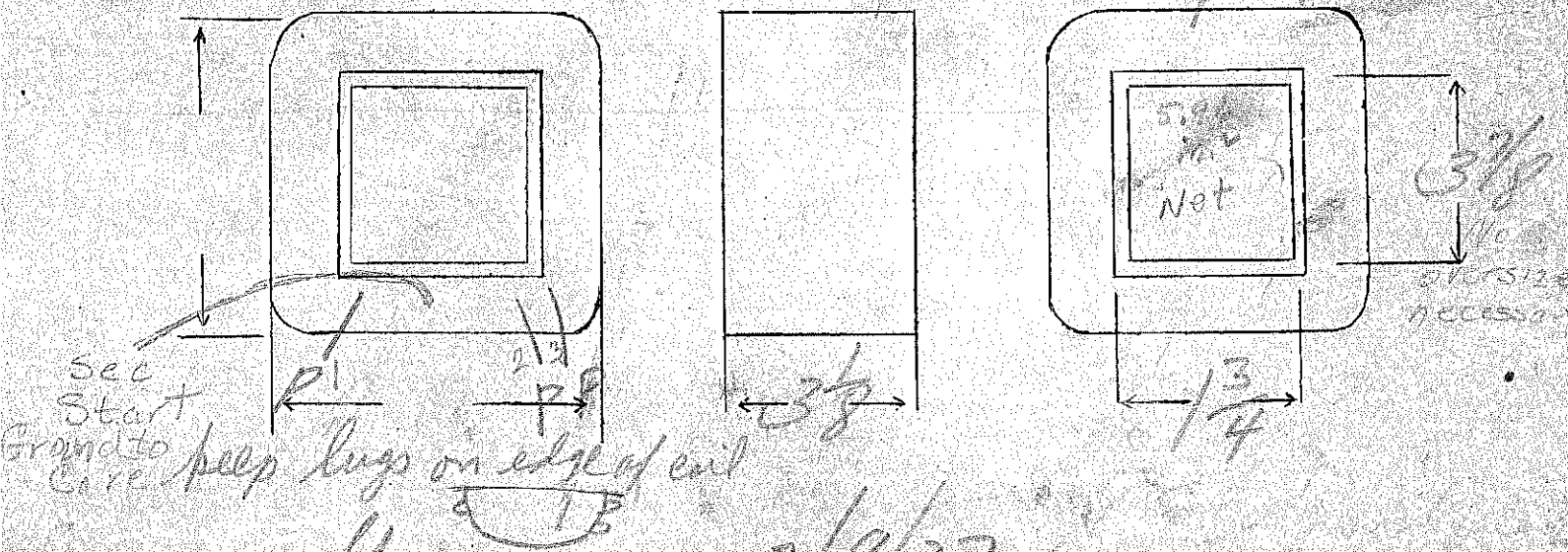
MOUNTING C- steel shell with lugs - one ground hole

TPV-975
 Fe-646 @ 600
 Cu-930-600



1" dia top for sec finish lead

See finish



DESIGNED BY

Gw

DATE

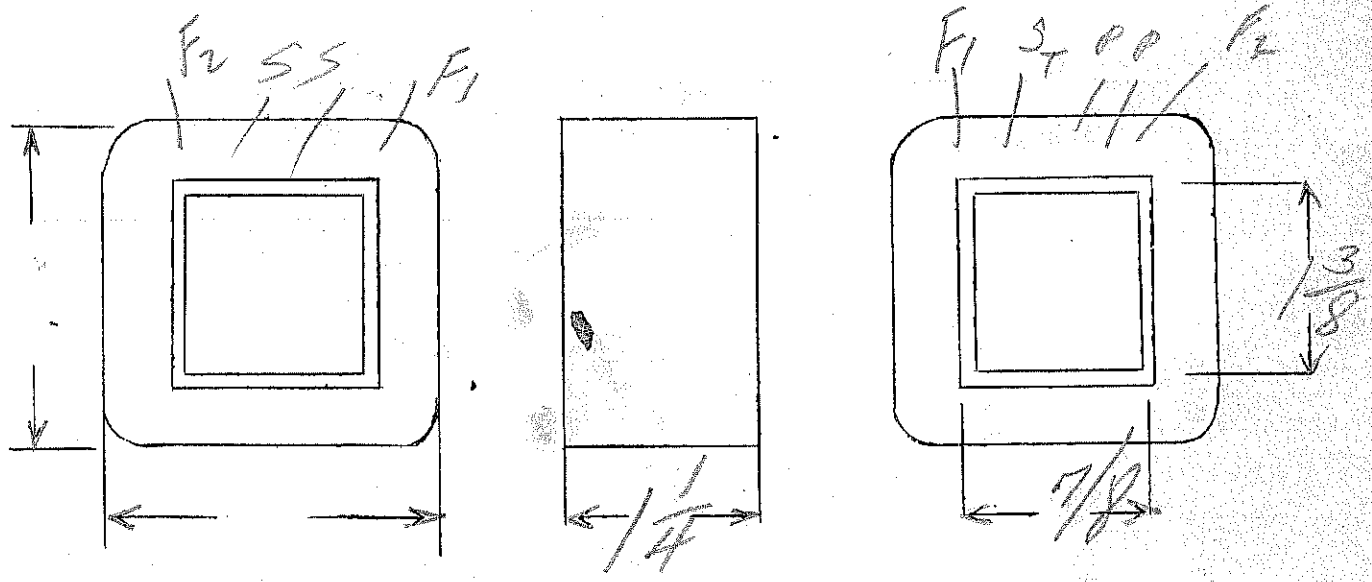
7/9/37

$E_p - 125V$ $E_{F1} - 5V - 2a$ 4 tube
 $E_s - 645$ (open) $E_{F2} - 2.5V - 4a$

4.55 SPEC. NO. 3423

Winding	SEC	SHIELD	PRI	F1	F2		
Turns	2950	71	568	26	13		
Taps	1475						
Wind. Lgth.	1 1/6	✓	✓	✓	✓		
Wire Size	#37	#28	#28	#21	double #20		
T.P.L.	190-16		71-8				
Kind Term.	#27 Cellac	W.D.	#27 Cellac	WIRE ONLY			
Term. Lgth.	9"	3"	9"	9"	9"		
Layer Insul.	double 14#		40#				
Test Volt.							
Wrapper	2L007VC	2L005VC	2L005BA	2L005BA	2L005BA		
TUBE	5L007			IMPREGNATION	VARNISH		
CORE	7/8 x 1 3/8			PRIMARY V.A.			
MOUNTING	A						

TO FAT - CORRECT



DESIGNED BY *gwr*

DATE *7/9/37*

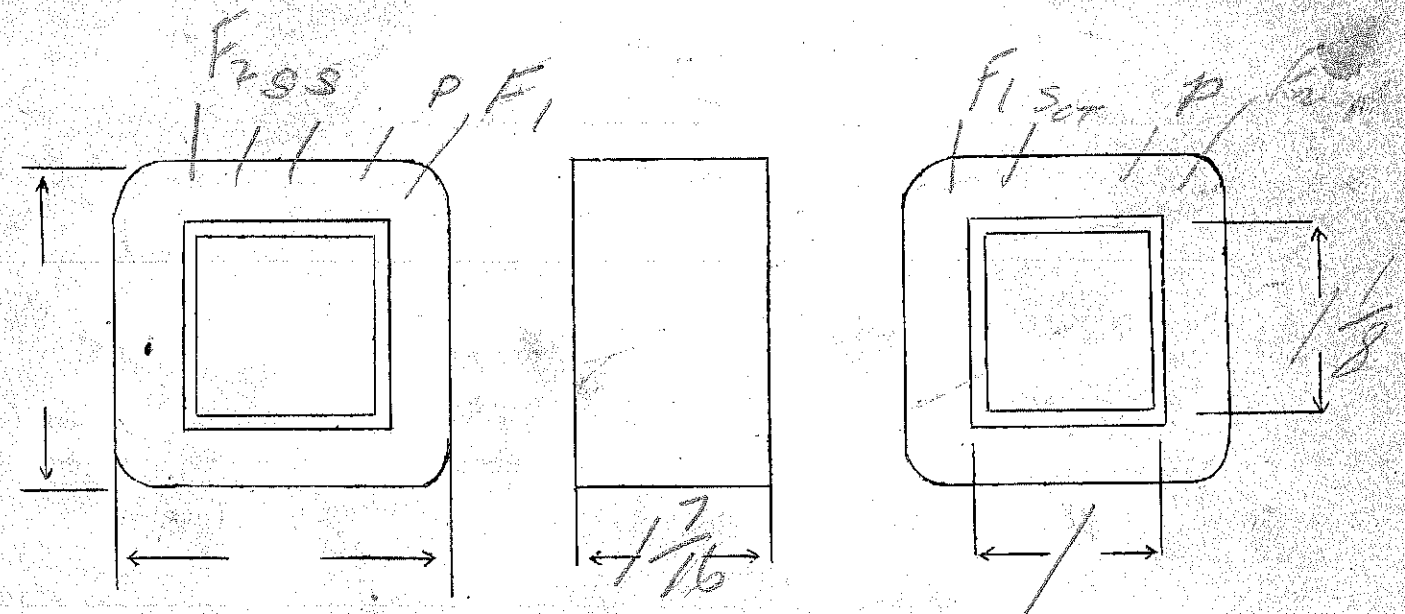
Ep - 125V EF1 - 5V-2A
 Es - 670V (open) EF2 - 25V-5amp

475

SPEC. NO. 3424

Winding	SEC	SHIELD	PR1	F1	F2		
Turns	3200	67	595	26	13		
Taps	1000.						
Wind. Lgth.	1.25	✓	✓	✓			
Wire Size	#37	#26	#26	#20	double #19		
T.P.L.	229-14		67-9				
Kind Term.	#22 Cellac	W.O.	#22 Cellac	WIRE ONLY			
Term. Lgth.	9"	3"	9"	9"	9"		
Layer Insul.	double 14 #		40 #				
Test Volt.							
Wrapper	11005VC	11005VC	21005BA	21005BA	21005BA		

TUBE 54007 IMPREGNATION VARNISH
 CORE 1x1/8 PRIMARY V.A.
 MOUNTING A



DESIGNED BY Geo DATE 7/8/37

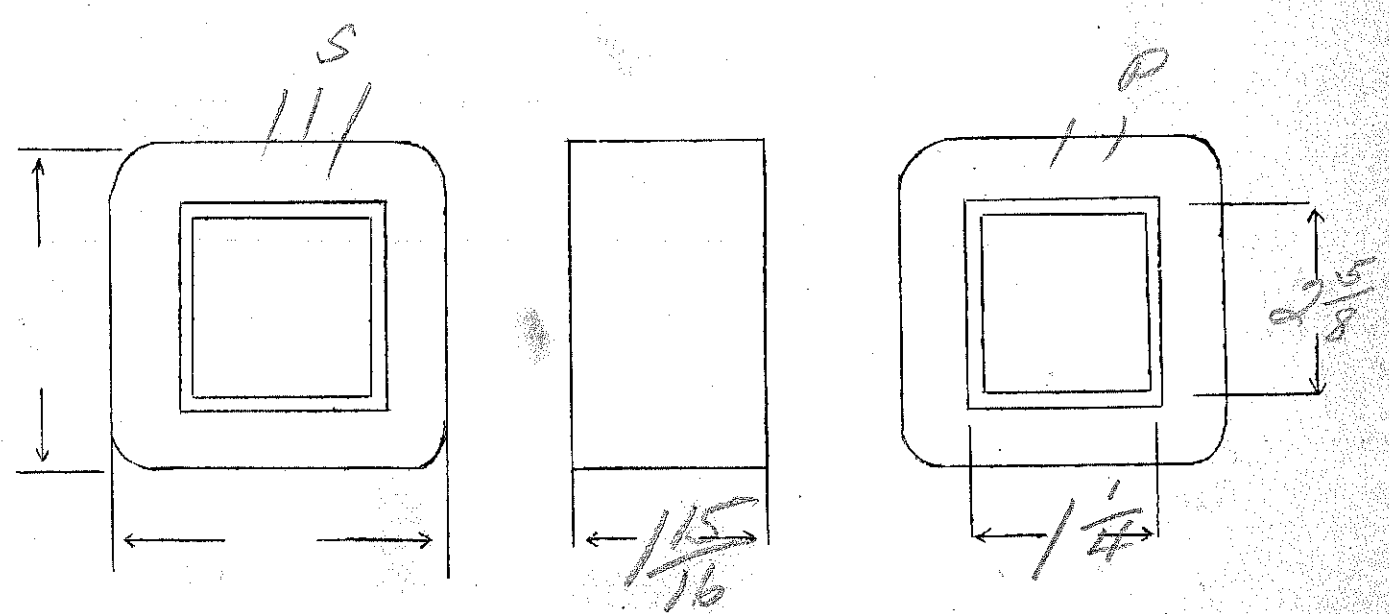
Ep- 120V

ES - 1050V VCT - 300 ma

197

SPEC. NO. 3425

Winding	SEC	SHIELD	PRI			
Turns	2280	116	236			
Taps	1140					
Wind. Lgth.	1.75	✓	✓			
Wire Size	#28	#28	#20			
T.P.L.	116-20		5 Layers			
Kind Term.	#20 Cork		WIRE ONLY	- Slewing		
Term. Lgth.	9"		9"			
Layer Insul.	double 20#					
Test Volt.						
Wrapper	21007VC	21007EA	21007CA			
TUBE	91007+1007VC		IMPREGNATION	VARNISH		
CORE	1 1/4 x 2 1/8		PRIMARY V.A.			
MOUNTING	A					



DESIGNED BY *gw*

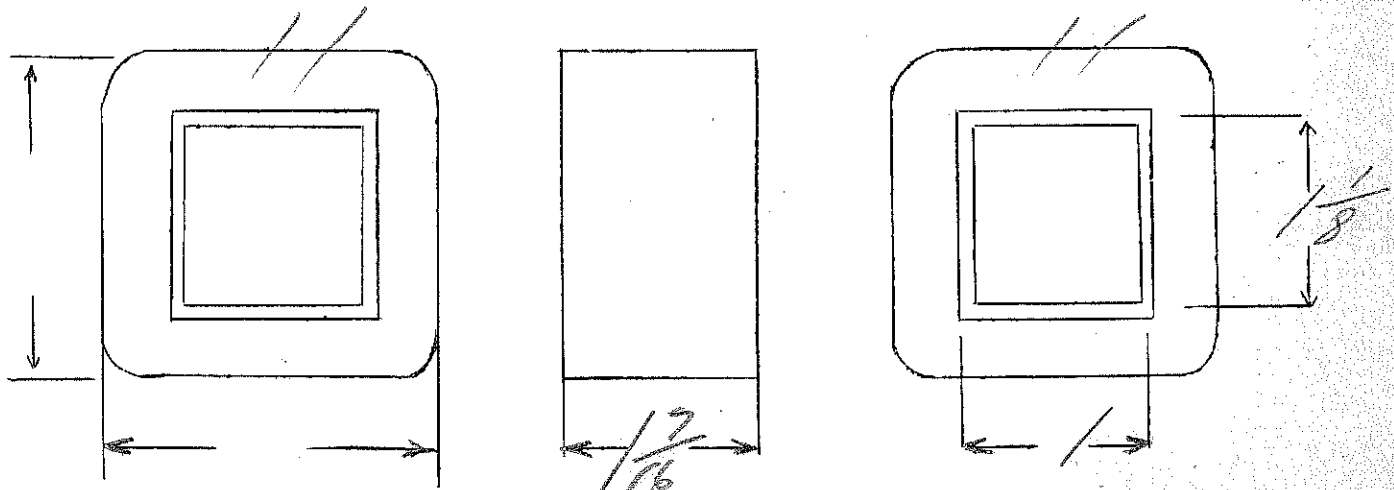
DATE 7/15/37

Ep-120V
 Es-10V-5amp

56

SPEC. NO. 3426

Winding	PRI	SEC				
Turns	600	56				
Taps						
Wind. Lgth.	1.25	1.25				
Wire Size	#26	#16				
T.P.L.	67-9	3L				
Kind Term.	WIRE	ONLY				
Term. Lgth.	3"	3"				
Layer Insul.	40#					
Test Volt.						
Wrapper	30056A	30056A				
TUBE	76007		IMPREGNATION		VARNISH	
CORE	1x1/8			PRIMARY V.A.		
MOUNTING	B					



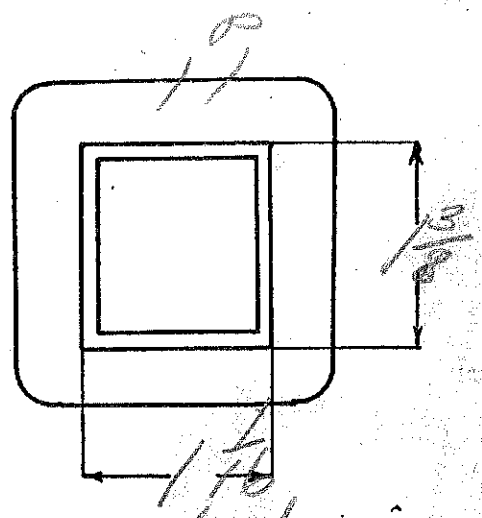

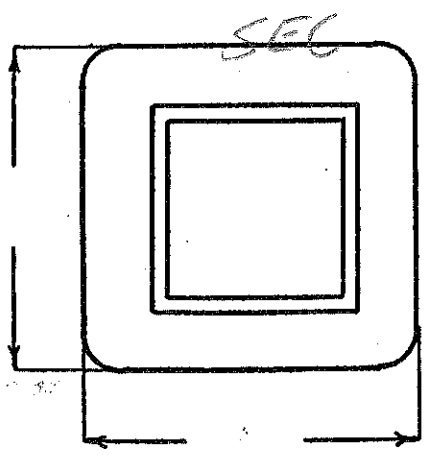
DESIGNED BY GW

DATE 7/28/37

OUT

EP-120
 ES-700V (open) - CT-45ma 6.6
 EF-5V-2amp EF-6.3V-2amp SPEC. NO. 3427-25N

Winding	SEC	SHIELD	PR1	A	F ₂		
Turns	4750	71	780	38	47		
Taps	2375						
Wind. Lgth.	1 15/32	✓					
Wire Size	#36	#25	#25	#20	#20		
T. P. L.	240-20		71-11				
Finish							
Type Lead	#20 P/B		#30 P/B	WIRE ONLY			
Lead Lgth.							
Layer Insul.	Double 16#		40#				
Test Volt.							
Wrapper	11007VC	11005VC	21005GA	21005GA	21005GA		
TUBE	72007			IMPREGNATION	VARNISH		
CORE	1/16 x 1 3/8 GA.			GRADE	STACK		
MOUNTING	A						



DESIGNED BY *[Signature]*

DATE 1/21/38


Ep - 120V
 Es - 700V (open) - 45 ma
 E_{F1} - 5V - 2 amp
 E_{F2} - 6.3V

460 SPEC. NO. 3427

Winding	SEC	SHIELD	PR1	F ₁	F ₂		
Turns	3220	66	552	26	32		
Taps	1610			✓	✓		
Wind. Lgth.	1.25	1.25	1.25				
Wire Size	#37	#26	#26	#20	#20		
T.P.L.	230-14		66-9				
Kind Term.	#22 Collac	W.O	#22 Collac	WIRE	ONLY		
Term. Lgth.	5"		1-6" 1-10"	6"	5"	see card only	
Layer Insul.	double 16#		40#				
Test Volt.							
Wrapper	11007VE	11005VC	21005GA	21005GA	21005GA		

TUBE 5L007 IMPREGNATION VARNISH
 CORE 1x1/8 PRIMARY V.A.
 MOUNTING A

F₁ - 5.6 gr
 F₂ - 11.2 Blue
 S - 720 - 360



Ep-120

E5- 750-1500-3000V-200ma
148

SPEC. NO. 3428

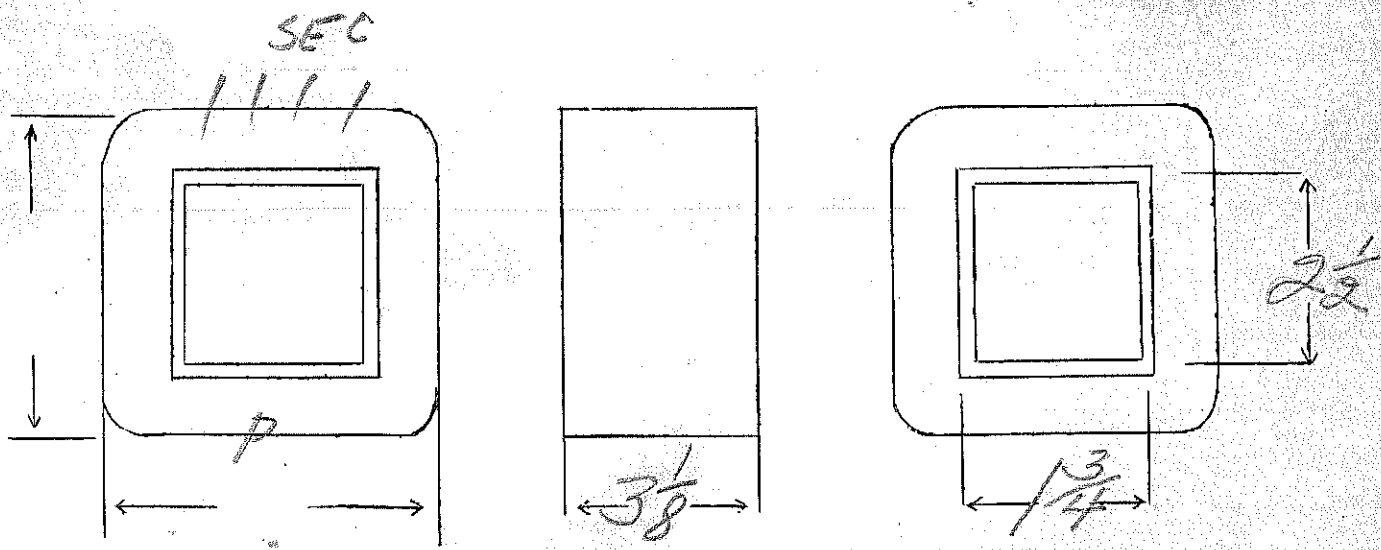
Winding	SEC	PRI				
Turns	4800	177				
Taps	2400 1200					
Wind. Lgth.	2 1/4					
Wire Size	#28	#14				
T.P.L.	150-32	6L				
Kind Term.	WIRE	ONLY				
Term. Lgth.	3"	3"				
Layer Insul.	double 30#	007K				
Test Volt.	7500V					
Wrapper	2L007VC 2L005GA	3L005GA				

TUBE	10L007+1L007VC	IMPREGNATION	VARNISH
CORE	1 3/4 x 2 1/2	PRIMARY V.A.	

MOUNTING uncast brackets only - see to heliote strip

Start lead in on
6"

Pri to lug
leave bolts long



DESIGNED BY *Dat*

DATE 7/24/37

Ep - 120

Es - 3-75-15-30-75V - 1 amp cap.

150 - 300V - .5 amp cap

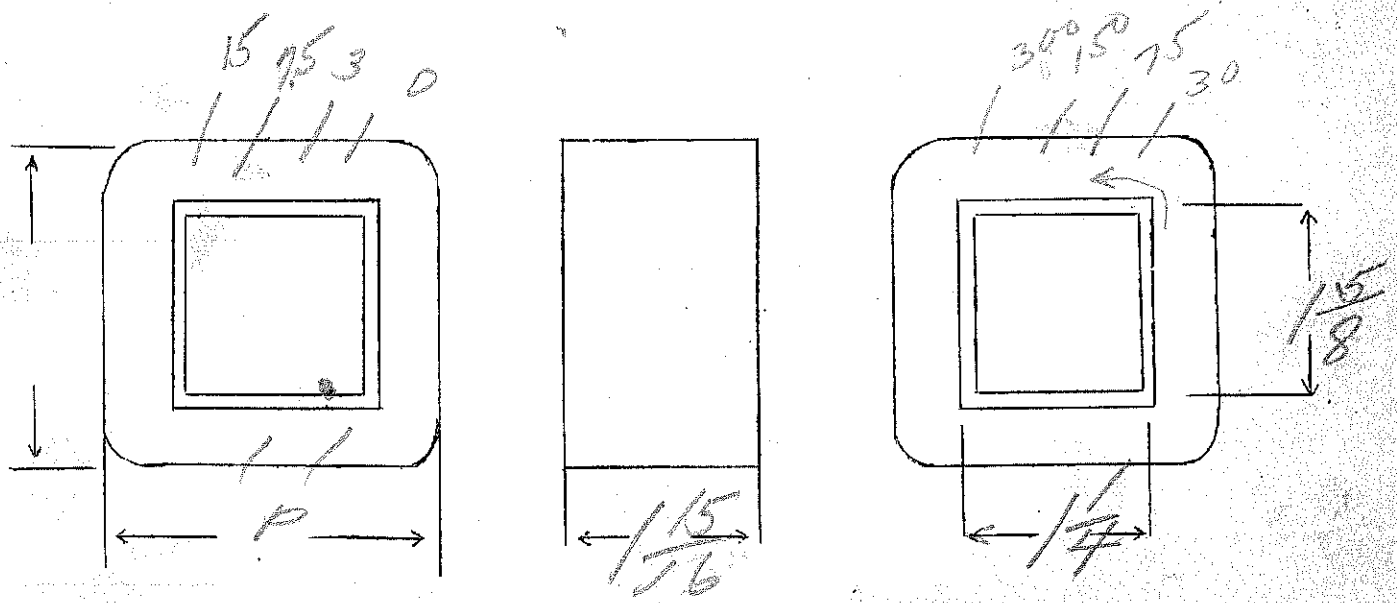
SPEC. NO.

3429

Winding	PRI	SEC	continuous			
Turns	360	745	245			
Taps		495	235	221-197	-148	
Wind. Lgth.	1.75	1.75				
Wire Size	#21	#25	#22			
T.P.L.	54-7	83-9	5L			
Kind Term.	WIRE	ONLY				
Term. Lgth.	3"	3"	3"			
Layer Insul.	50#	50#	005 K.			
Test Volt.						
Wrapper	210076A			210076A		

TUBE	92007	IMPREGNATION	VARNISH
CORE	1 1/4 x 1 5/8	PRIMARY V.A.	
MOUNTING	BB		

end of sec. is short leave bolts long



DESIGNED BY

GW

DATE

9/28/37

Ep-120

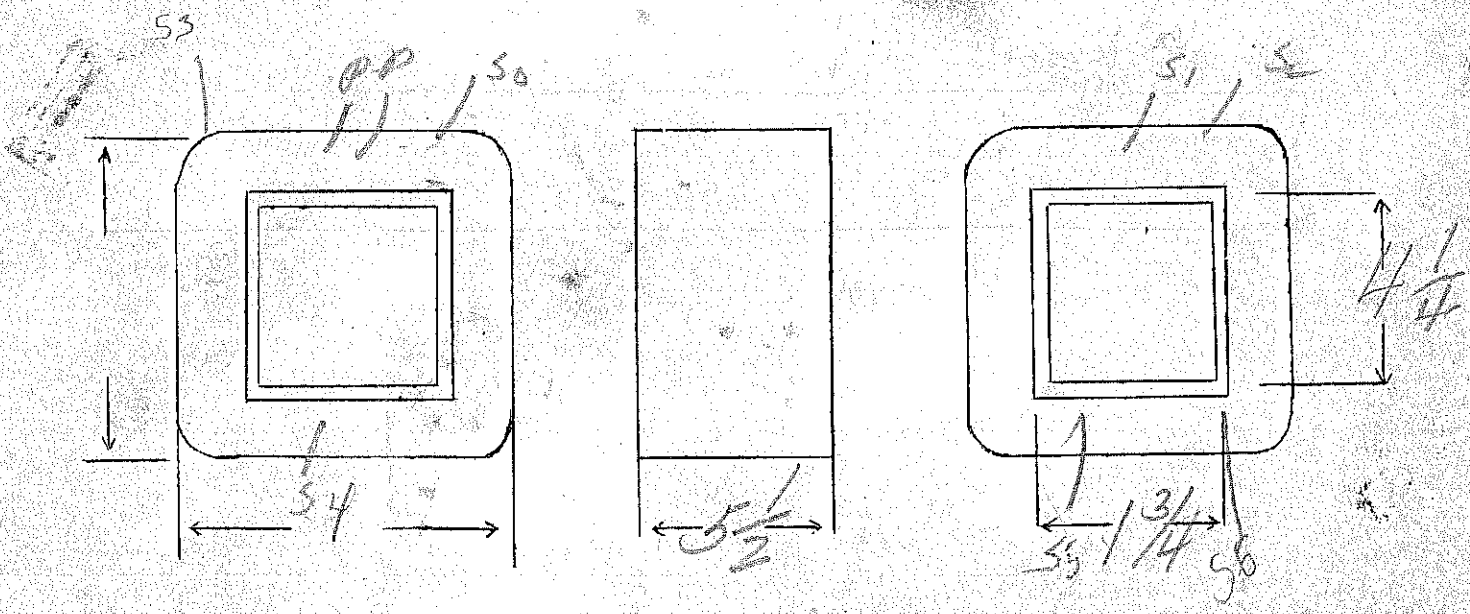
E_s-1, 2, 4 V - 500 amp capacity .95

6, 8, 10 V - 100 amp capacity SPEC. NO. 3430

	Continuous					
Winding	PRI	SEC				
Turns	114	4	16			
Taps		2-1	2-4			
Wind. Lgth.	5 1/4					
Wire Size	#9	3 strands #9	4 strands #9			
T.P.L.	3L					
Kind Term.	WIRE ONLY					
Term. Lgth.	8"	8"				
Layer Insul.	double					
Test Volt.	500V					
Wrapper	4 L00569					

TUBE	126007	IMPREGNATION	VARNISH
CORE	1 3/4 x 4 double E - one E cut short 3/4"	PRIMARY V.A.	
MOUNTING	uncased		

Sec leads to be strip copper soldered in coil



DESIGNED BY *gsw*

DATE 7/29/37


auto transf. to control 2000 watt

2 coils
N/E = 4

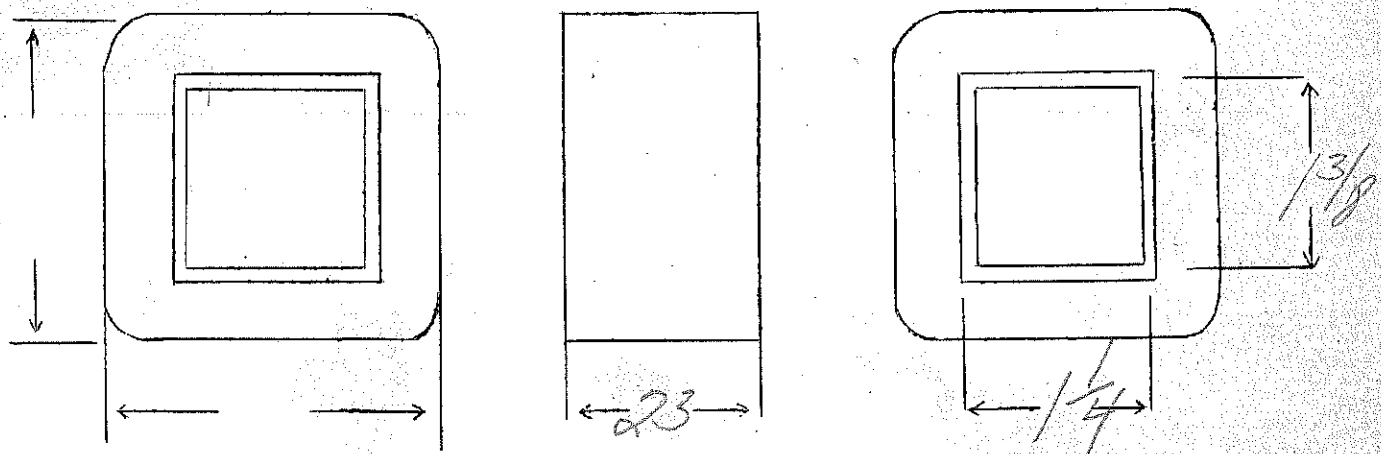
SPEC. NO. 3431

Winding							
Turns	240						
Taps							
Wind. Lgth.							
Wire Size	#12						
T.P.L.	1 layer						
Kind Term.	W.O.						
Term. Lgth.	6"						
Layer Insul.	-						
Test Volt.	-						
Wrapper	none						

TUBE	96007	IMPREGNATION	VARNISH
CORE	strip laminations	PRIMARY V.A.	
MOUNTING	unraced		



strips $1\frac{1}{4} \times 24\frac{1}{2}$
 $1\frac{1}{4} \times 2$



DESIGNED BY *GW*

DATE 8/2/37

auto transformer to control 600 watt

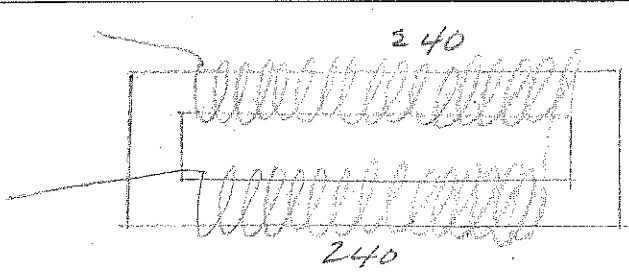
2 coils

N/E = 4

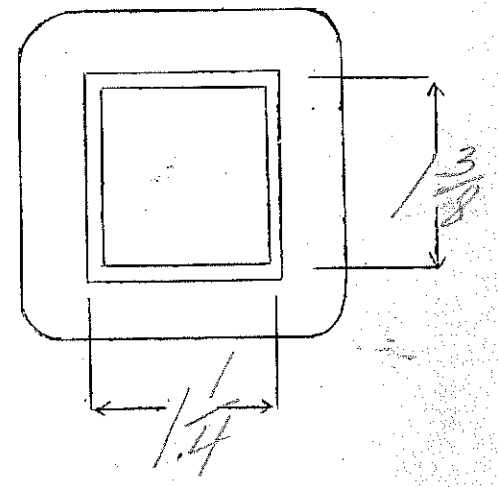

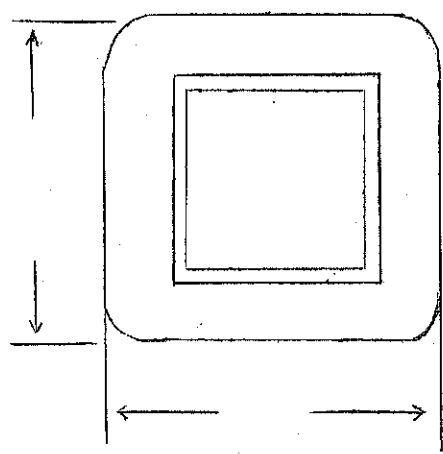
SPEC. NO. 3432

Winding							
Turns	240						
Taps	—						
Wind. Lgth.							
Wire Size	#15						
T.P.L.	1 layer						
Kind Term.	W.O.						
Term. Lgth.	6"						
Layer Insul.	—						
Test Volt.							
Wrapper	none						

TUBE	9007	IMPREGNATION	VARNISH
CORE	strip	PRIMARY V.A.	
MOUNTING	unsd		



STRIPS - $1\frac{1}{4} \times 18$
 $1\frac{1}{4} \times 2"$
 to be used as a regulator



DESIGNED BY *JW*

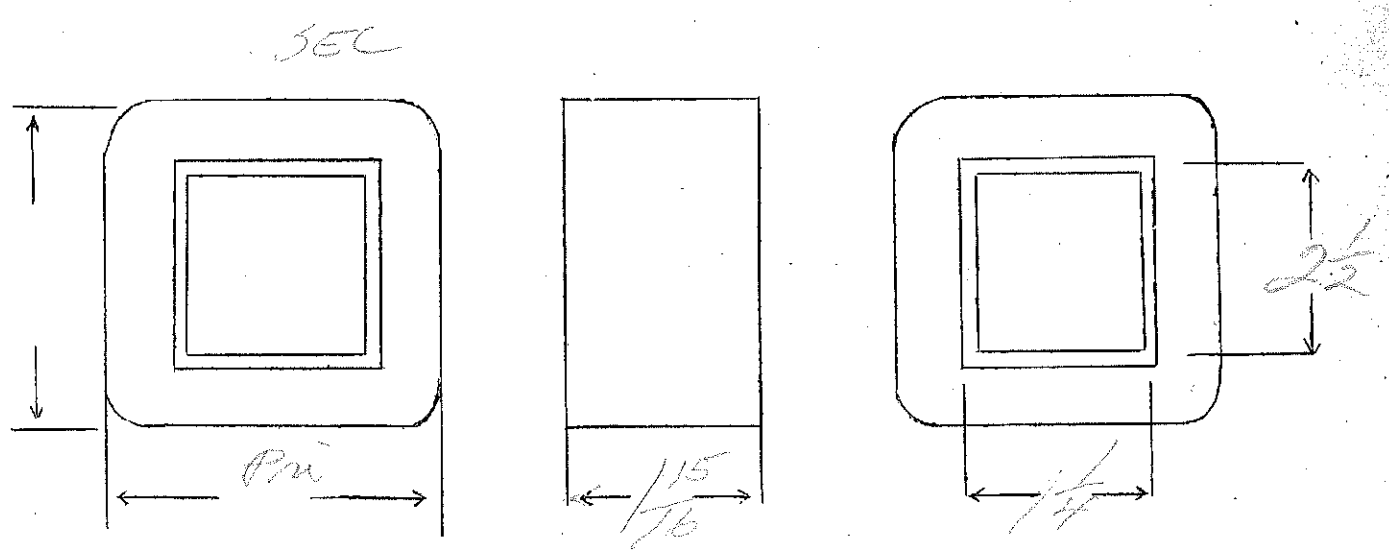
DATE 8/2/37

Ep-120
 Es-340-175V amp, 85V-45V-5amp

SPEC. NO. 3433

Winding	<i>Continuum</i>					
Turns	187	563	240			
Taps	99	220				
Wind. Lgth.	1.75	✓	✓			
Wire Size	#22	#25	#19			
T.P.L.	60-4	83-8	6L			
Kind Term.	WIRE ONLY					
Term. Lgth.	3"	3"	3"			
Layer Insul.	50#		907K			
Test Volt.						
Wrapper		210076A	210076A			
TUBE	91007		IMPREGNATION	VARNISH		
CORE			PRIMARY V.A.			
MOUNTING	BB					

double paper over & under spiral



DESIGNED BY *Sw*

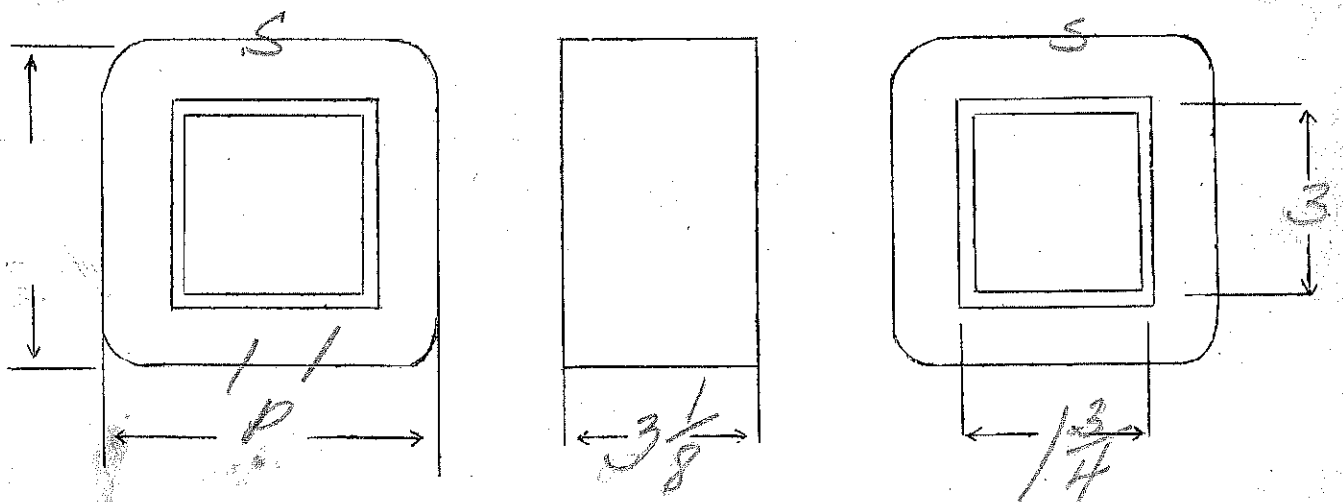
DATE *8/2/37*

Ep-120
 Es - transformer dc - 750V. 1500V - 3000V @ 200mA
 1-866 rectifier
 SPEC. NO. 3434
 120

Winding	SEC	PR1					
Turns	4300	144					
Taps	2100 1150						
Wind. Lgth.	2 1/4						
Wire Size	#28	#13					
T.P.L.	150-30	5L					
Kind Term.	WIRE ONLY						
Term. Lgth.	3"	3"					
Layer Insul.	double 30#	.007K					
Test Volt.	7500						
Wrapper	3L007VC 2L005GA	3L005GA					

TUBE	10L007+2L007VC	IMPREGNATION	VARNISH
CORE	1 3/4 x 3	PRIMARY V.A.	
MOUNTING	uncased - SEC to Bakelite strip - pri to legs		

ac - 885 - 1715 - 3 3/65 for choke input leave bolts long
start lead in coil



DESIGNED BY GW DATE 7/29/32

Ep-120V

EF1-5V-2amp

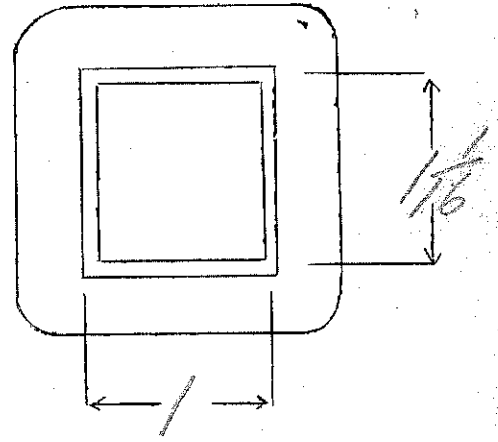

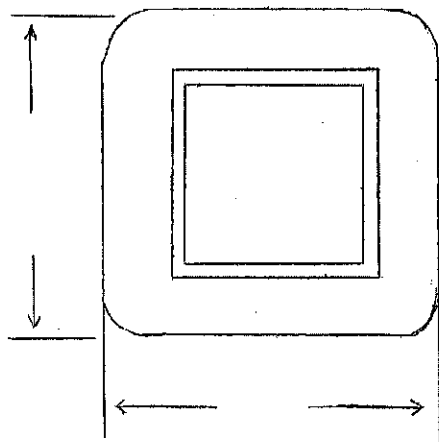
ES-500 VCT. 50 ma

EF2-6.0V-2.5amp

3435

4.85 SPEC. NO.

Winding	SEC	SHIELD	PR1	F1	F2		
Turns	2660		582	27	33		
Taps	1330						
Wind. Lgth.	1.25	1.25	1.25				
Wire Size	#36	#26	#26	#20	#20		
T.P.L.	200-14		66-9				
Kind Term.	#22 Quadax	w.o.	#22 Quadax	wire	only		
Term. Lgth.	9"	3"	9"	9"	9"		
Layer Insul.	double 16#		40#				
Test Volt.							
Wrapper	1000VC	1000VC	2005BA	2005BA	2005GA		
TUBE	52007			IMPREGNATION		VARNISH	
CORE	1x1/16				PRIMARY V.A.		
MOUNTING	SA - Black						



DESIGNED BY

Gweaver

DATE

7/12/37

Ep-120V

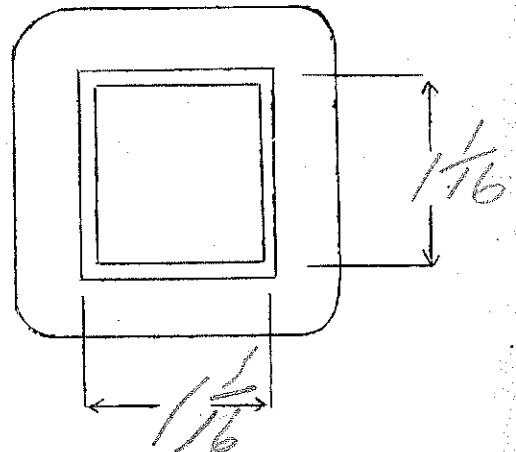

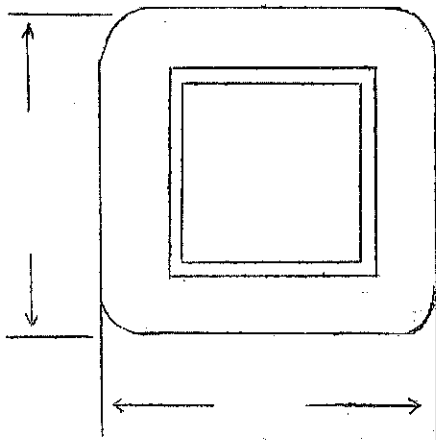
Ep₁ - 5V - 3amp

Es - 550 VCT - 110ma Ep₂ - 6.0V - 3.5amp 3436

47

SPEC. NO.

Winding	SEC	SHIELD	PRI	F ₁	F ₂		
Turns	2750		564	26	32		
Taps	1375						
Wind. Lgth.	1 $\frac{15}{32}$	✓	✓	✓	✓		
Wire Size	#33	#33	#24	#18	#18		
T.P.L.	172-16		63-9				
Kind Term.							
Term. Lgth.							
Layer Insul.	double 16#		50#				
Test Volt.							
Wrapper	14007VC	14005VC	240056A	✓	240056A		
TUBE	7407			IMPREGNATION		VARNISH	
CORE	1 $\frac{1}{16}$ x 1 $\frac{1}{16}$				PRIMARY V.A.		
MOUNTING	SA						



DESIGNED BY

[Signature]

DATE

7/14/37

Ep-112
 Es- 600VET-40ma
 Ef- 5V-2amp

Ef- 6.3V-117amp
 for use with
 Ballast tube

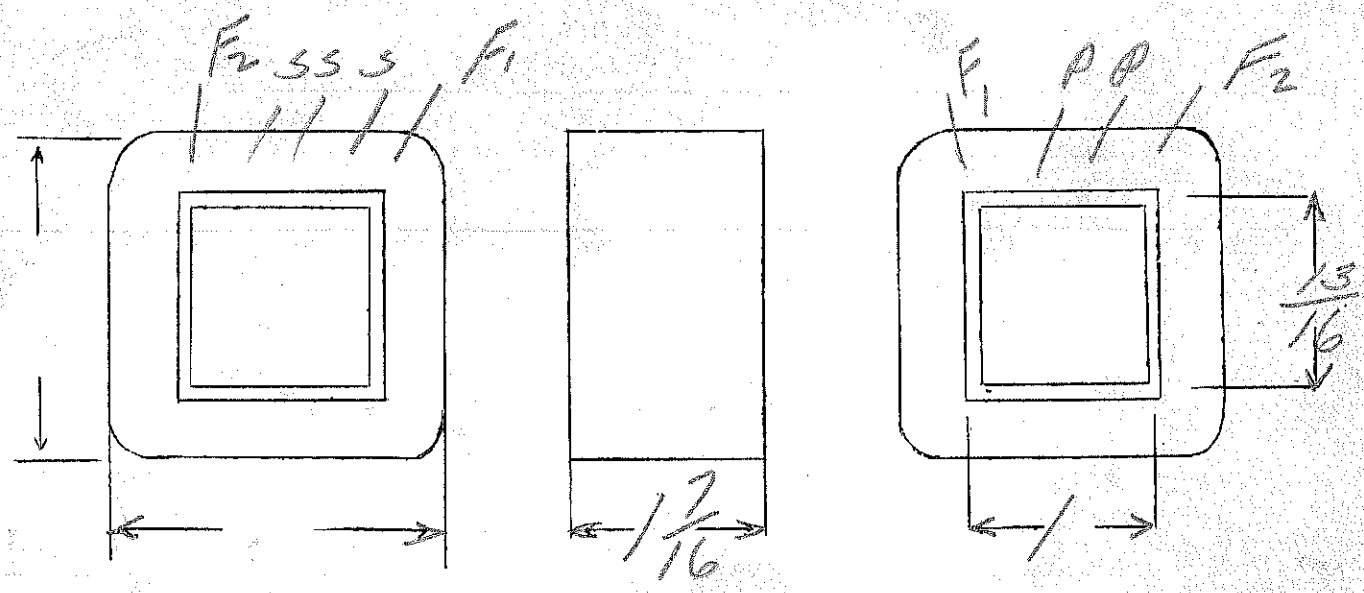
similar to 150
 3437

SPEC. NO.

Winding	SEC	SHIELD	PRI	F1	F2		
Turns	4000	72	710	35	43		
Taps	2000						
Wind. Lgth.	1.25	✓	✓	✓	✓		
Wire Size	#37	#27	#27	#21	#22		
T.P.L.	226-18		72-10				
Kind Term.	#22 cellac	WO.	#22 cellac				
Term. Lgth.	4" <small>variable case</small>		7"	4"	7"		
Layer Insul.	double 14#	—	40#	—	—		
Test Volt.							
Wrapper	1L007C	1K05VC	2L05GA	2L05GA	2L05GA		

TUBE 3007 IMPREGNATION VARNISH
 CORE 1/8 ¹³/₁₆ PRIMARY V.A.
 MOUNTING SA- L.C.

118
 113.2

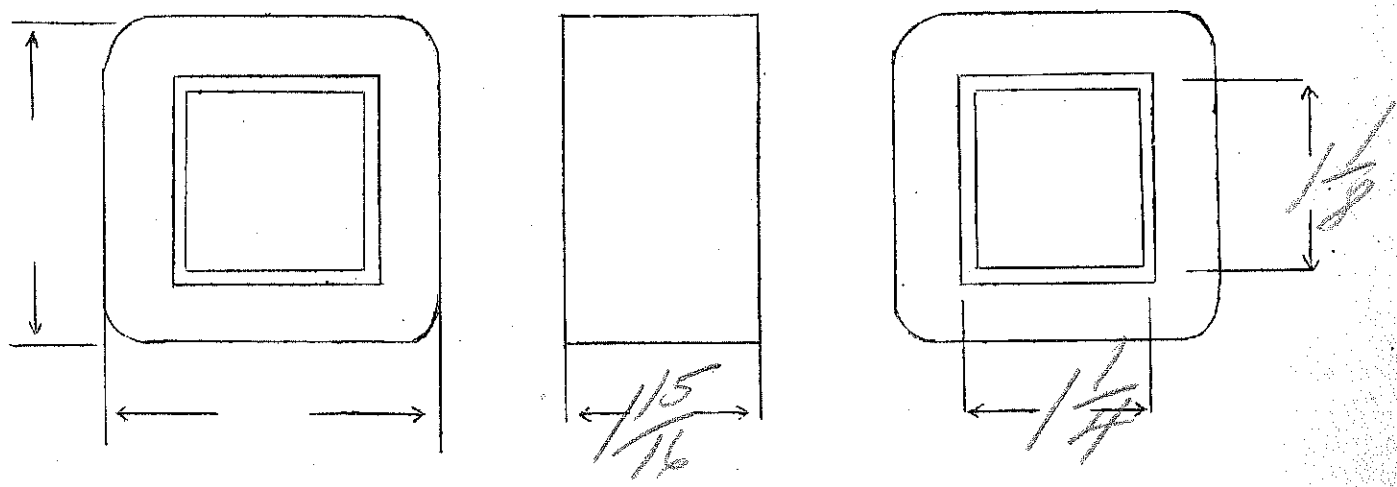


DESIGNED BY *DWA*

DATE 7/6/37

Ep - 120
 ES - 730VCT - to deliver 390Vdc @ 110 ma
 EF₁ - 5V, 3 amp EF₂ - 6.0V - 352 ma
 3.95 SPEC. NO. 3438

Winding	SEC	SHIELD	PRI	F ₁	F ₂		
Turns	3100		474	22	27		
Taps	1550						
Wind. Lgth.	1.75	✓	✓				
Wire Size	#32	#23	#23	#18	#17		
T.P.L.	18		8				
Kind Term.	#20 Pan Br		#20 Pan Br				
Term. Lgth.	9"	3"	9"				
Layer Insul.	double 10#		50#				
Test Volt.							
Wrapper	10007VC	10007VC	20056A	20056A	20056A		
TUBE	7007			IMPREGNATION		VARNISH	
CORE	1/4 x 1/2				PRIMARY V.A.		
MOUNTING	SA						

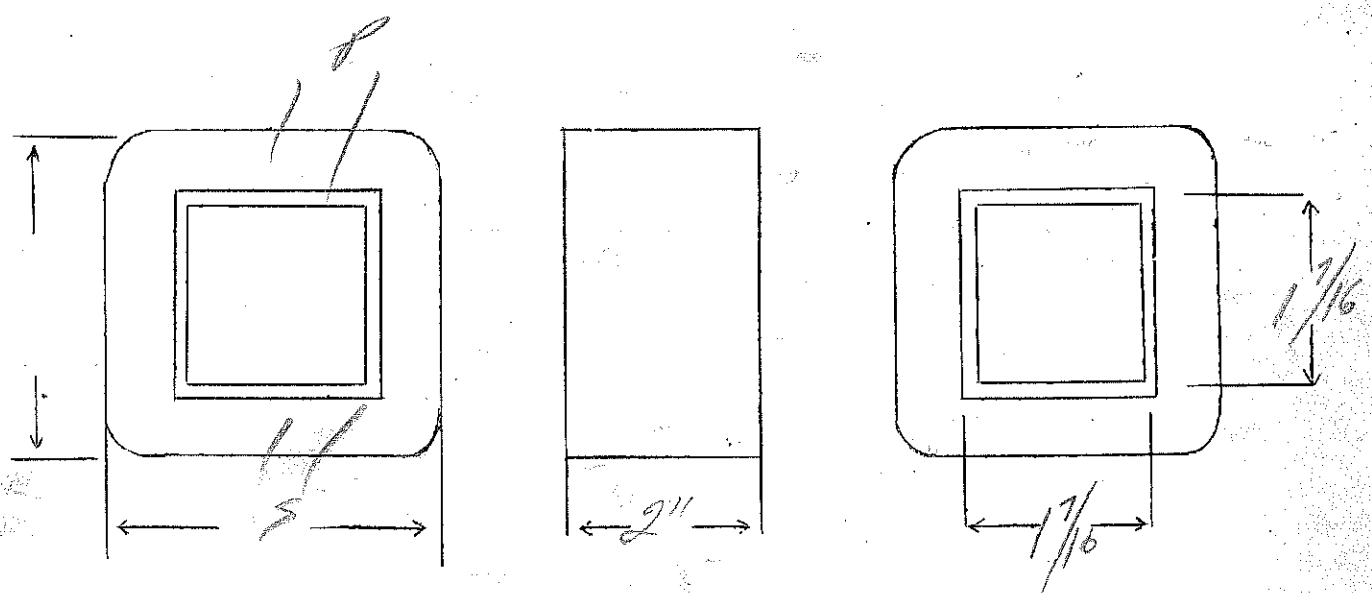


DESIGNED BY *Sw* DATE 7/15/37

Ep-120
Es-65V

SPEC. NO. 3439

Winding	PRI	PRI				
Turns	400	240				
Taps	—	—				
Wind. Lgth.	15/16	15/16				
Wire Size	21	18				
T.P.L.	60-7	40-6				
Kind Term.	# 14	motor cable				
Term. Lgth.	10"	10"				
Layer Insul.	.007 Kraft					
Test Volt.						
Wrapper	2L0055A	2L0075A.				
TUBE	7607	IMPREGNATION	Varnish			
CORE	17/16 x 17/16 - (special)	PRIMARY V.A.				
MOUNTING	S					



DESIGNED BY

DATE

Ep-120
 Es-280V-22 ma
 Ef-5V-1/4 amp

76

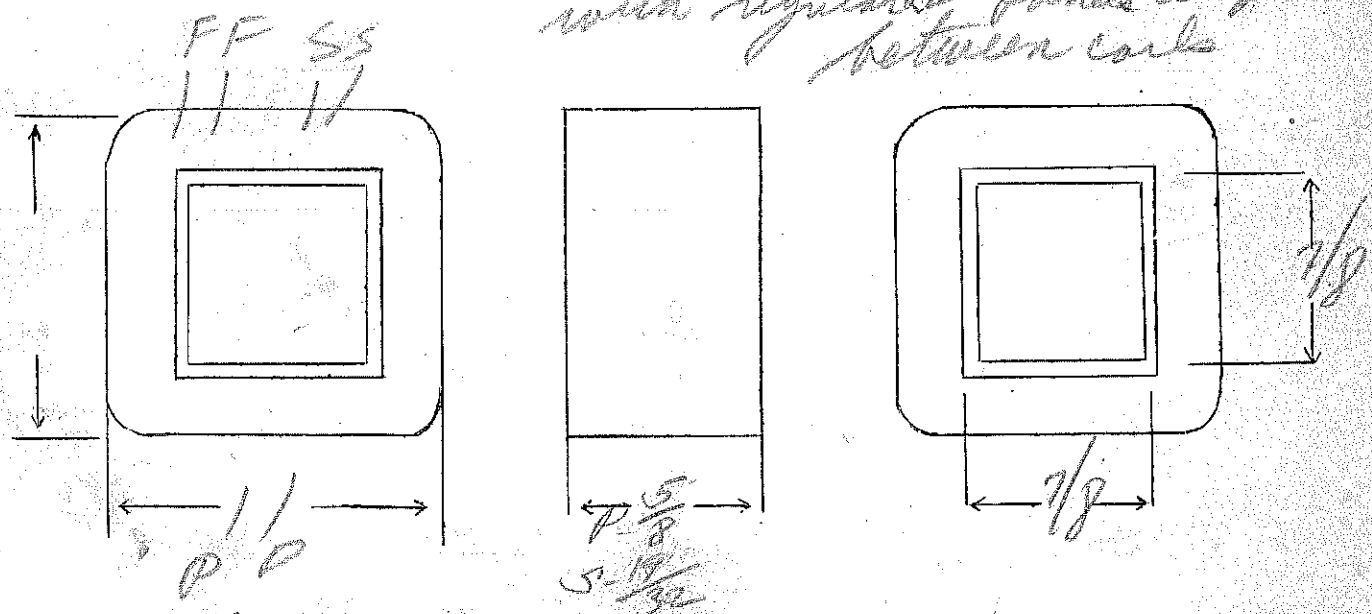
SPEC. NO. 3440

Winding	PRI	SEC	FIL			
Turns	910	2450	43			
Taps						
Wind. Lgth.	3/8	3/8				
Wire Size	#31	#37	#26			
T.P.L.	35-27	68-37	JL			
Kind Term.	Sil Br	Sil Br	W.O			
Term. Lgth.	3"					
Layer Insul.	30#	30#				
Test Volt.						
Wrapper	2L0056A	2L0056A	2L0056A			

TUBE	74007	IMPREGNATION	VARNISH
CORE	7/8 x 7/8 - 2x2 24 lsa	PRIMARY V.A.	
MOUNTING	D - 8 in down		

wrap in panel for pri + sec

stack coils side by side with regular 1/2" bands space between coils



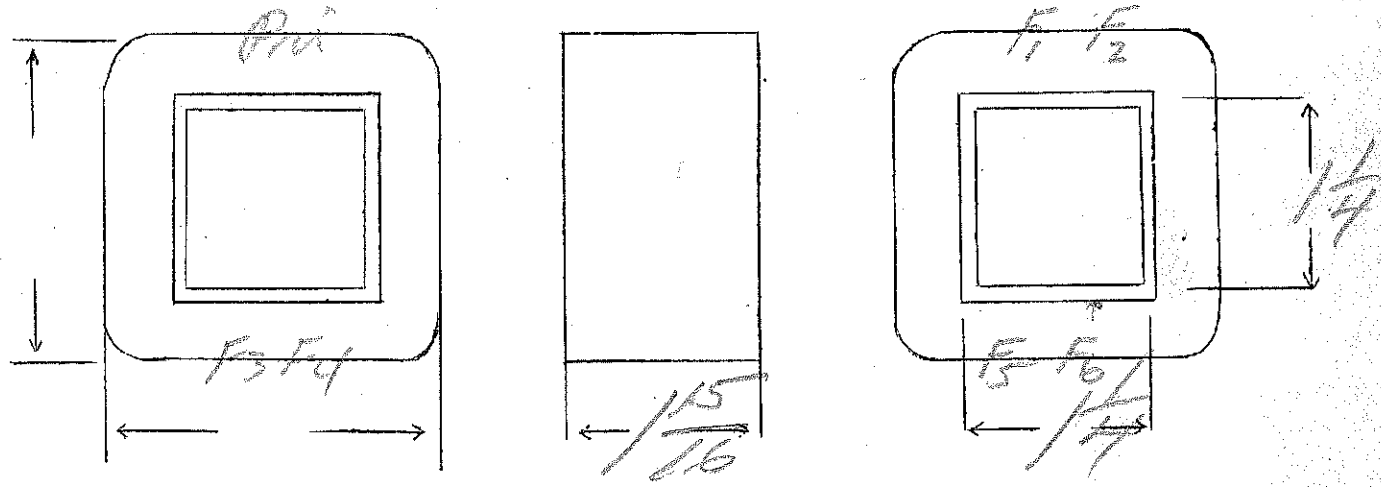
DESIGNED BY *[Signature]*

DATE 7/16/37

Ep - 210-230V EF5 - 5V-5A 2500V Ans.
 EF1 - EF2 - 6.0V-3A EF6 - 75V-4A 115 volts
 EF3 - EF4 - 2.5V-4A SPEC. NO. 3441

	PRI	F1	F2	F3	F4	F5	F6
Winding	PRI	F1	F2	F3	F4	F5	F6
Turns	830	25	25	10	10	20	30
Taps	760						
Wind. Lgth.	1.75	-	-	-	-	-	-
Wire Size	#24	#18	#18	#17	#19	#16	#17
T.P.L.	76-11						
Kind Term.	#20 P.A.C.	WIRE ONLY					
Term. Lgth.	9"	9"	9"	✓	✓	✓	✓
Layer Insul.	50#						
Test Volt.			2500				
Wrapper	340076A	340076A				340076A	DOUBLE
TUBE	74007	IMPREGNATION			VARNISH		
CORE	1/2" x 1/4"	PRIMARY V.A.					
MOUNTING	A						

separate all fil. by 2woove



DESIGNED BY *Geo*

DATE 7/22/37

Ep - 210-230

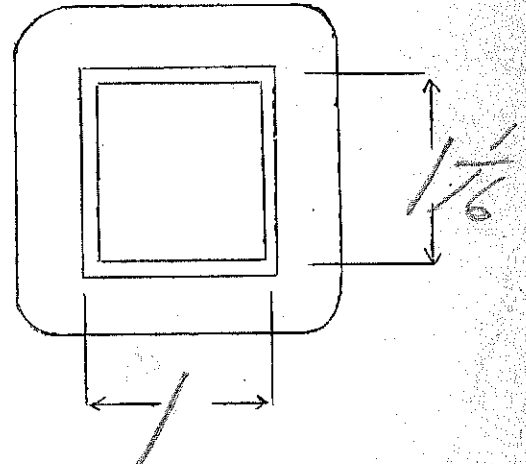

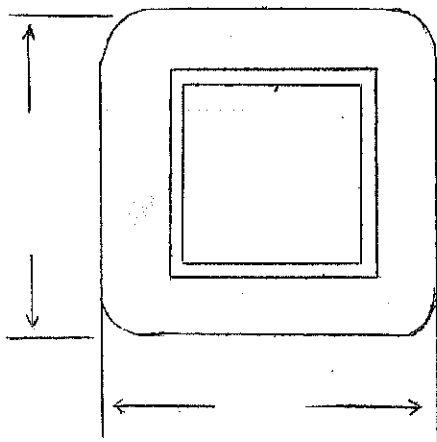
$E_{F1} = E_{F2} = E_{F3} = 5V-3A$

SPEC. NO.

3442

535

Winding	PR1	⁵³⁵ F1	⁵³⁵ F2	⁵³⁵ F3				
Turns	1235	30	30	30				
Taps	1/25	-	-	-				
Wind. Lgth.	1.25	✓	✓	✓				
Wire Size	#29	#18	#18	#18				
T.P.L.	94							
Kind Term.	#20 DDB	WIRE ONLY						
Term. Lgth.	9"	9"	9"	9"				
Layer Insul.	40#							
Test Volt.								
Wrapper	360056A	360056A	360056A	360056A			DOUBLE	
TUBE	7607	IMPREGNATION			VARNISH			
CORE	1x1/16	PRIMARY V.A.						
MOUNTING	A							



DESIGNED BY

GW

DATE

7/22/37

Ep - 118V.
 Es - 90V - 40ma

VA = 4
 N/F = 12 SPEC. NO. 3443


Winding	SEC	PR1				
Turns	1250	1400				
Taps						
Wind. Lgth.	7/8	7/8				
Wire Size	#35	#35				
T.P.L.	128-106	128-112				
Kind Term.	5/1 ^{90%} 5/1	5/1				
Term. Lgth.	3"	3"				
Layer Insul.	30#	30#				
Test Volt.						
Wrapper	100%VC	2005BA				

TUBE 74007 IMPREGNATION VARNISH
 CORE 3/4 x 3/4 - 2x2 - 243A PRIMARY V.A.

MOUNTING D

$C_0 = 771 - 788$
 $f_e = 71.4 @ 60Hz$
 TPV = 10.6 *Wrap panels*
 Wire Net = 0.250" (0.160")

$S_{ec} VA = 3.6$ $\tau = 83$
 $P_{ri} VA = 4.82$ $\cos \theta = 90$
 $P_{ri} I = 40.9ma$



DESIGNED BY *Ga* DATE 7/16/37

EP-150V

BRISTOW

E₂ - 2700V - 24 ma sec.

SPEC. NO.

3444-150V

Separate Coils

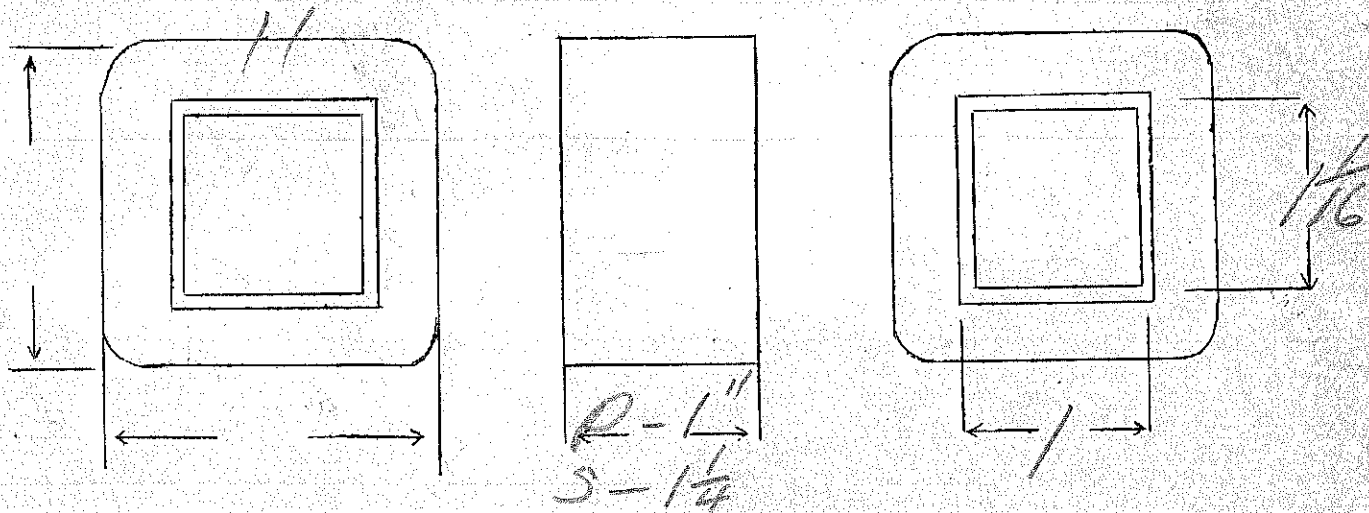
Winding	P	S				
Turns	775	14,500				
Taps						
Wind. Lgth.	7/8	15/16				
Wire Size	#26	#39				
T.P.L.	47	230				
Kind Term.	#20 Panda	Silica				
Term. Lgth.	9"	3"				
Layer Insul.	50#	double 12#				
Test Volt.						
Wrapper	21005GA	21007VC 21005GA				

spiral first two and
last two layers - wrap
in 42 paper above and
below spiral Double

TUBE	71007 (11007 VC by sec)	IMPREGNATION	varnish
CORE	Double E	PRIMARY V.A.	
MOUNTING	use coat - near brackets		

gap - 1 1/2 x 3/16 - with .005" g.a. gap.

- use 8-32 bolts with lock washers
approx 7 shunts each side



DESIGNED BY

EW

DATE

5/31/38

Per 200 v

See 2700 v @ 24 MA

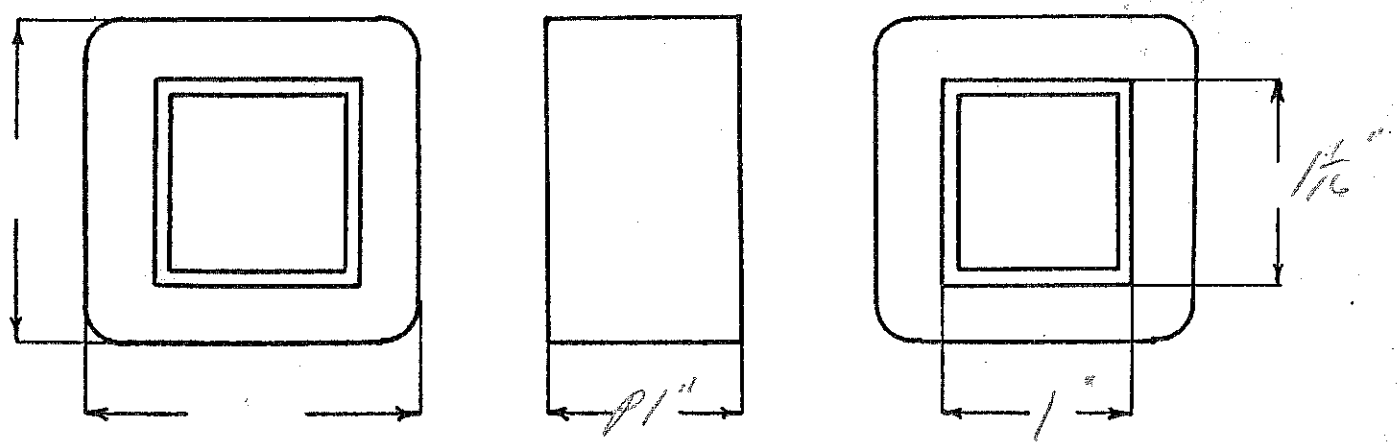
SPEC. NO. 3444-200V

Winding	<i>Pri</i>			<i>will see 3444</i>			
Turns	<i>1030</i>						
Taps	<i>-</i>						
Wind. Lgth.	<i>7/8</i>						
Wire Size	<i>#27</i>						
T. P. L.	<i>52-20</i>						
Finish							
Type Lead	<i>Per Br</i>						
Lead Lgth.							
Layer Insul.	<i>30[#]</i>						
Test Volt.							
Wrapper	<i>261005 GA</i>						

TUBE		IMPREGNATION	<i>Double Varnish (Export)</i>
------	--	--------------	--------------------------------

CORE	<i>1x1 1/16</i>	GA.	<i>24</i>	GRADE	<i>D</i>	STACK	
------	-----------------	-----	-----------	-------	----------	-------	--

MOUNTING



DESIGNED BY *WLT*

DATE *2/8/40*

Ep - 240 V

See 3444

Bristow

Es - 2700 V - 24 ma (short circuit) or 22 ma, continuous

SPEC. NO. 3444 - 240V

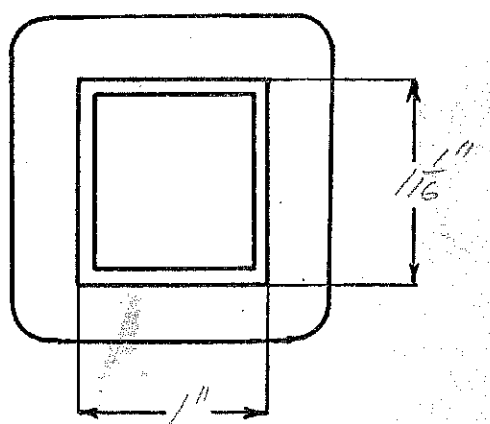

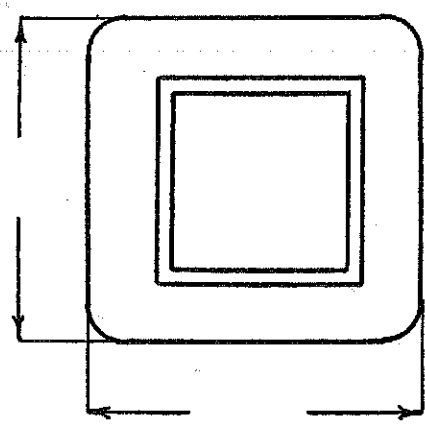
Winding	Pri		Sec.			
Turns	1240		14500			
Taps	-					
Wind. Lgth.	7/8"		15/16"			
Wire Size	#28		#39			
T. P. L.	70-18		230-			
Finish						
Type Lead	Par. Br.		Sil Br	see	3444	
Lead Lgth.	9"		3"			
Layer Insul.	30#		D #12			
Test Volt.	1500		3500			
Wrapper	2L005 GA		2L007VC 2L005GA			

TUBE	7L007+ (1L007VC on Sec)	IMPREGNATION	Double Varnish-on lam.
------	-------------------------	--------------	------------------------

CORE	1 x 1 1/2	GA.	24	GRADE	D	STACK	Double E
------	-----------	-----	----	-------	---	-------	----------

MOUNTING: uncased

See 3444



DESIGNED BY *WED*

P-1"
S-1 1/4"

DATE 11/2/51

EP-120-25v

ES-2700V-24ma (test 10ma ac on 60v)

RADIO "DOC"

SPEC. NO. 3444-25v

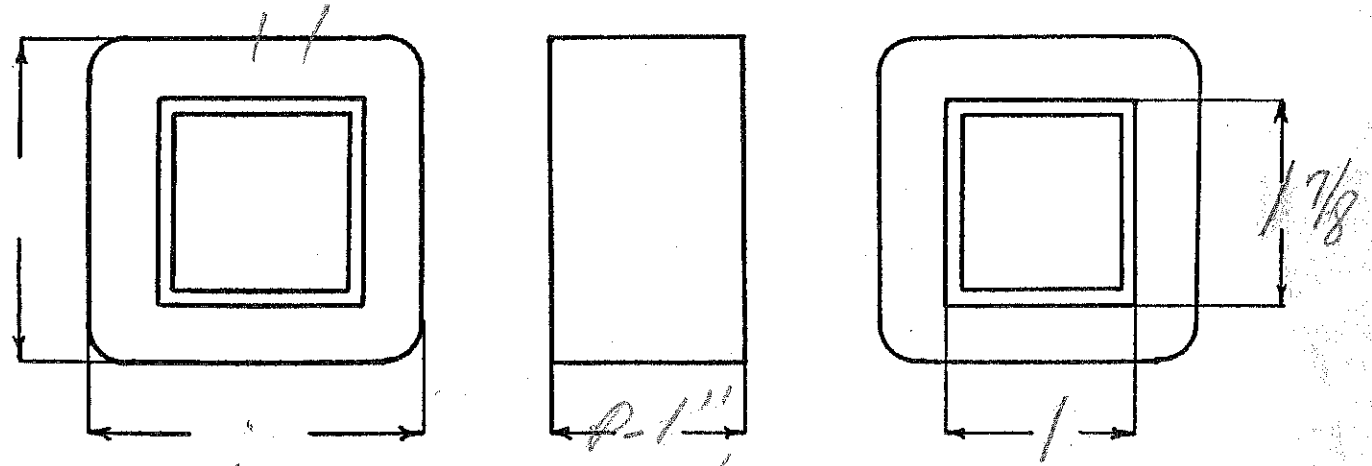
Winding	PRI	}	SEC	(1 mica) 200V.C.	under finishing	
Turns	625		15000			
Taps						
Wind. Lgth.	7/8		15/16			
Wire Size	#25		#39			
T. P. L.	42		230			
Finish						spirals first and last
Type Lead	Paper		Sil Br			two layers - wrap in the
Lead Lgth.	9"		3"			paper above and below
Layer Insul.	5071					spirals
Test Volt.						
Wrapper	21056A		21007VC 210050A			

TUBE 7L007A (12007VC sec) IMPREGNATION DOUBLE VARNISH

CORE 1 x 1 7/8 Double GA. 24 GRADE D STACK Butt stack

MOUNTING u - special L brackets

for gap use pieces 2 1/4 x 3/64 - .005" armitc gap insulant
Be sure "E" laminations are carefully stacked and the
gap closed tightly - use 8-32 bolts with lock washers



DESIGNED BY *SW*

5-14

DATE

EP 230V

USE CHOKE #1197

ES - 2700V @ 24MA

SPEC. NO. 3444-230V

Winding	Pu			3u		
Turns	1190			14500		
Taps	-					
Wind. Lgth.	78			15/16"		
Wire Size	#28			#39		
T. P. L.	58-			230		
Finish				24.5		
Type Lead	Pu Pu			5/1 Br		
Lead Lgth.	9"			3		
Layer Insul.				D ₀ -12 [#]		
Test Volt.	1250			3500		
Wrapper				2L.007VC 2L.005GA		

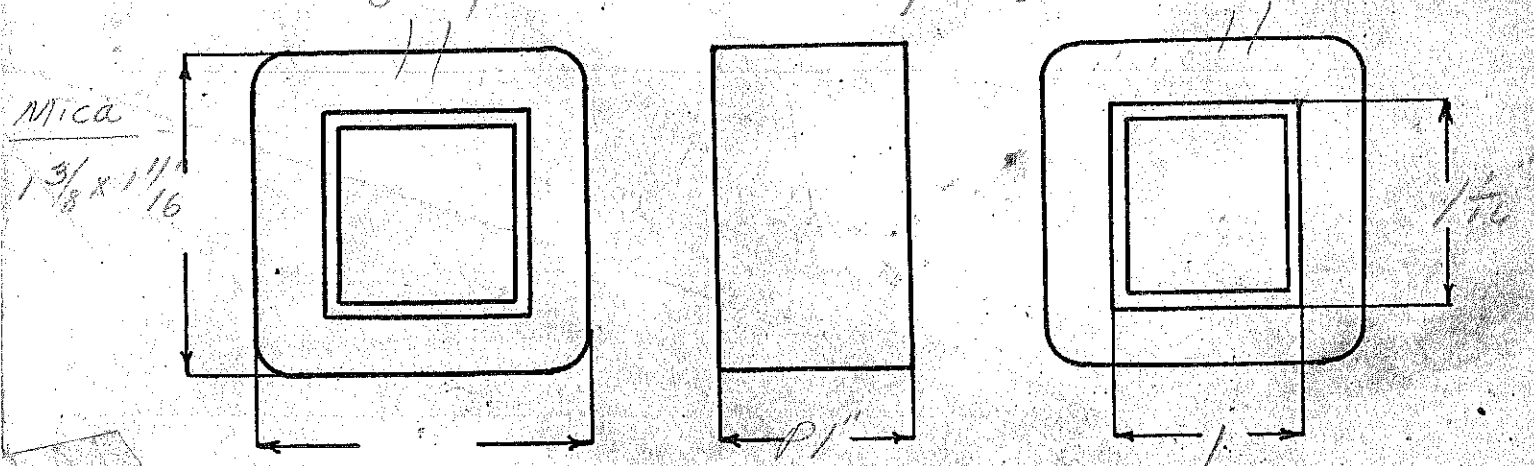
TUBE 7L.007" 16 + 1L.007VC ^{3 sec} IMPREGNATION Double Varnish on lamination

CORE 1 x 1 1/16" GA. 24 GRADE Double E STACK

MOUNTING U

for gap use pieces 1 1/2 x 3/16" 29 ga approx 14 each side with .005" armitex gap

Laminations stacked butt stack and butt must be closed tightly before inserting magnetic gap - use lock wash



DESIGNED BY Copy

5 1/4"

DATE

Ep - 120
 Es - 2700 V - 24 Ma. (short circuit)
 or 22 Ma. continuous load.

Bristow Co. *Use #7707 Choke with this*

SPEC. NO. 3444

See 7706

Winding	Pri		Sec.	
Turns	620		14,500	
Taps				
Wind. Lgth.	7/8		15/16	
Wire Size	#25		#39	
T. P. L.	42 <i>75 L</i>		230 - <i>68 L</i>	
Finish				
Type Lead	Per. Br.		Sil. Braid	
Lead Lgth.	9"		3"	
Layer Insul.	50#		double 12#	<i>spiral first two and last two layers. wrap in 4L paper above and below spirals</i>
Test Volt.	1250		3500	
Wrapper	2I005GA		2I007VC 2I005GA	

Separate coils

TUBE 7I007 + (1I007VC on Sec.) IMPREGNATION Double Varnish (on Lam.)

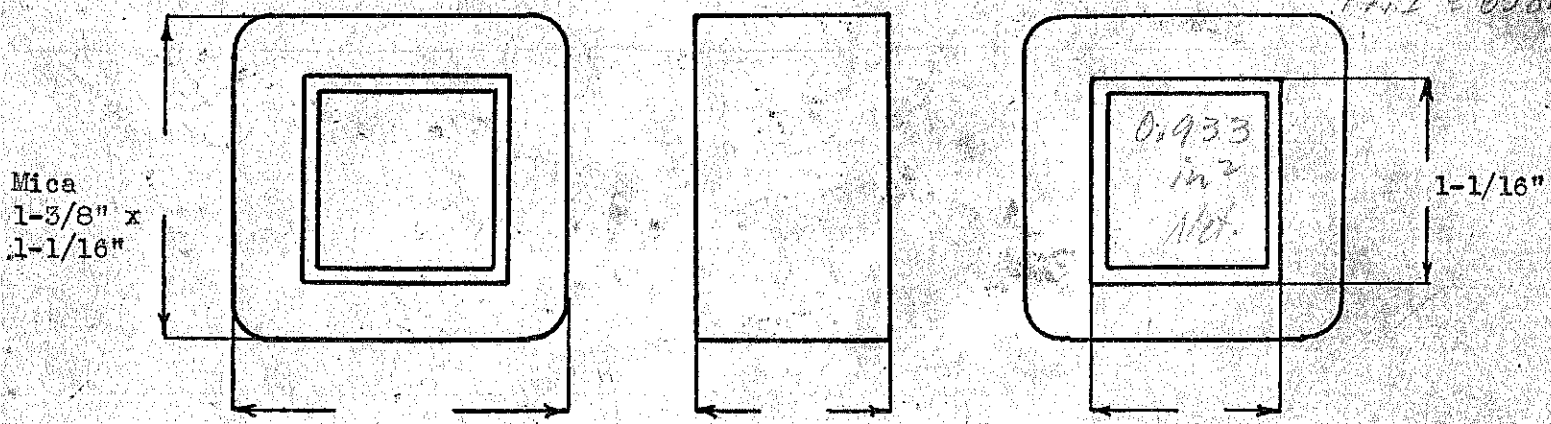
CORE 1 x 1-1/16 GA. 24 GRADE Double E STACK

MOUNTING Uncased - brackets #

*Cu = 486 - 567 (at 22mm) Wire Net = 0.370" (0.371")
 0.350" (0.347")*
 For gap - use pieces 1 1/2 x 31/64 29 guage approx. 14 each side with .005 armite gap

Laminations stacked "butt stack" and butt must be closed tightly and 8-32 bolts tightened before inserting.

*Pc = 77.7 @ 60w.
 TCV = 5.16* Magnetic gap - use lock washer *Sec VA = 59
 Pri VA = 79
 Pri I = 658ma*



DESIGNED BY G. W.

DATE 7/19/37

Ep-24V.C.T.-

Es-660VOT 45 ma

SPEC. NO.

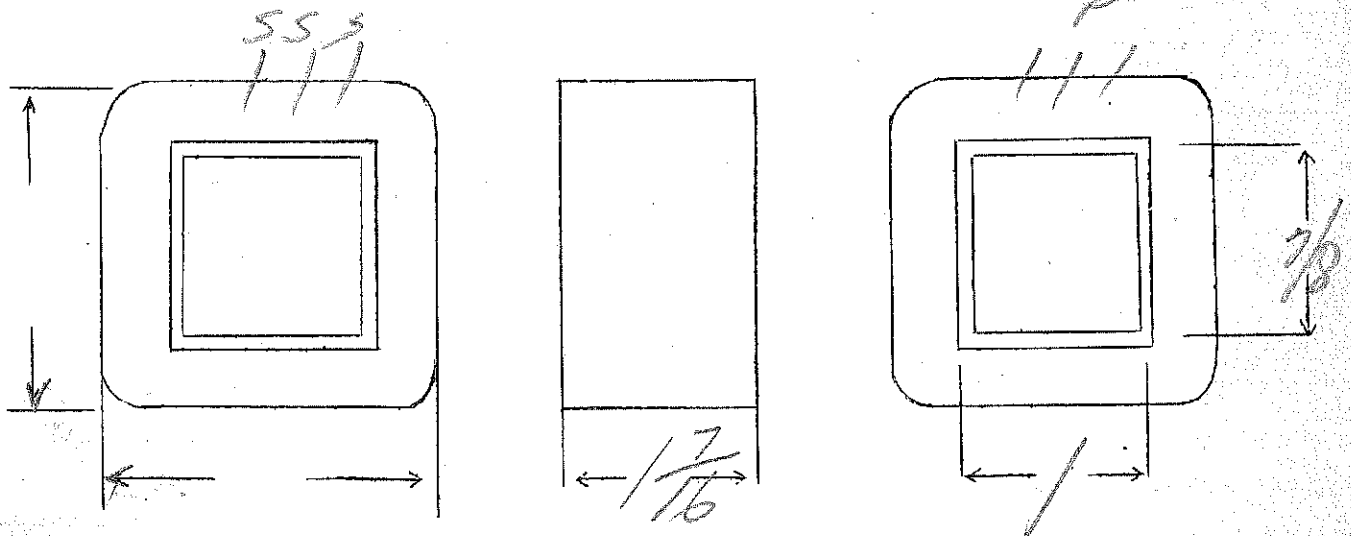
3446

Winding	SEC	Block PRI				
Turns	4400	130				
Taps	2200	65	output 4T			
Wind. Lgth.	1.25	1.25				
Wire Size	#35	#20				
T.P.L.	185-24	4L				
Kind Term.	#20 Purba	W.O.				
Term. Lgth.	9"	9"				
Layer Insul.	double 16#	50#				
Test Volt.						
Wrapper	2005GA	2005GA				

TUBE 2007 IMPREGNATION VARNISH

CORE 1X 7/8 PRIMARY V.A.

MOUNTING A - Copper shield over lamination



DESIGNED BY

SW

DATE

7/27/37

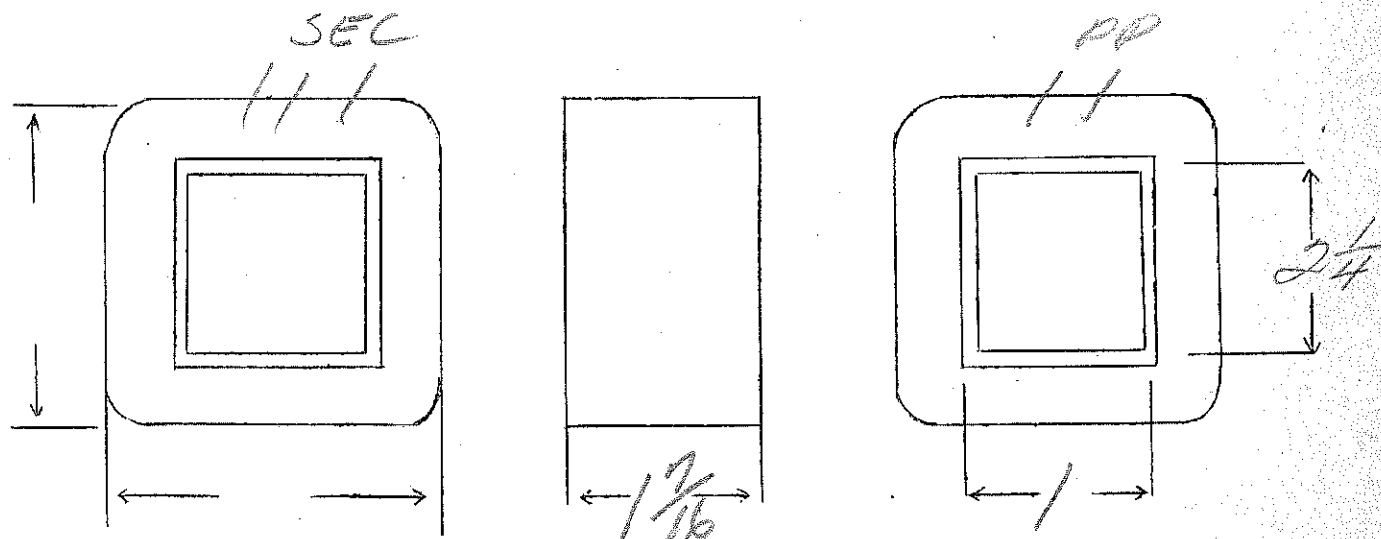
Ep - 120V - 25W
 Es - 550V - CT - 45MA
 Ef - 5V - 2amp
 E_f - 6.3V - 2amp

Model #6 - Packard Bell

SPEC. NO. 3447-25W

Winding	SEC	SHIELD	PRI	F ₁	F ₂		
Turns	2650	67	535	26	32		
Taps	1325						
Wind. Lgth.	1.25	✓	✓	✓	✓		
Wire Size	#36	#26	#26	#20	#20		
T.P.L.	200-414		67-8				
Kind Term.	#20 Pac Be	-	#26 Pac Be	WIRE	ONLY		
Term. Lgth.	9 1/8	3"	9"	9"	9"		
Layer Insul.	double 16#		40#				
Test Volt.							
Wrapper	1/4" PVC	1/4" PVC	24056	24056	24056		

TUBE 62007 IMPREGNATION VARNISH
 CORE 1 X 2 1/4 PRIMARY V.A.
 MOUNTING SA - Long bolts - black



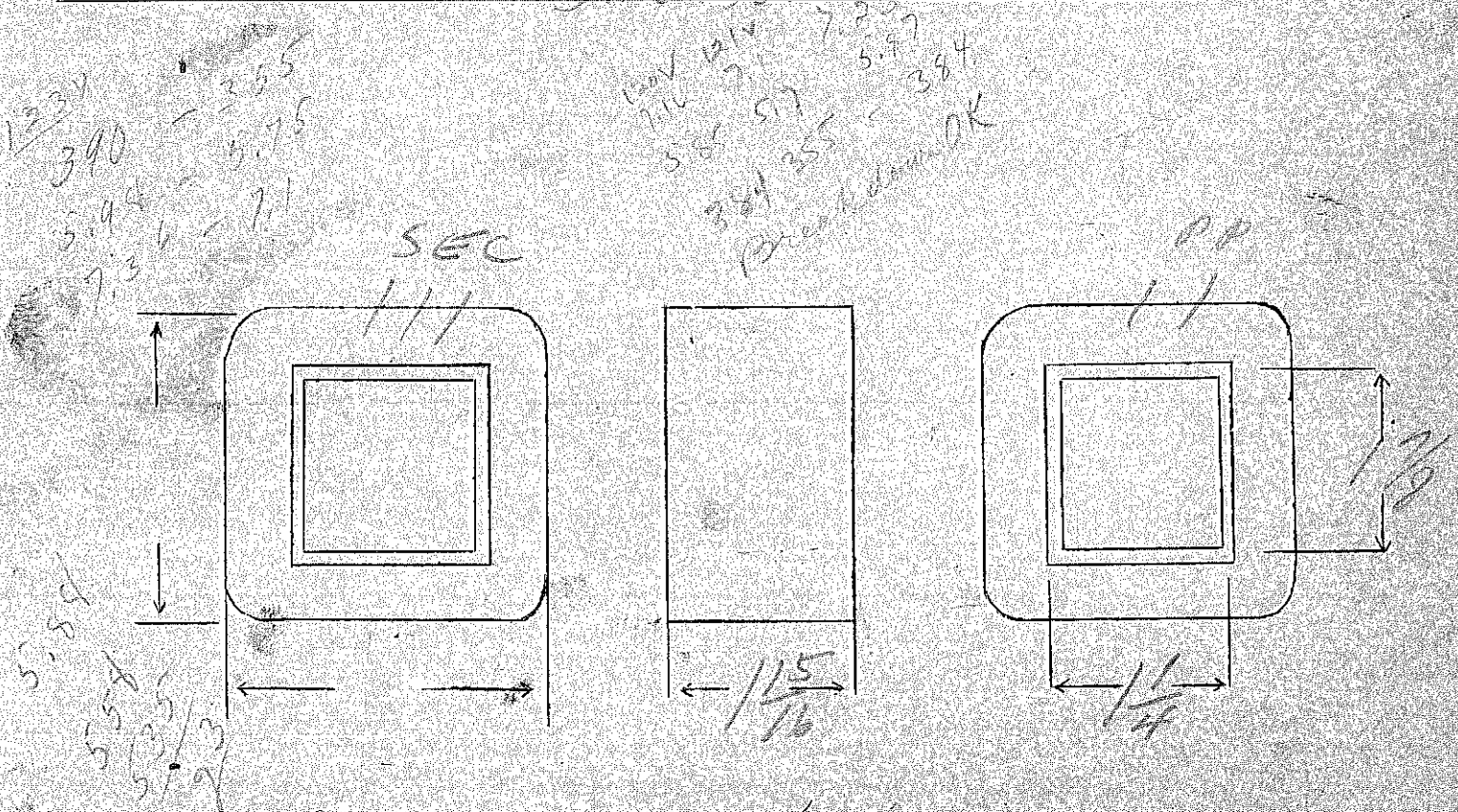
DESIGNED BY *gww*

DATE 7/21/37

Ep - 120V - 25A
 Es - 675VCT - 100mA
 Ep - 5V - 3A
 F₁ - 6.3V - 4amps
 SPEC. NO. 445 3449-25A

Winding	SEC	SHIELD	PRI	F ₁	F ₂		
Turns	3400	175	535	26	32		
Taps	1700						
Wind. Lgth.	1.75						
Wire Size	#32	#32	#22	double #21	#17		
T.P.L.	175-20		60-9				
Kind Term.	Prin		#20 Prin	WIRE	OVER		
Term. Lgth.	9"	3"	9"	9"	9"		
Layer Insul.	double 164		50#				
Test Volt.							
Wrapper	160071C	160071C	260076A	260076A	260076A		

TUBE 21007
 IMPREGNATION VARNISH
 CORE 1 1/2 x 1 7/8
 PRIMARY V.A.
 MOUNTING 3A - Black - Short bolts



DESIGNED BY *SW* DATE 7/21/37

SM

Do Not Destroy

ROBERT M. HADLEY CO.

JOB NO. 3451

SHEET METAL LAYOUT ORDER

CUSTOMER Rose

APPROVED BY _____

FINISH INSIDE None

FINISH OUTSIDE _____

DATE WANTED 2-27

DESCRIPTION

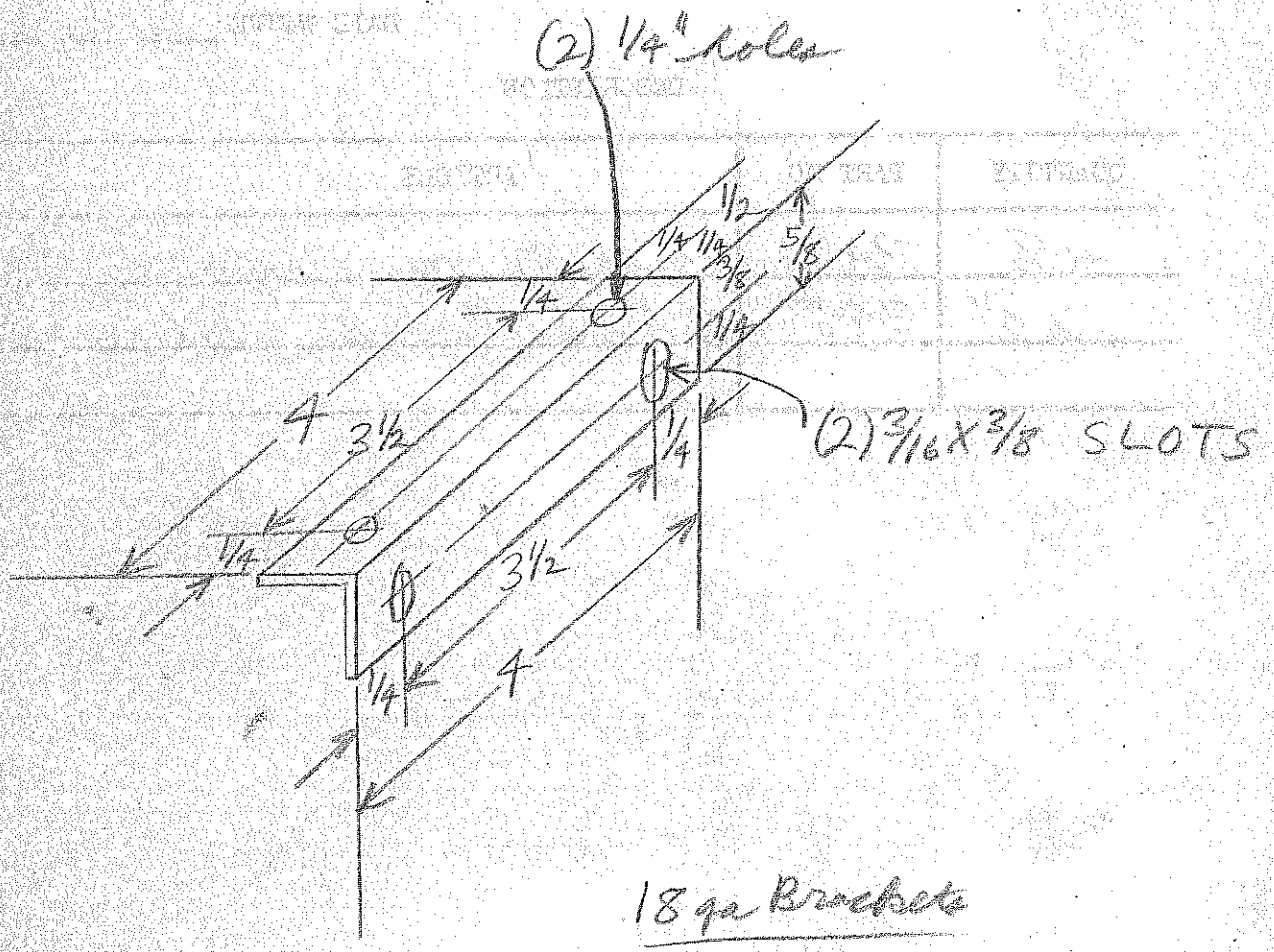
QUANTITY	PART NO.	ARTICLE
48	3451	Brackets as shown on back
20"	3451	24 ga, D grade silicon steel sheets

Cut by Template

SHEARING SIZES

QUANTITY	GAUGE	BLANK SIZES	QUANTITY	GAUGE	BLANK SIZES
48	18	1 1/16 x 4	Brackets		
20 inches	24	3 1/64 x 1 3/8	silicon steel sheets - minimum Burr		

3451



3451

3451
 SPEC. NUMBER
 RM HADLEY CO., INC.
 PLANNER P.H.H.
 REV. DATE 8/12/68
 CUSTOMER DWG. _____
 REV. CUSTOMER NAME ROSE

ISSUE DATE _____
 QTY. _____
 TOTAL QTY. _____
 REMAIN QTY. _____
 SPLIT QTY. _____
 SPLIT BY _____

OPERATION _____
 QTY. _____
 CLOCK NO. _____
 DATE _____

LME OPER. NO.	OPERATION OR MAT.	QTY. ACCEPT	DATE	R.H. CUST. BOY'T	TOOL NO.
1	592MR				
2					
3	M.W.				
4					
5	F.M.				
6					
7	S.W. - WRAP				
8					
9	STACK				
10					
11	ASSY.				
12					
13	FIRST TEST				
14					
15	VARNISH				
16					
17	FINAL INSP.				
18					
19	FINAL TEST				
20					
21	SHIPPING				
22					
23					
24					
25					
26					
27					
28					
29					
30					
31					
32					
33					
34					
35					
36					
37					

INSPECTION RECORD

TESTS:	STAMP	FIRST TEST DATE	STAMP	SECOND TEST DATE	STAMP	FINAL TEST DATE
RATIO						
POLARITY						
HI-POT						
EXT. L-E						
MEGGER						
OTHER SHORT CIRCUIT CURRENT						

REASON FOR REJ. _____

INSPECTION AND MATERIAL REVIEW RECORD

ACTION	QTY.	1 STAMP	QTY.	2 STAMP	QTY.	3 STAMP	QTY.	4 STAMP
REJECTED								
O.K. TO USE								
REWORK								
SCRAP								
DATE								

INSPECTION AND MATERIAL REVIEW ACTION

DEFECT	ROUTING	REWORK INSTRUCTIONS

M.W. FIN. C.W. 5TH ASSY. 1ST T. VAR. FINAL

Ep-120 NEON TRANSFORMER

ES - 3000V - 15 ma sec. -

SPEC. NO. 3451
 Lec 7575

Winding	1-2 PRI	}	3-4 SEC	TWO SEPARATE COILS		
Turns	650		17000			
Taps	—		—			
Wind. Lgth.	3/4	}	15/16	centered		
Wire Size	#26		#40			
T.P.L.	41-10	}	230-76L			
Kind Term.	WIRE to only D-legs		#26 T.C D-legs			
Term. Lgth.	3"	}	3"	MULTIPLE WINDER NOTE		
Layer Insul.	50#		LAP WIND 16#	↑ spiral first turn and last two layers - wrap in the opposite direction and below spiral (115T.P.L.)		
Test Volt.	1500		4000			
Wrapper	30058A		2L003 M 2L005C			

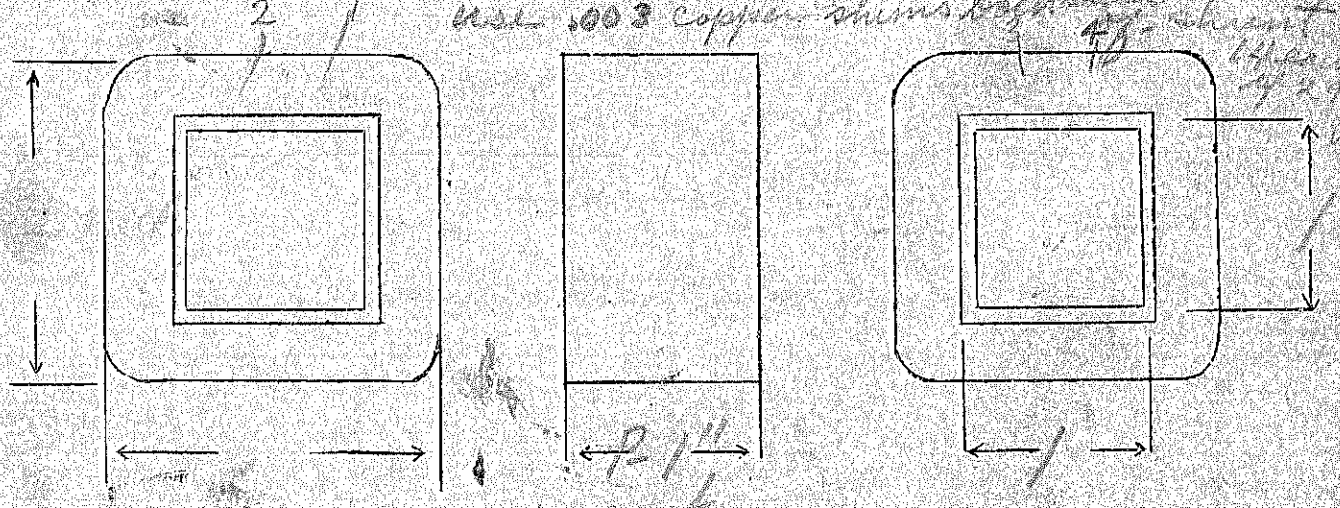
TUBE 7007 & 4L001M on sec IMPREGNATION Double varnish 2 DIPS

CORE 1X1 BUTT EE 24 on wound PRIMARY V.A.

MOUNTING brackets - see back

magnetic gap - use pieces $1\frac{1}{8} \times \frac{3}{16}$. laminations stacked
 "butt stack" and butt must be closed tightly and 8-32
 bolts tightened before inserting gap. - USE LOCK WASHERS

MARKING: PART NO. ON COIL WHERE SHOWN ON BACK

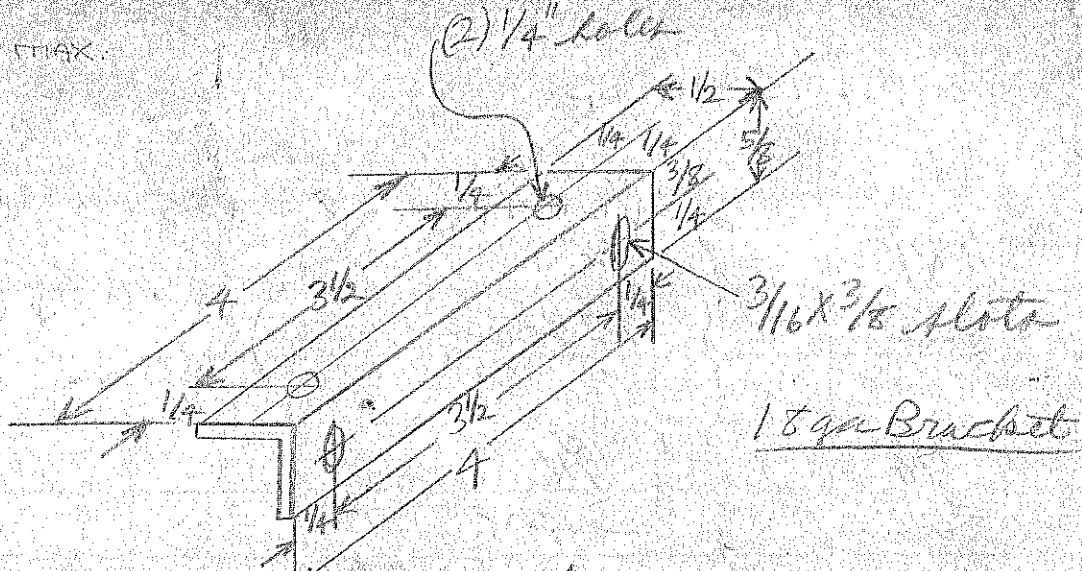


DESIGNED BY [Signature]

DATE 7/14/77

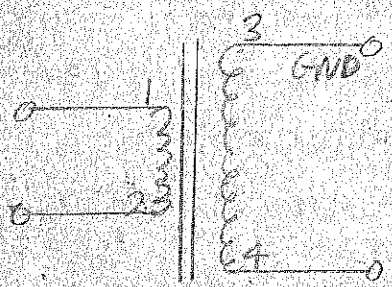
S.M.

WT: 3.9 LBS MAX



TEST

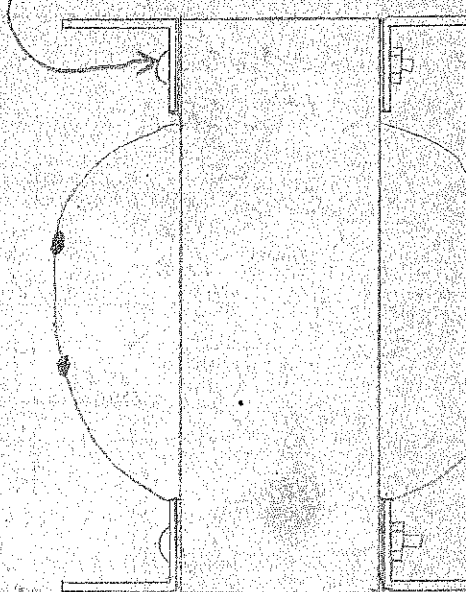

1. Apply 120V at 60 cycles to primary. Measure open circuit voltage as 2700V altz minimum. Measure short circuit secondary current as 32MA maximum. Adjust shunts before varnish. Recheck after varnish.
2. Breakdown as shown on front



MARK THE START LEAD TERMINAL "GND"

.003 Copper shims

8-32 BOLTS



.012 VARSLOT

24 ga shunts approx 8.

Slots in Base

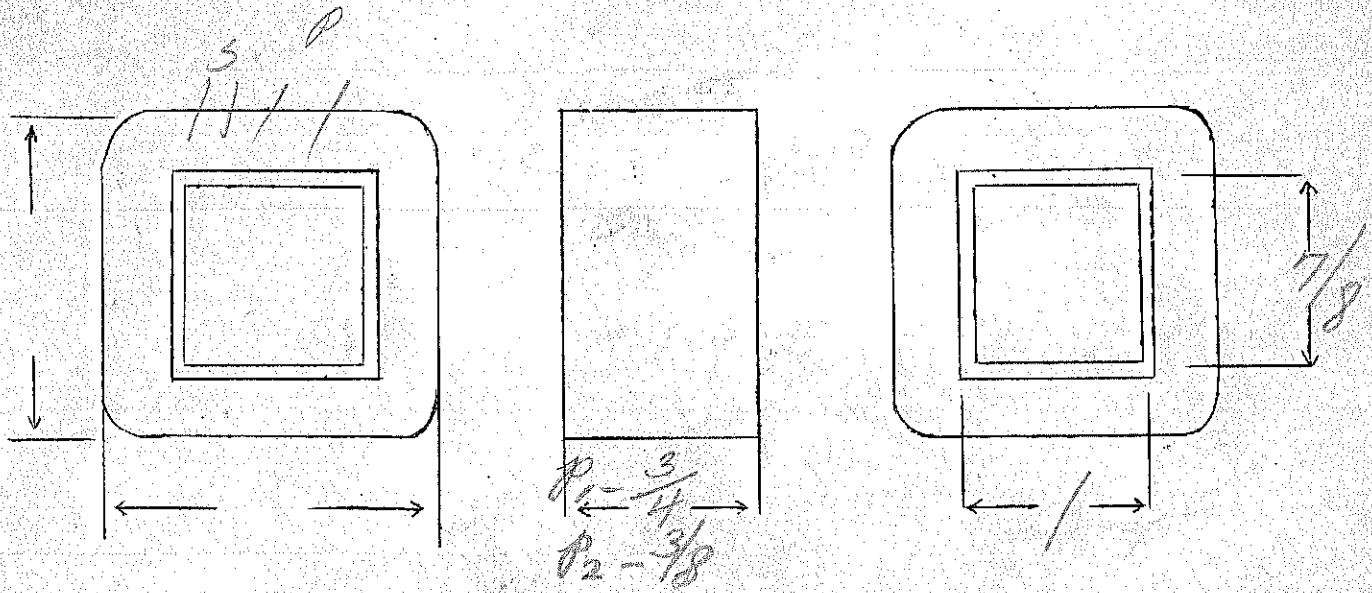
Fill the space in with insulation to hold shunts in place.

P- 6V dc - vibrator
 S- 750V

SPEC. NO. 3452

Winding	SEC	P ₁		P ₂			
Turns	15000	120	}	120			
Taps							
Wind. Lgth.	9/16	9/16			3/16		
Wire Size	#41	#26			#26		
T.P.L.	175-86	30-4			9-14		
Kind Term.	50 Br	W.O.					
Term. Lgth.	3"	3"					
Layer Insul.	10#	50#			50#		
Test Volt.							
Wrapper	1200740	2100564			2100564		
TUBE	52074 1200740			IMPREGNATION	(DOUBLE VARNISH)		
CORE	1x 7/8 - 24 Ga - Bud stud			PRIMARY V.A.			
MOUNTING	uncased				E only		

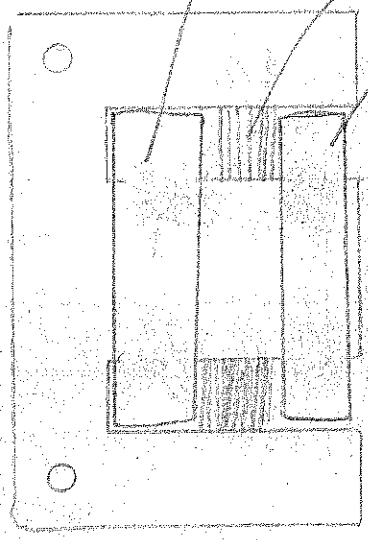
OVER



SIGNED BY *JW*

DATE 7/22/37

$P_1 + S$ $\frac{1}{4}$ " shunt
 P_2



P-6Vdc-subrotor

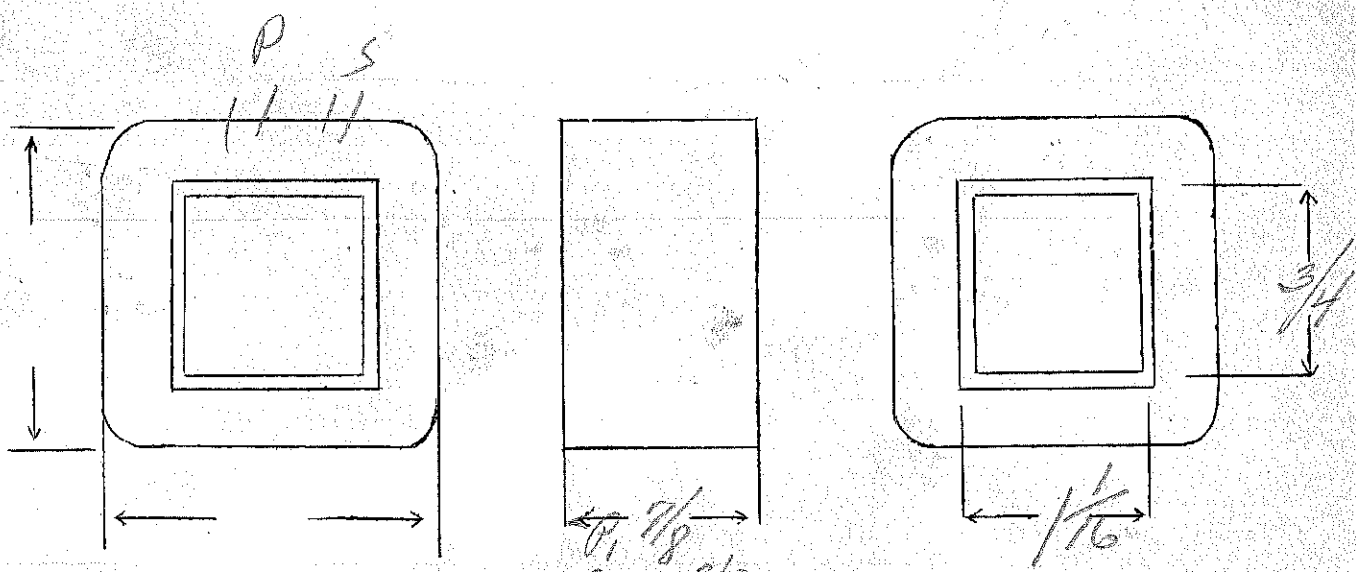
S-250V

SPEC. NO. 3453

Winding	SEC	P ₁		P ₂			
Turns	22500	180	}	180			
Taps	—	—					
Wind. Lgth.	11/16				3/16		
Wire Size	#41	#26			26		
T.P.L.	210-108	36-5			9-20		
Kind Term.	Sil Bz	WIRE ONLY			WIRE ONLY		
Term. Lgth.	3"	3"			3"		
Layer Insul.	10#	50#			50#		
Test Volt.							
Wrapper	16007VC	260058A					

TUBE	71007	IMPREGNATION	DOUBLE VARNISH
CORE	1 1/16 x 3/4 - 24 Ga - Encl	PRIMARY V.A.	
MOUNTING	uncased		

(over)

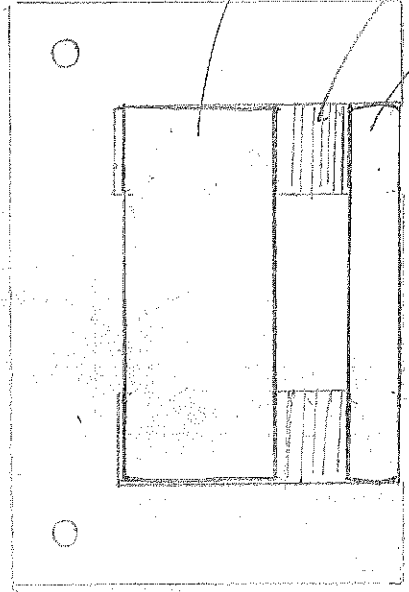


DESIGNED BY *GW*

DATE 7/22/37

P₁ & S

magnetic shunt - $\frac{5}{16}$ "
P₂



Ep-105-115-125

EF-10VCT. - 7amps

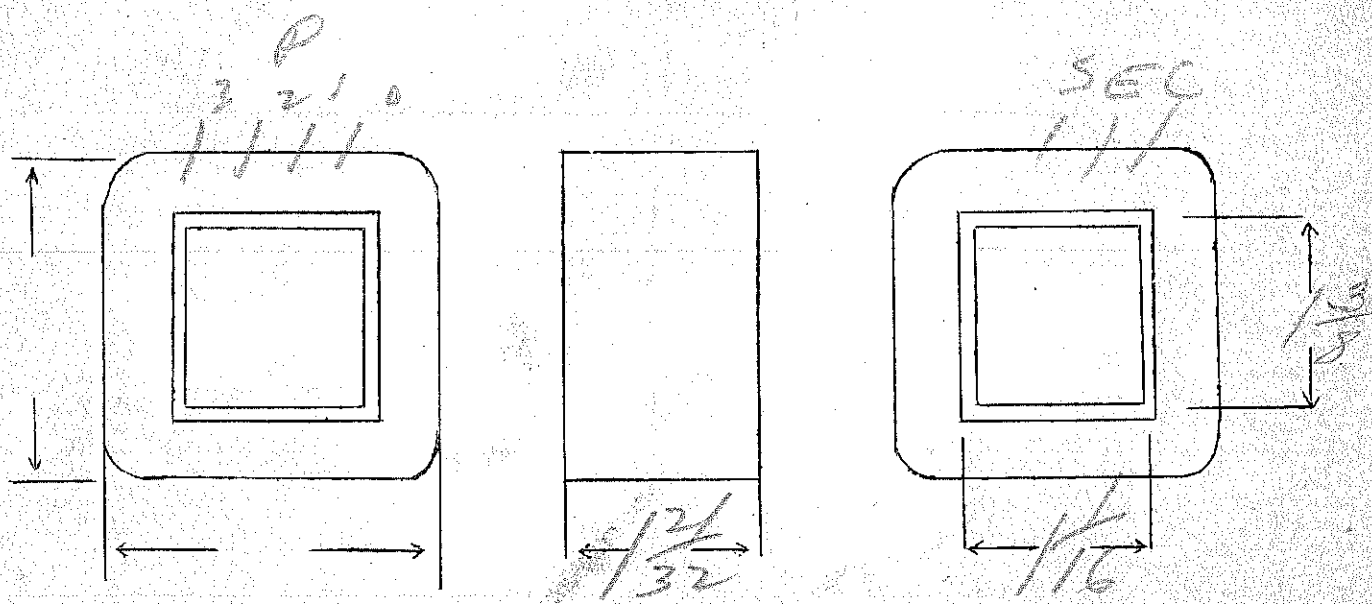
405

SPEC. NO.

3454

Winding	PRI	SEC				
Turns	500 460	46				
Taps	420	23				
Wind. Lgth.	1 1/32	✓				
Wire Size	#23	#16 double				
T.P.L.	56-10					
Kind Term.	WIRE ONLY					
Term. Lgth.	3"	3"				
Layer Insul.	50#					
Test Volt.						
Wrapper	3L0056A	3L0056A				

TUBE	7407	IMPREGNATION	VARNISH
CORE	1/16 x 1/8	PRIMARY V.A.	
MOUNTING	C - cadman		



DESIGNED BY *Sw*

DATE 7/23/37

Ep-118
 Es-1250V. Tap 1500V 350MA

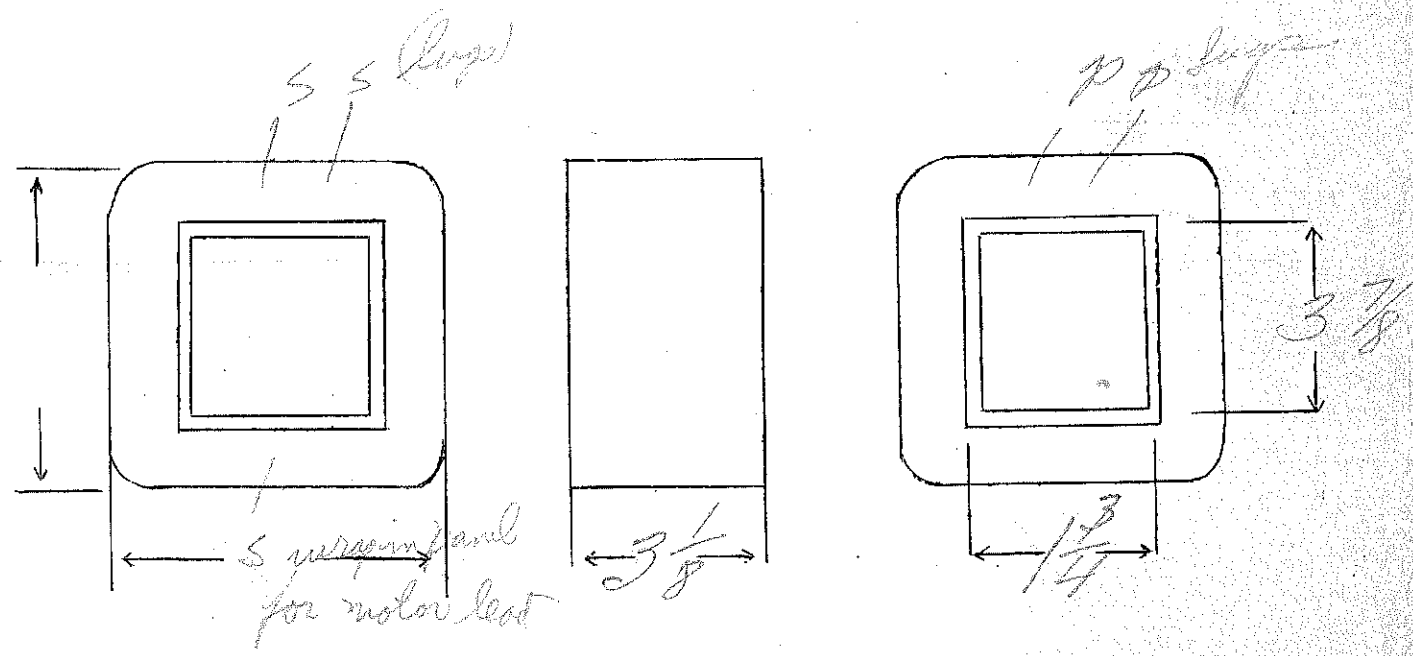
SPEC. NO. 3455

Winding	SEC	PR1				
Turns	1680	110				
Taps	14/10					
Wind. Lgth.	2 3/8					
Wire Size	#24	#11				
T.P.L.	11-17	4-1				
Kind Term.	WIRE ONLY					
Term. Lgth.	4"	4"				
Layer Insul.	double 40#	007 Kraft				
Test Volt.	6500					
Wrapper	32007VC 21005GA	21005GA 14010RR				

TUBE | 102007+21007VC | IMPREGNATION | VARNISH

CORE | 1/34x 3 7/8 | PRIMARY V.A.

MOUNTING | C. steel shell - Column - start lead out. Tap 26
 #14 motor cable



DESIGNED BY G. W. [Signature] DATE 8

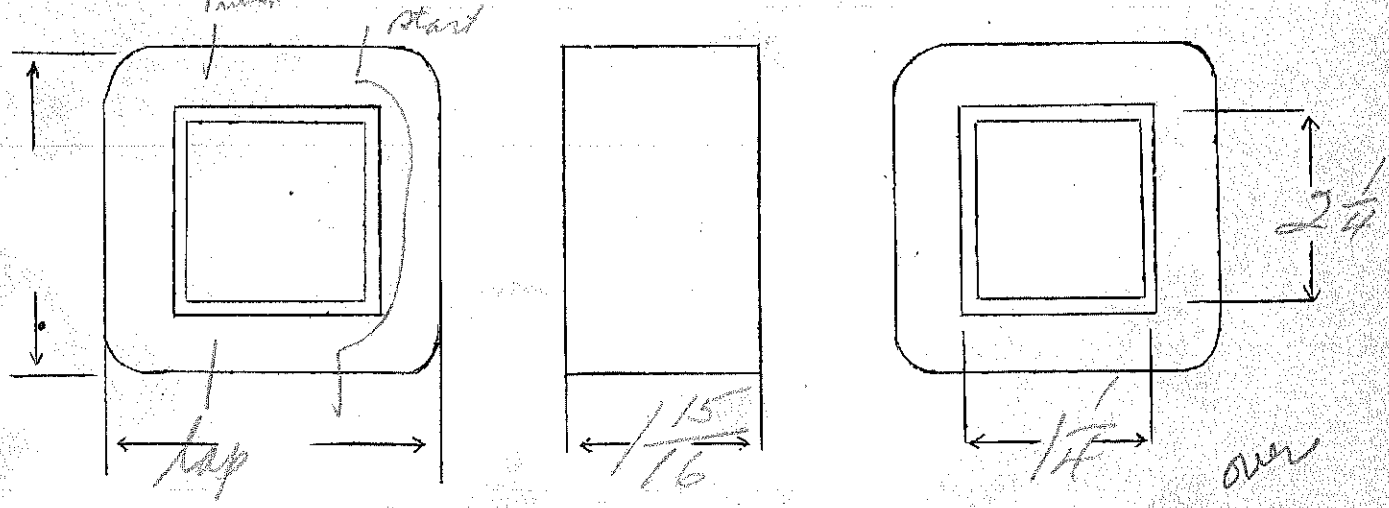
235V 50N 10 100V 50N

SPEC. NO. 3456

Winding	P					
Turns	533					
Taps	233					
Wind. Lgth.	1.75					
Wire Size	#19					
T.P.L.	42-13					
Kind Term.	WIRE ONLY					
Term. Lgth.	3"					
Layer Insul.	Kraft					
Test Volt.						
Wrapper	240076A					(DOUBLE)
TUBE	76007			IMPREGNATION		(VARNISH)
CORE	1/4 x 2 1/4				PRIMARY V.A.	
MOUNTING	Special three wire input					

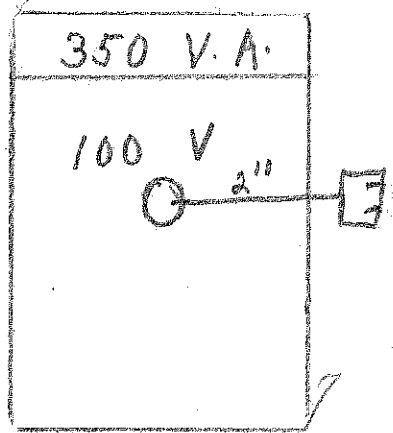
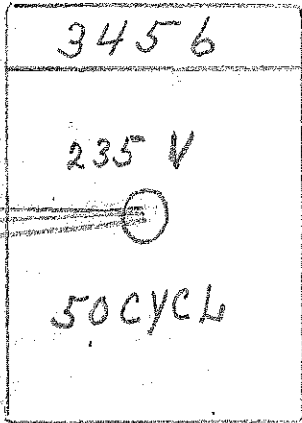
input - three wire rubber covered - 6' long
stamp 235V-50CY-#3456

output - 2" cord + receptacle
stamp 100V-350V.A.



DESIGNED BY Law

DATE 7/26/37



3 WIRE CABLE
NO PLUG
6 FT

FD - 115 - 130 - 147 - 168 - 190

ES - 2 700 V.C.T. - 350 MA

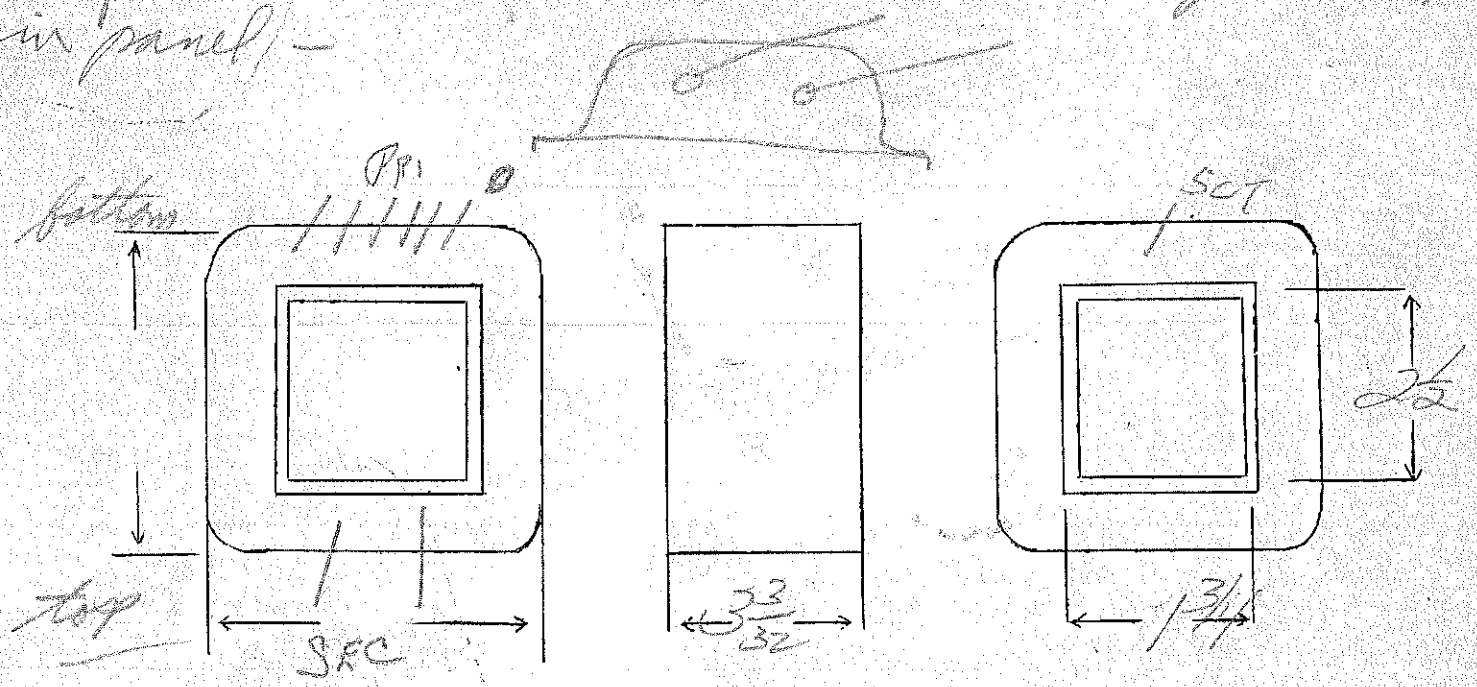
SPEC. NO. 3457

		<i>Continuous</i>					
Winding	SEC	PR1					
Turns	4000	162	45	60			
Taps	2000		22	30			
Wind. Lgth.	2 9/16						
Wire Size	#27	#14	#17	#19			
T.P.L.	154-26						
Kind Term.	WIRE ONLY						
Term. Lgth.	4"	4"	4"	4"			
Layer Insul.	double 40#						
Test Volt.	5000V 21007VC						
Wrapper	2005BA				21005BA 16010BR		

TUBE 9600 H 1100 V.C. | IMPREGNATION Varnish
 CORE 1 3/4 x 2 1/2 | PRIMARY V.A.

MOUNTING C - stamped steel shell - Cadmium - lugs

on pri. sec leads #14 motor cable 8" long - wrap in panel -



DESIGNED BY SW

DATE 7/26/37

EP-12V CT.
 ES-800VCT 150 ma

Kaar

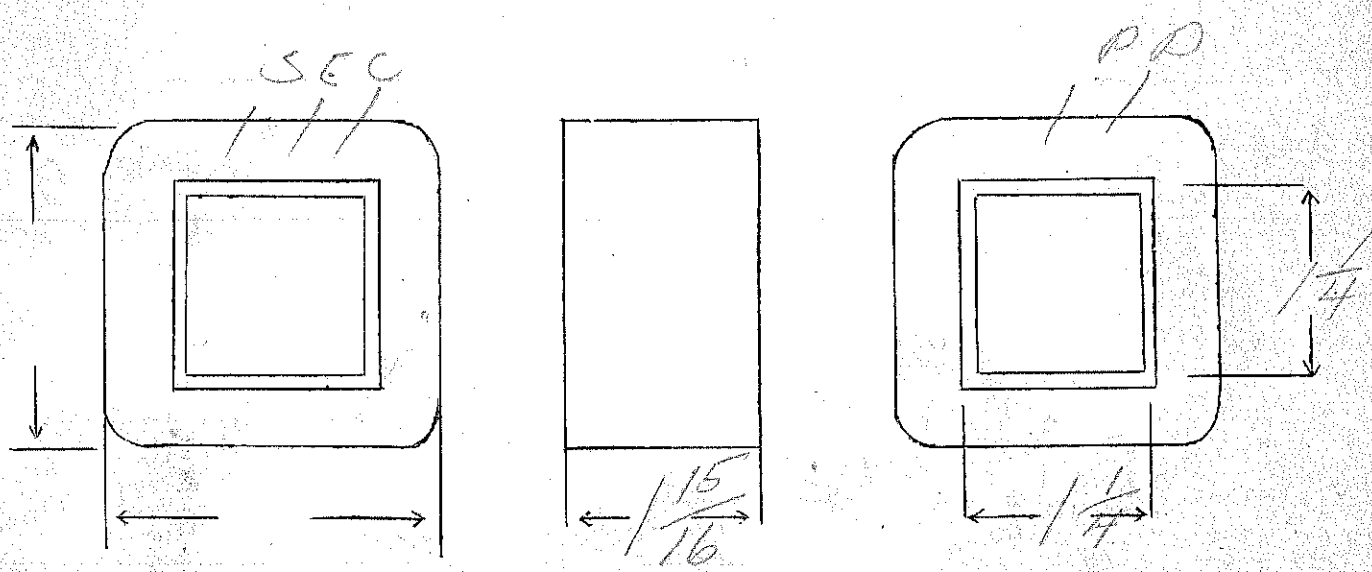
SPEC. NO. 3458

Winding	SEC	SHIELD	^{1/4} PRI			
Turns	4000	1	42			
Taps	2000		21			
Wind. Lgth.	1.75	1.75	1.75			
Wire Size	#30	Brass shield	#13			
T.P.L.	145-28		2L			
Kind Term.	#30 Pur Br	Sil Br	W.O.			
Term. Lgth.	9"		9"			
Layer Insul.	double 16#					
Test Volt.						
Wrapper	21007VC	21007GA	21007GA			

TUBE 71007H 1007VC IMPREGNATION VARNISH

CORE PRIMARY V.A.

MOUNTING A - copper strip over the mounting



DESIGNED BY DW

DATE 8/2/37

Ep-120-110V

Es-2.5V-5amp

7500V Ins
5.65

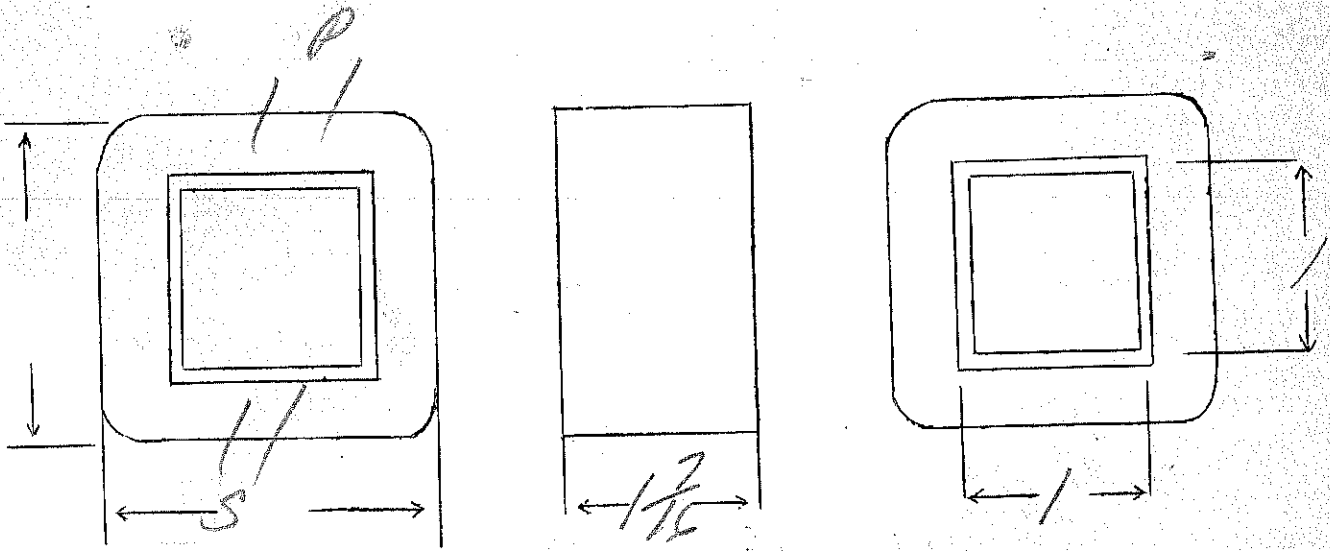
SPEC. NO.

3459

Winding	PRI	SEC				
Turns	675	16				
Taps	670					
Wind. Lgth.	1.25	1.25				
Wire Size	#29	#16				
T.P.L.	94-8	2L				
Kind Term.	WIRE	ON CY				
Term. Lgth.	3"	3"				
Layer Insul.	40#					
Test Volt.		7500V				
Wrapper	31007VC 21005GA	31007VC 21005GA				
TUBE	7W07		IMPREGNATION	VARNISH		
CORE	1X1		PRIMARY V.A.			
MOUNTING	BB					

1-HV INS
1-LV INS

Leave hole large



DESIGNED BY *Ear*

DATE 7/29/37

6V battery

300
200
0 CT
0 200
0 300

600V CT or 400V CT @ 100 ma

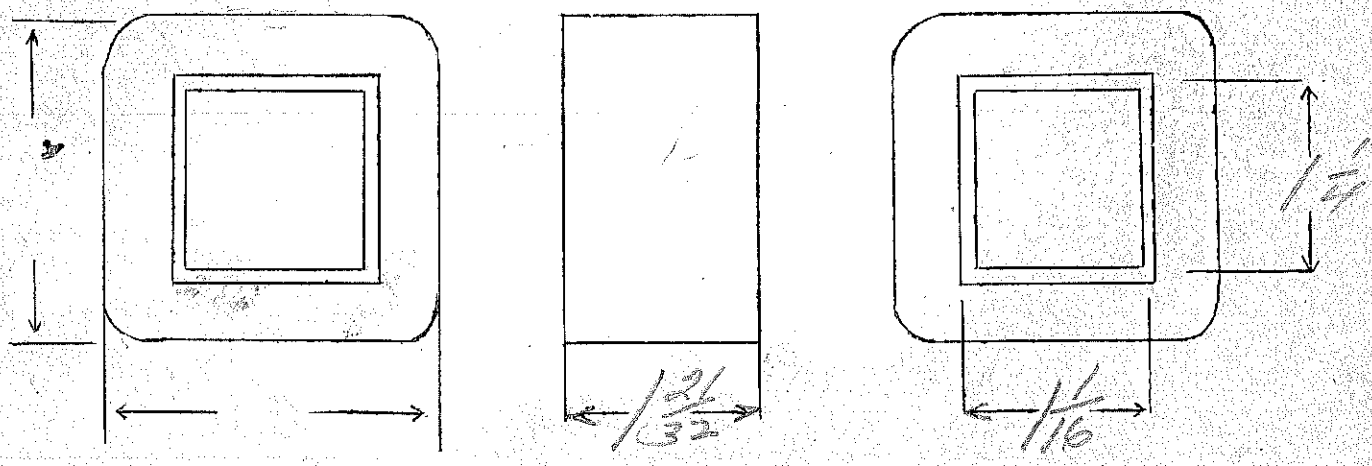
SPEC. NO. 3460

Winding	SEC SHIELD	PRI				
Turns	3300 2750 1650	1	52			
Taps	550		26			
Wind. Lgth.	1/5 1/32	✓	✓			
Wire Size.	#32	SHIM STOCK	#14			
T.P.L.	153		34			
Kind Term.	#20 P.W. Bk	Sil. B.	W.			
Term. Lgth.	9" 11	3" 11	9" 11			
Layer Insul.	double 16#		007			
Test Volt.						
Wrapper	210071C	210050A	210050A			

TUBE	21007	IMPREGNATION	VARNISH
CORE	1/16 x 1/4	PRIMARY V.A.	
MOUNTING	A - copper shield on laminaration		

over & under spiral - 2 layers extra glassine

Red
Yellow
Blue
Yellow
Red



DESIGNED BY *DW*

DATE 8/3/37

new type 42-170
 ES-3000V-
 (2995A)


42 ma (45 ma sec)

338

SPEC. NO. 3461

Winding	SEC		PRI			
Turns	11,000	}	405			
Taps						
Wind. Lgth.	1 1/8			7/8		
Wire Size	#36			#21		
T.P.L.	185-60			27-15		#20 Per B. coil
Kind Term.				370 4000V		+ Cambric, Lamination
Term. Lgth.	9"			69"		
Layer Insul.	20#			50#		
Test Volt.	2500V					
Wrapper	210056A			210056A		DOUBLE
TUBE	90007+	(20007V car sec)	IMPREGNATION		VARNISH	
CORE	1/4" x 1 1/2"		PRIMARY V.A.			
MOUNTING	uncased	new type brackets				

But stick - Bridge for 45 ma sec



DESIGNED BY

[Signature]

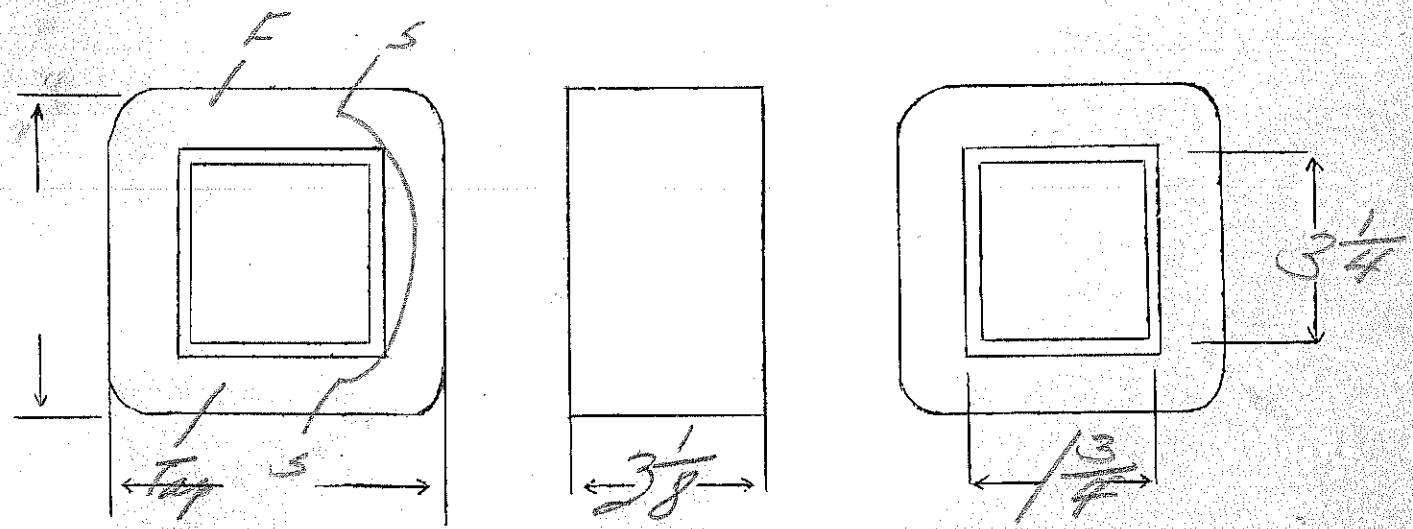
DATE

8/6/37

230/115V step-downs - 17amp capacity

SPEC. NO. 3462-40N

Winding	P					
Turns	310					
Taps	165					
Wind. Lgth.	2 3/4					
Wire Size	#12					
T.P.L.	11 layers					
Kind Term.	W.O. - #14 5 cord					
Term. Lgth.	3" - input cord 6" output 6"					
Layer Insul.	1007K					(furnished by customer)
Test Volt.						
Wrapper	3L0058A					Double
TUBE	10L007		IMPREGNATION			varnish
CORE				PRIMARY V.A.		
MOUNTING	T - Cast iron case					



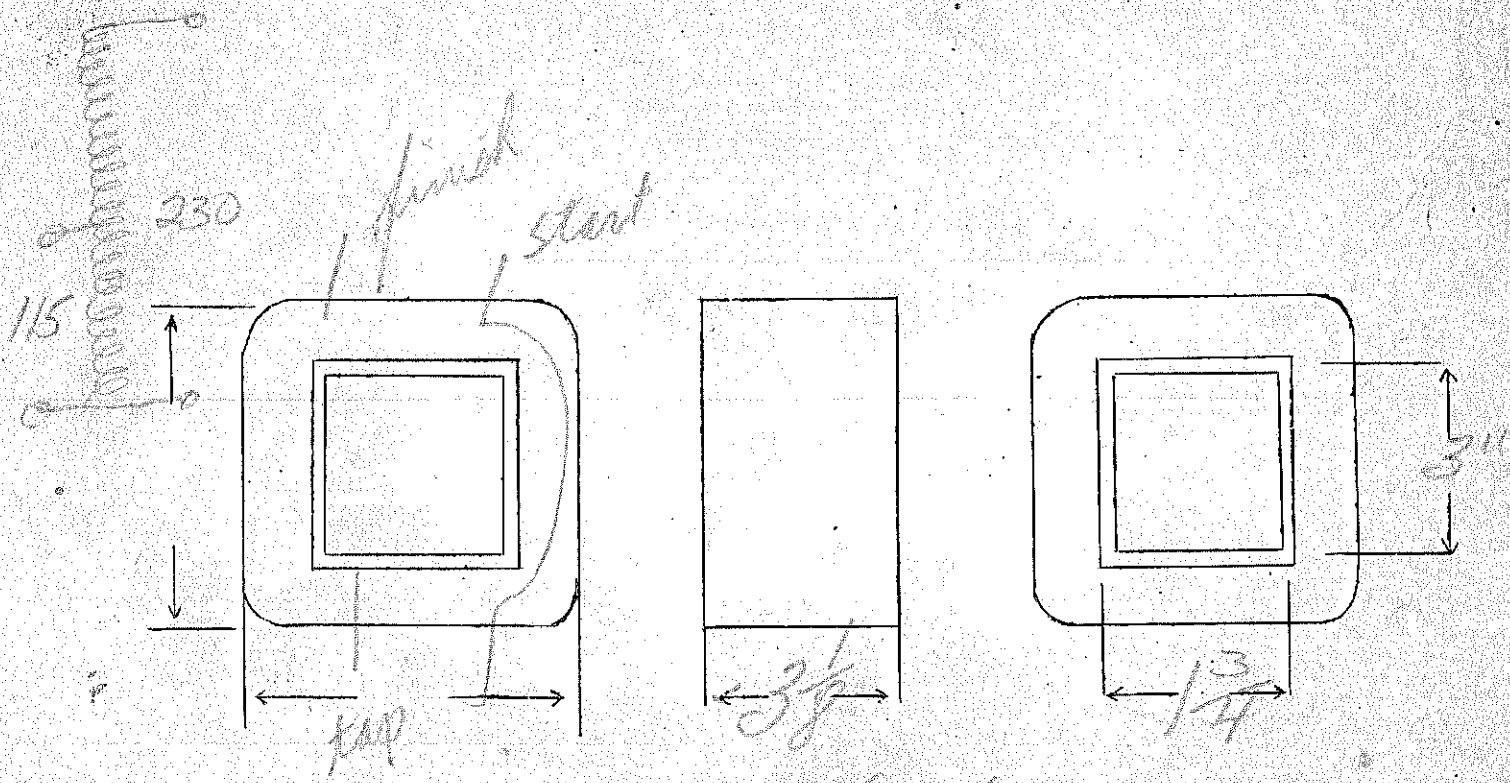
DESIGNED BY *Sumner* DATE 7/11/32

230V to 115V step down - 16 amp capacity 115V

135

SPEC. NO. 3462

Winding	PR1					
Turns	310					
Taps	165					
Wind. Lgth.	274					
Wire Size	#12					
T.P.L.	11 layers					
Kind Term.	W.O.L.	#14/52 card				
Term. Lgth.	3"	input card 6"		output 6"		
Layer Insul.	007 Kraft					
Test Volt.						
Wrapper	340056A					
TUBE	1M007		IMPREGNATION		DOUBLE VARNISH	
CORE	1 3/4" x 3"		PRIMARY V.A.		1800	
MOUNTING	T - Cast iron case					



DESIGNED BY *Sw*

DATE 7/27/37

E₀ - 110-120

E₃ - 5V - 3amp


FIGURE NO. 1

E₅ - 7.5V - 3amp or

SPEC. NO. 3463

Winding	P	Blue F ₁	Yellow F ₂				
Turns	650	46	31				
Taps	600	23					
Wind. Lgth.	1.25	✓	✓				
Wire Size	#26	#18	#18				
F.P.L.	67-10	2L	2L				
Kind Term.	7R Br						
Term. Lgth.	9K	9K	9K				
Layer Insul.							
Test Volt.							
Wrapper	24055	24055	24055				

TUBE	7007	IMPREGNATION	
CORE	1X 1/16	PRIMARY V.A.	
MOUNTING	A		



DESIGNED BY

[Handwritten signature]

DATE

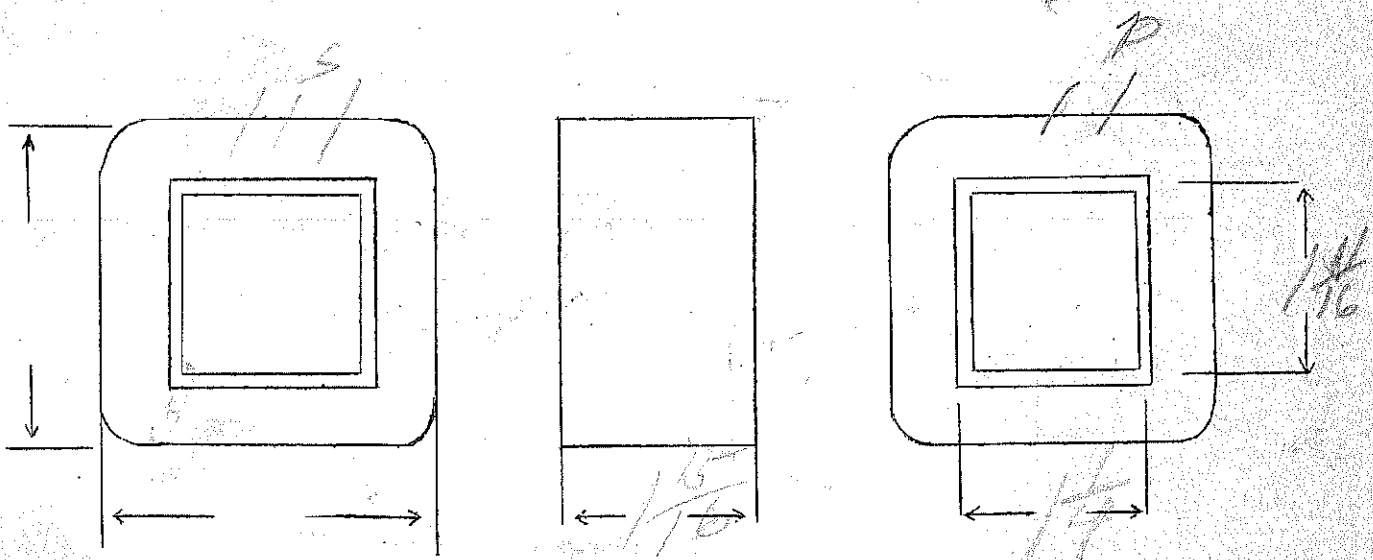
[Handwritten date]

Ep - 120V
 Es - 1200V - CT - 900W

SPEC. NO. 3464

Winding	SEC	PR1				
Turns	3800	350				
Taps	1900					
Wind. Lgth.	175	1675				
Wire Size	#30	#21				
T.P.L.	147-26	52-7				
Kind Term.	#20 Par. Rn	#20 Par. Rn				
Term. Lgth.	9" ¹¹	9" ¹¹				
Layer Insul.	double 16#	50#				
Test Volt.						
Wrapper	300KGA	21007FA				

TUBE | 21007 + 11007VC | IMPREGNATION | VARNISH
 CORE | 1/4" x 1 1/16" | PRIMARY V.A. |
 MOUNTING | A |



DESIGNED BY JW DATE 7/28/57

Ex 120 V
 Es - 6.5V - 15.4 A amp
 100

SPEC. NO. 3465

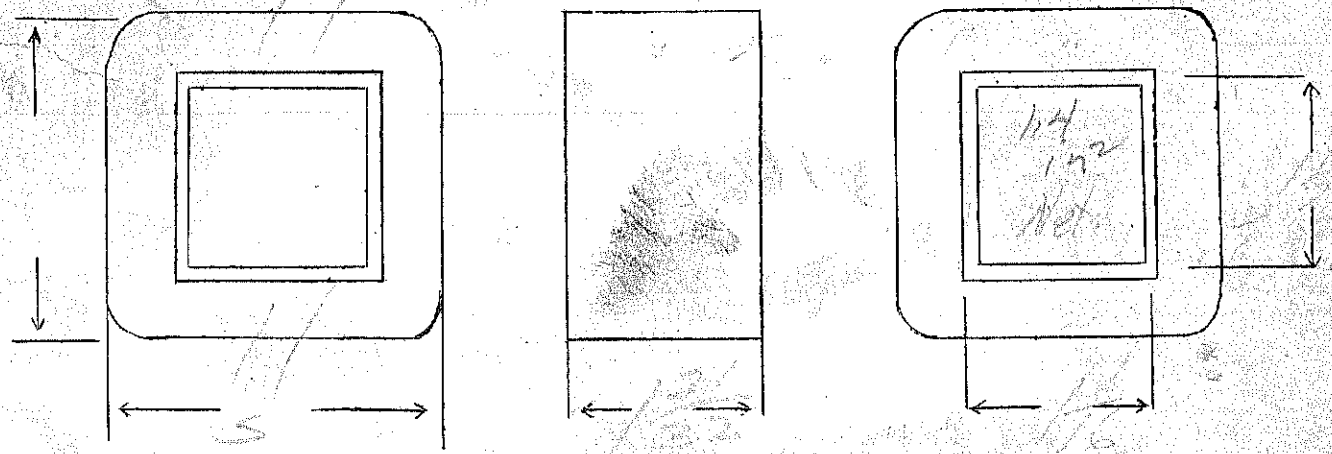
Winding	PR1	USE 0.7				
Turns	420	250 (109)				
Taps						
Wind. Lgth.	1.45 1.32		= 1.46875"			
Wire Size	#20	#11				
T.P.L.	13-9	13-2	8290			
Kind Term.	8190	ONLY		use #4		
Term. Lgth.		3"				
Layer Insul.	50th					
Test Volt.						
Wrapper	MOSEFA	MOSEFA				

TUBE	2007	IMPREGNATION	VARNISH
CORE	5/8 x 1/2	PRIMARY V.A.	100
MOUNTING			

120V - 15.4 A
 133
 Co - 558-535
 Fe = 76.7 @ 60N
 TPV = 3.5


2300 VA = 100
 P₀ VA = 154
 P₀ I = 1.12 A
 7 = 83
 cos θ = 90

Wire Net = 1500 (0.489")



DESIGNED BY *Guicover* DATE *7/24/37*

89



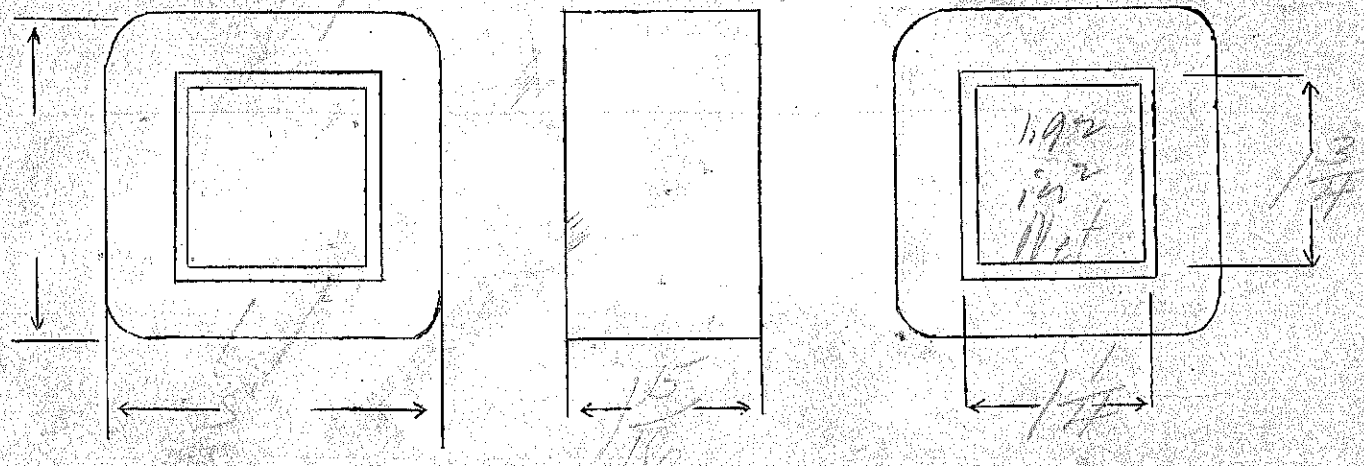
6.5-6.5V - 150 VA with 2.75 Amps

SPEC. NO. 3466


Winding	181	56C				
Turns	330	19	(670)			
Taps						
Wind. Lgth.	1.75	1.75				
Wire Size	#20	#19	670			
T.P.L.	10-20	25				
Kind Term.						
Term. Lgth.		3K				
Layer Insul.	1L 50*8	2L 007K				
Test Volt.						
Wrapper						

TUBE		IMPREGNATION	
CORE		PRIMARY V.A.	
MOUNTING			

metal pot... 150V - 50-60V
 sec - 6.5V - 150 VA
 Cu = 610 - 568
 Fe = 71 @ 60V
 T.P.V. = 2.75
 Sec VA = 150
 Pri VA = 200
 Pri I = 1.67 Amps
 a = 83 cos θ = 90
 Wire Net = 0.565" / 5.45"



SIGNED BY [Signature] DATE 4/29/57



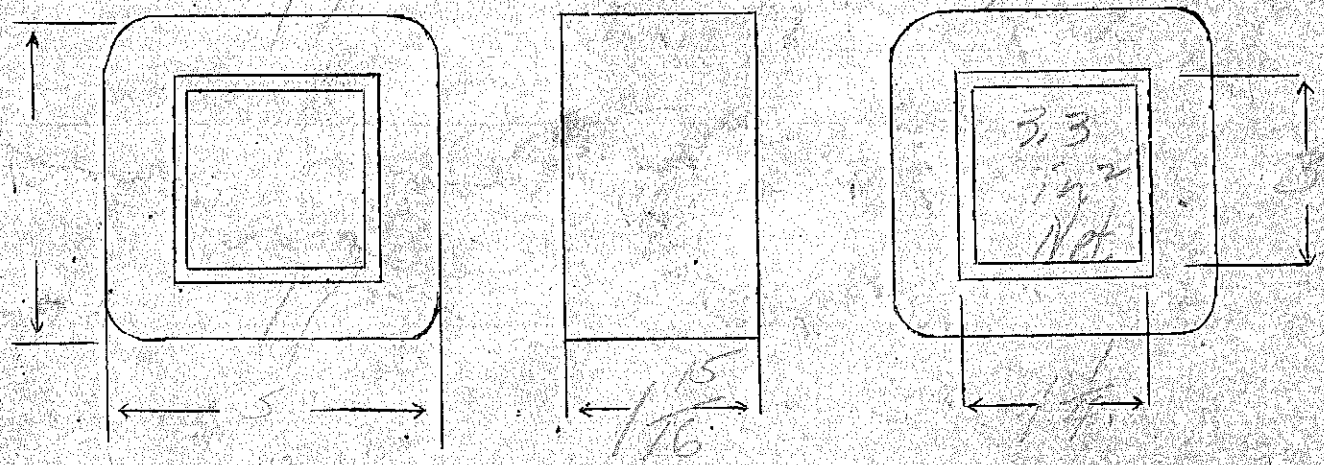
Ep - 120V
 238.5 Amps
 250V - 250Watt

SPEC. NO. 3467

Winding						
Turns		13 @ 8%				
Taps						
Wind. Lgth.	175	174 1/2				
Wire Size	178	179				
T.P.L.	7-26	7-22				
Kind Term.	90%	93%				
Term. Lgth.		w.o 9"				
Layer Insul.	12 007 K	22 007 K				
Test Volt.						
Wrapper						

TUBE		IMPREGNATION	VARA 184
CORE	3	PRIMARY V.A.	
MOUNTING			

Stamp primary 120V 133
 Secondary 250V
 Cu = 582 + 680.
 Fe = 61.4 @ 60v
 TPV = 1.85
 wire Net = 0.555' (0.555')
 See VA = 250
 Pri VA = 335
 Pri I = 2.72 Amps
 r = 83 1050 590



DESIGNED BY [Signature] DATE 7/24/10

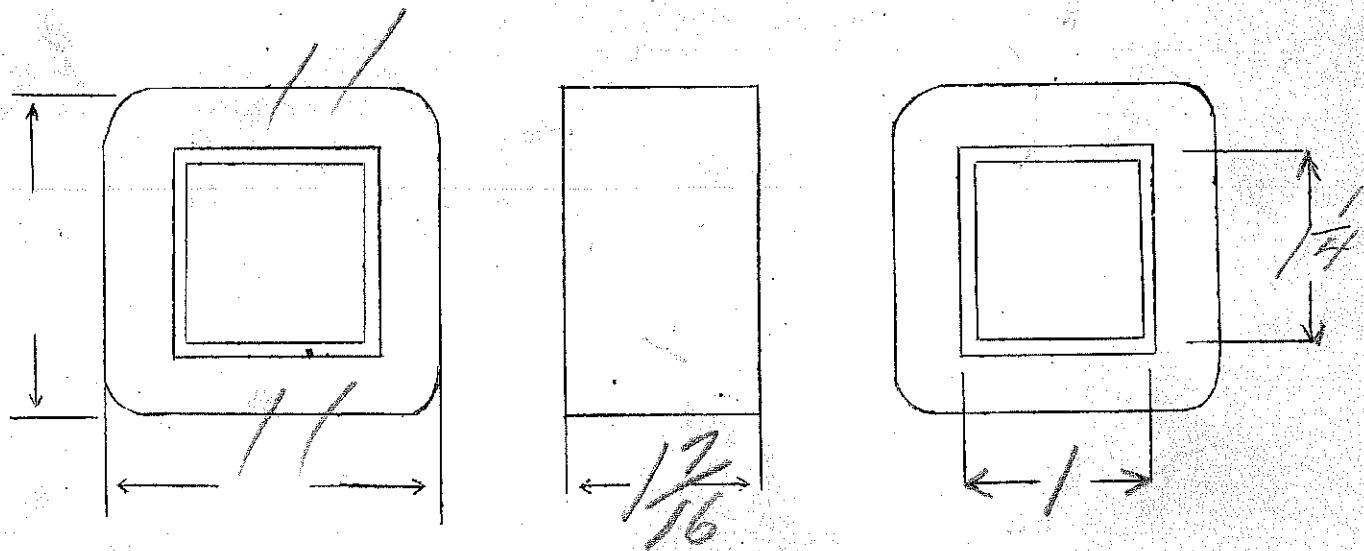
White	S	Black	
120V	E	Black	6.5V
Black	F		

440-120V-50VA.

4.75 SPEC. NO. 3418

Winding	PRI	SEC				
Turns	2100	600				
Taps	-	-				
Wind. Lgth.	1.25	1.25				
Wire Size	#31	#26				
T.P.L.	117-18	67-9				
Kind Term.	WIRE ONLY					
Term. Lgth.	3"	3"				
Layer Insul.	30#	40#				
Test Volt.						
Wrapper	12807VC	2405GA				

TUBE 52007 IMPREGNATION VARNISH
 CORE 1X PRIMARY V.A.
 MOUNTING S - 12" #14 motor cable



DESIGNED BY *Gweaver* DATE *8/6/37*

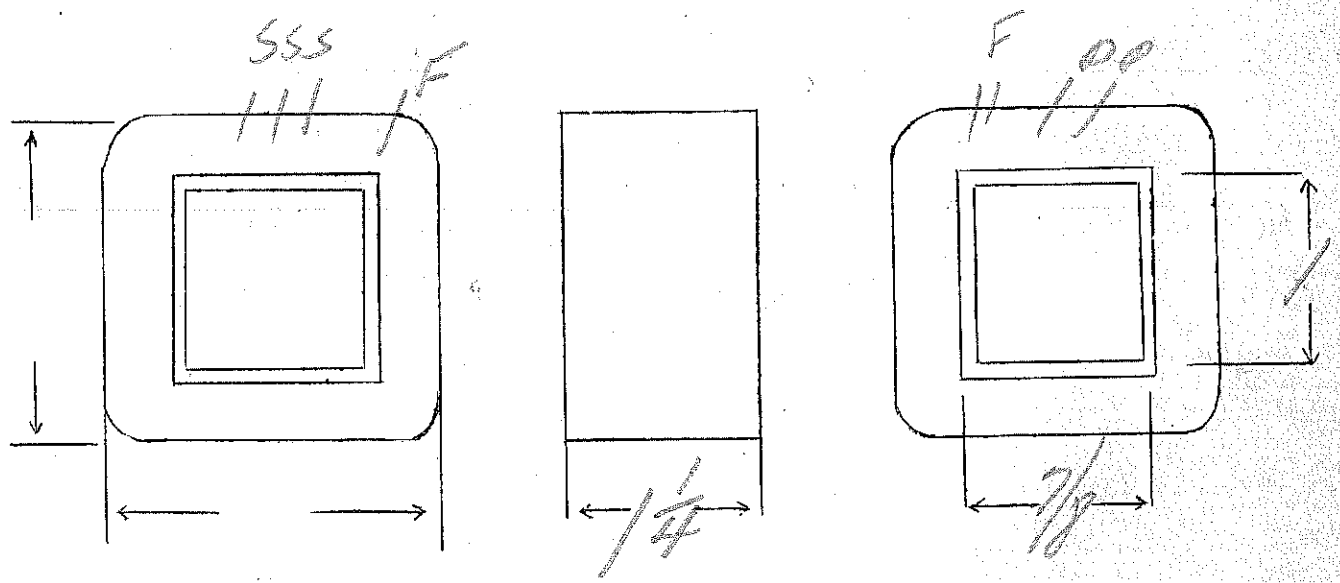
EP - 120
 ES - 240V CT open
 EF - 2.9 V open CT

$N/E = 6.25$

SPEC. NO. 3469

Winding	SEC	PRI	FIL			
Turns	1500	750	18			
Taps	750		9			
Wind. Lgth.	1 ¹ / ₁₆	1 ¹ / ₁₆	1 ¹ / ₁₆			
Wire Size	#33	#28	#18			
T.P.L.	125-12	70-11	10			
Kind Term.	Sil B.	w.o.	w.o.			
Term. Lgth.	3"	3"	3"			
Layer Insul.	double 16 #	40 #				
Test Volt.						
Wrapper	1000 VC	200056A	200056A			

TUBE | 5L007 | IMPREGNATION | VARNISH
 CORE | 7/8 x | PRIMARY V.A. |
 MOUNTING C - cadmium



DESIGNED BY [Signature]


DATE 8/4/37

Ep - 120V
 Es - 2000V - 9ma

5.55

SPEC. NO. 3470

Winding	PRI	}	SEC			
Turns	665		12000			
Taps						
Wind. Lgth.	1/2		7/8			
Wire Size	#28		#40			
T.P.L.	33-20		200-60			
Kind Term.	#20 PBR		#20 PBR + Cambric tubing			
Term. Lgth.	9"		9"			
Layer Insul.	40#		12#	Spiral first two and last two sec. layers		
Test Volt.			5000			
Wrapper	20056A	20056A			DOUBLE	
TUBE	2007 H16007VC in. sec		IMPREGNATION		VADN1111.	
CORE	7/8 x 1/2 double		PRIMARY V.A.		CLAMINATION	
MOUNTING	removed, special new bracket bridge to 9 ma					



DESIGNED BY *[Signature]*

DATE 8/6/37

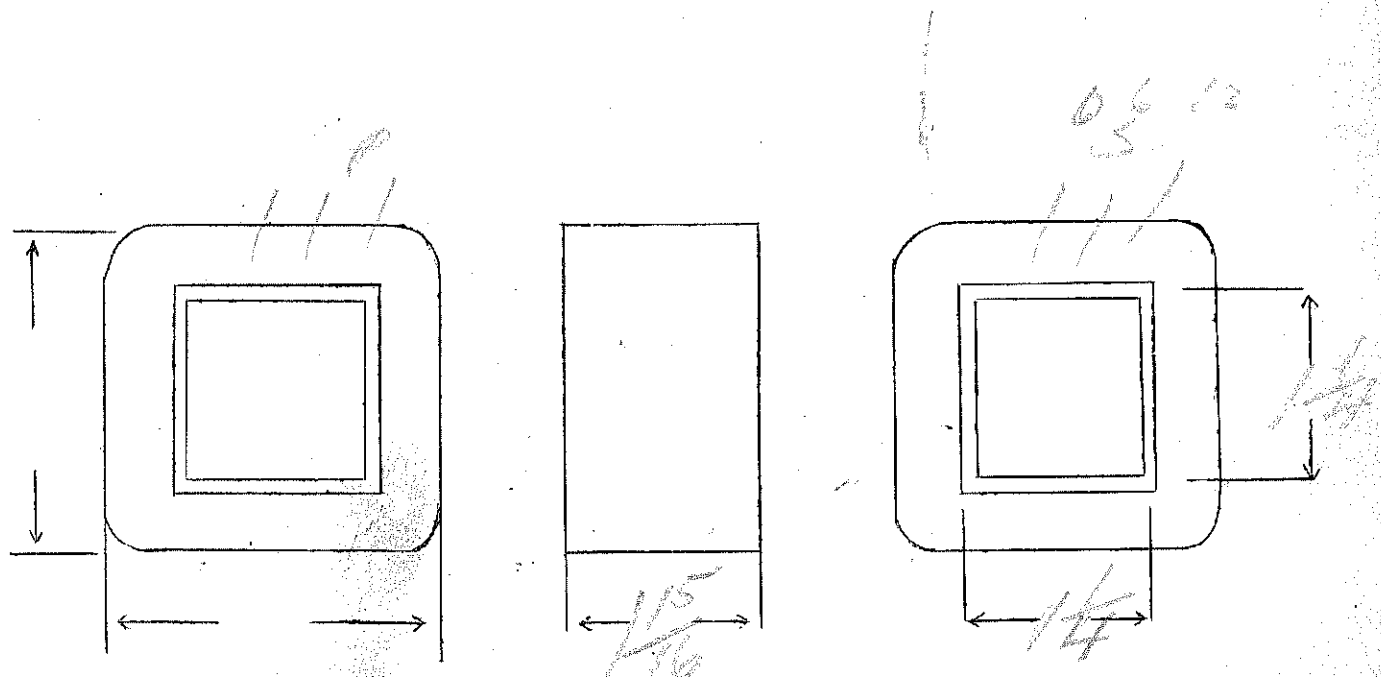
F. Ep-110-120

ES-12V 6V Wangan

SPEC. NO.

3471

Winding	DP1	SEC				
Turns	455	51				
Taps	720	25				
Wind. Lgth.	1.75					
Wire Size	#21	#19				
T.P.L.	5329	3L				
Kind Term.	WIRE ONLY					
Term. Lgth.	3"	3"				
Layer Insul.	50A					
Test Volt.	1250					
Wrapper	240070A	240070A				
TUBE	76007		IMPREGNATION	VARN/56		
CORE	1/4 x 1/4		PRIMARY V.A.			
MOUNTING	B					



DESIGNED BY *[Signature]*

DATE *[Signature]*

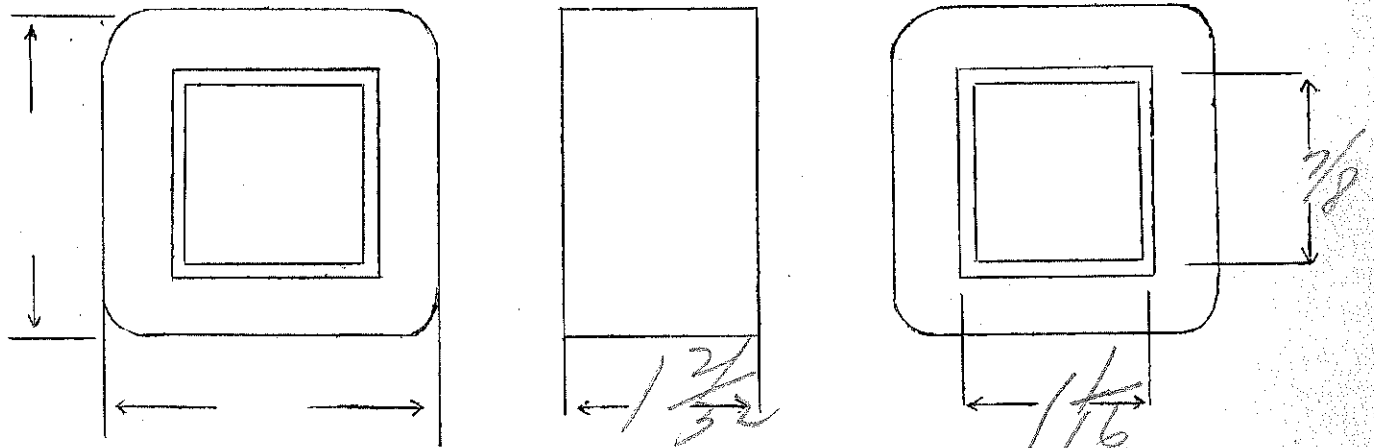
Ep-120V or 6V ac
 Es-500V-50mA ET
 Ef-6V-24 amps

6.0

SPEC. NO.

3472

Winding	P ₁	SHIELD	SEC	SHIELD	Bank FIL.	Bank P ₂	
Turns	720	1	3400	1	#1	62	
Taps			1700			31	
Wind. Lgth.	115 32						
Wire Size	#27	shrin	#36	shrin	#18	#18	
T.P.L.	87-9	Stock	243-14	Stock	2C	2C	
Kind Term.	#20 PBR		#20 PBR		WIRE ONLY		
Term. Lgth.	9"		9"		9"	9"	
Layer Insul.	40#		double 16#				
Test Volt.							
Wrapper	16005VC	16007VC	16007VC	26005GA	26005GA	26005GA	
TUBE	76097	IMPREGNATION			VARNISH		
CORE	1 7/16 x 7/8	PRIMARY V.A.					
MOUNTING	A						



DESIGNED BY

SW

DATE

8/6/37

Ep-118
 ES-1750- lag 1500V- 350MA

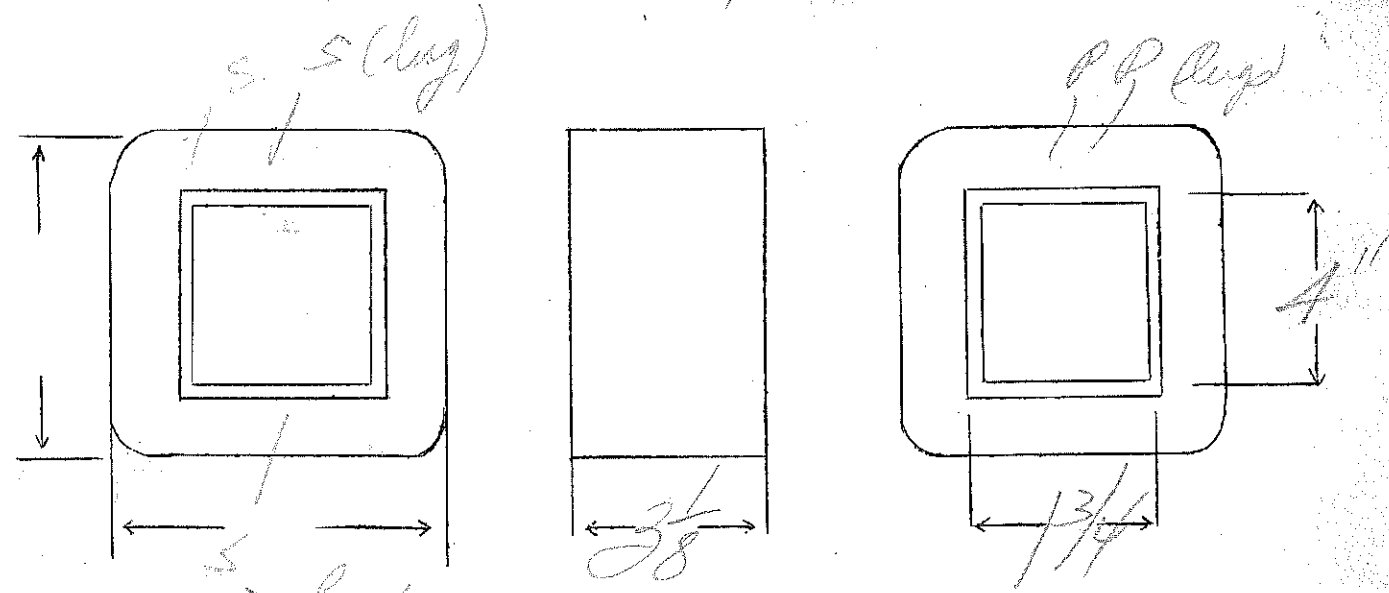
93

SPEC. NO. 3473

Winding	SEC	PR1					
Turns	1680	110					
Taps	1410	-					
Wind. Lgth.	23/8	23/4					
Wire Size	#24	#11					
T.P.L.	111-14	29-4/4					
Kind Term.	W.O. J.C.	WIPE					
Term. Lgth.	20 1/4"	4"					
Layer Insul.	double 40#	007 Kraft					
Test Volt.	6500						
Wrapper	3007VC 20055A	20055A 101020					

TUBE	101007+2007VC	IMPREGNATION	YARNISH
CORE	1 3/4" x 4"	PRIMARY V.A.	
MOUNTING	C - Black - painted shell - sheet metal		

one sec lead out top thru bakelite bushing
 9" - #14 Motor Cable



DESIGNED BY *Gw* DATE 8/10/37

Ep-170

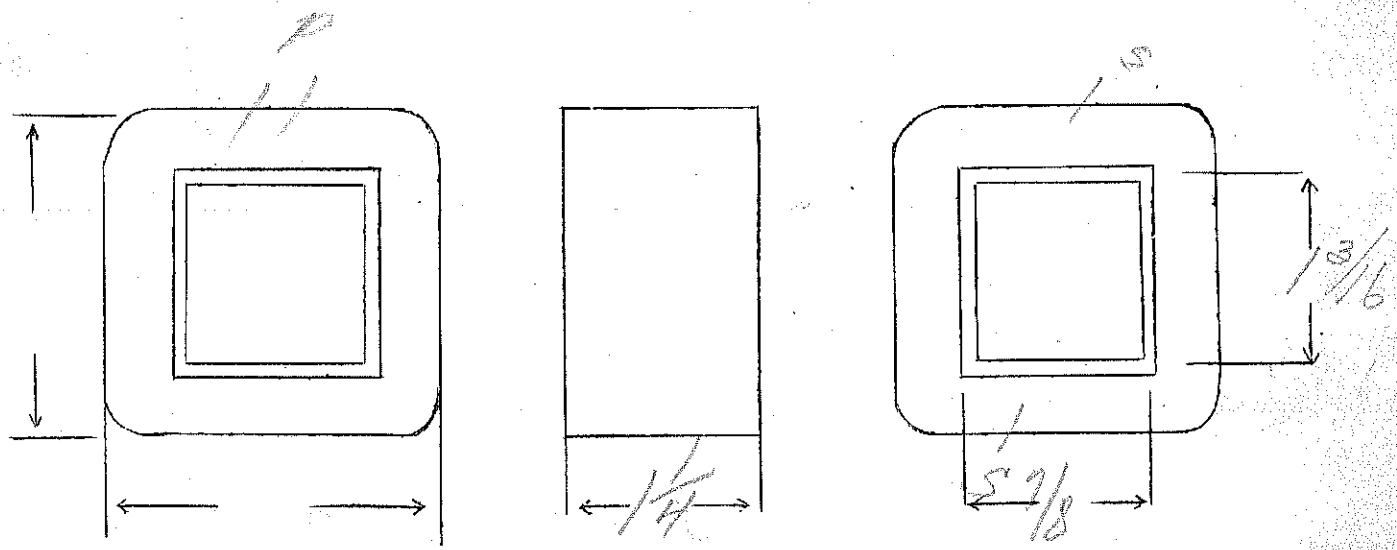
EF-2.5V-12amps

SPEC. NO.

3474

Winding	PRI	FIL					
Turns	644	15 1/2					
Taps	-	-					
Wind. Lgth.	1 1/16						
Wire Size	#28	double #15					
T.P.L.	12-9	2L					
Kind Term.	#20 P.P.M.	w.o.					
Term. Lgth.	9"	9"					
Layer Insul.	40#						
Test Volt.		2500					
Wrapper	260056A	260056A					

TUBE	5L007	IMPREGNATION	VADNISH
CORE	7/8 x 13/16	PRIMARY V.A.	
MOUNTING	A		



DESIGNED BY

gwo

DATE

8/11/27

Ep-240

Es-110V-8amps

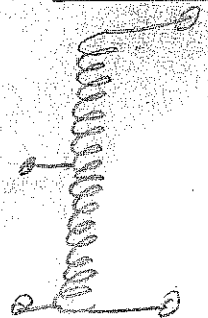
auto transformer

19

SPEC. NO.

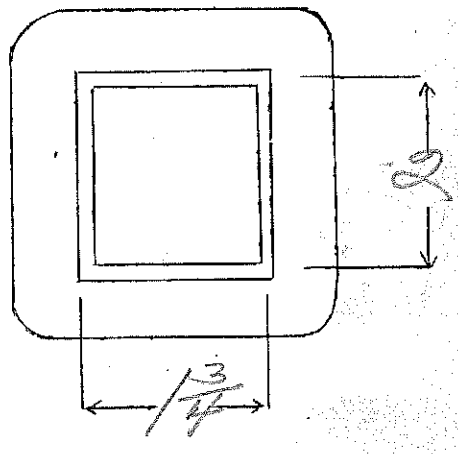

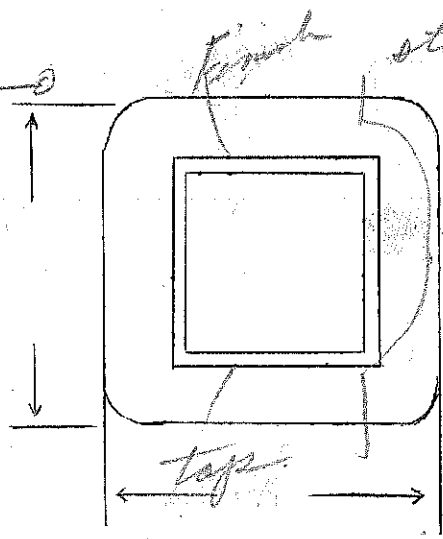
3475

Winding	PR1						
Turns	458						
Taps	228						
Wind. Lgth.	2 5/8						
Wire Size	#14						
T.P.L.	36-13						
Kind Term.	WIRES ONLY						
Term. Lgth.	3"						
Layer Insul.	007 Kraft						
Test Volt.							
Wrapper	2L005GA					DOUBLE	
TUBE	10L007		IMPREGNATION			VARNISH	
CORE	1 3/4 x 2				PRIMARY V.A.		
MOUNTING	T						



stamp input 240V-30-60V
 stamp output 110V 8A.

6' Cord + 6" Female plug



DESIGNED BY

Jew

DATE

8/12/37

E_s 120
E_s 8-16-24V

Same as 3287 Pri. Leads out bottom

Payne & Company

N/E 6.35

SPEC. NO. 3476

Winding	Pri	Sec				
Turns	760	173				
Taps		115				
Wind. Lgth.	1-1/16	1-1/16				
Wire Size	#29	#23				
T. P. L.	80-10	40-5				
Finish						
Type Lead	W. O.	#16 Pr Br	Black 10" sta rt			
Lead Lgth.	3"	as specified	Red 8" tap			
Layer Insul.	40#	50#	White 10" finish			
Test Volt.	1250	1000				
Wrapper	7L007VC 2L005Ga	2L005Ga				

TUBE	7L007Gk	IMPREGNATION	Varnish
------	---------	--------------	---------

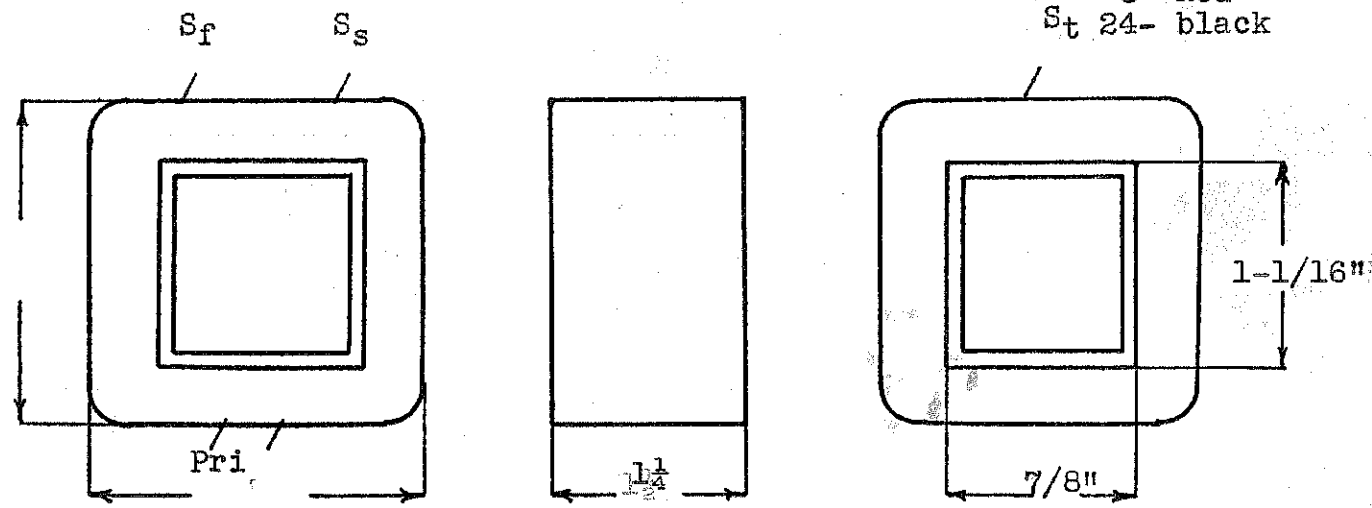
CORE	7/8 E I	GA. 24	GRADE D	STACK 2X2
------	---------	--------	---------	-----------

MOUNTING S- Panel at S W Pri leads out bottom

Pri. one black one white
8" #14 motor cable

Sec #16 Pr Br

Stamp
pri. 120V
Sec. 0- white
8- Red
St 24- black



DESIGNED BY GW

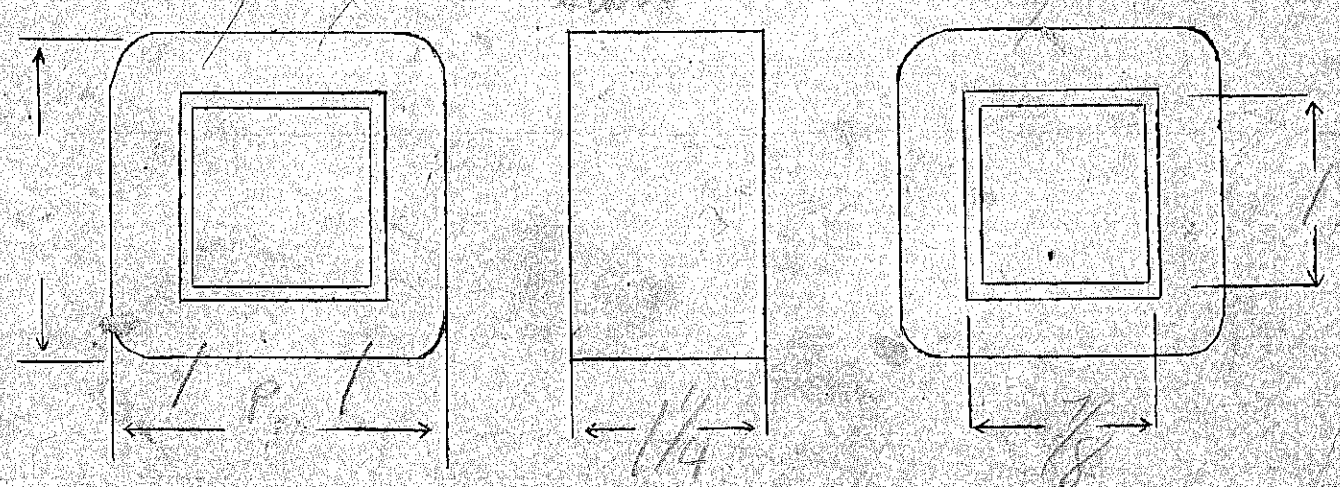
DATE

SPEC. NO. 3477

Winding	Pr	Sec				
Turns	588	128				
Taps	-	85				
Wind. Lgth.	1/16					
Wire Size	#27	#21	Black 10" start			
T.P.L.	63-10	30-2	Red 8" tap			
Kind Term.	PR. BR.	PR. BR.	White 10" finish			
Term. Lgth.	3"					
Layer Insul.	2 nd G	50 th G				
Test Volt.	1500V	1250V				
Wrapper	2L005GA	2L005CA				

TUBE	6L0070K	IMPREGNATION	Oil
CORE	1/4 X 1/8 24G D	PRIMARY V.A.	
MOUNTING	S. Phenolite base, winders		

Pr. ends on bottom
 Pri - One black, one white, 8" - #24 motor cable
 Sec - #16 Pr. BR.
 Finish in electrical start
 yellow ink
 Primary sec.
 120V 0.1W
 8.1A
 24.0VA



DESIGNED BY

DATE

Ep-120 -
 Es-685V
 Ef-5V-2amps
 Ep-26V-2amps

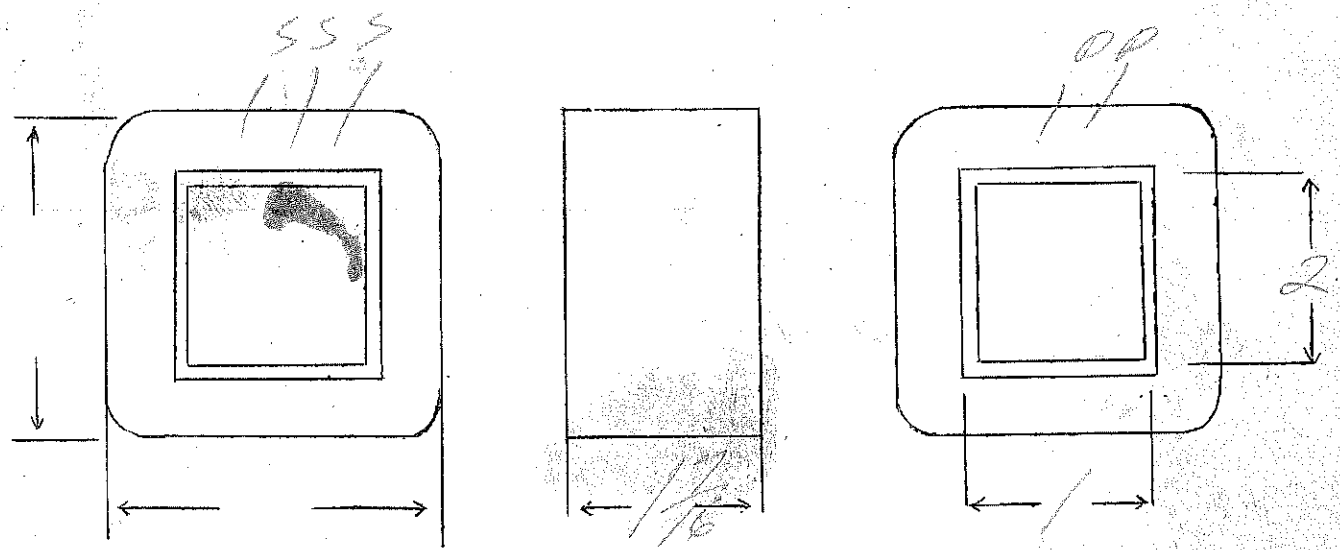
Thermal Black Model 35A -76

SPEC. NO. 3478-252

48

Winding	SEC	SHIELD	DR1	F1	F2		
Turns	3300	59	576	28	34		
Taps	1650						
Wind. Lgth.	1.25	✓	✓	✓	✓		
Wire Size	#36	#26	#26	#21	#21		
T.P.L.	306-16		59-10				
Kind Term.	#20 P/B		#20 P/B	WIRE ONLY			
Term. Lgth.	9 1/2	3"	9 1/2	9"	9"		
Layer Insul.	double 10#		40#				
Test Volt.							
Wrapper	10007NC	10005VC	20005EA	20005EA	20005EA		

TUBE 51007 IMPREGNATION VARNISH
 CORE 1/2 PRIMARY V.A.
 MOUNTING 3A - long bolts



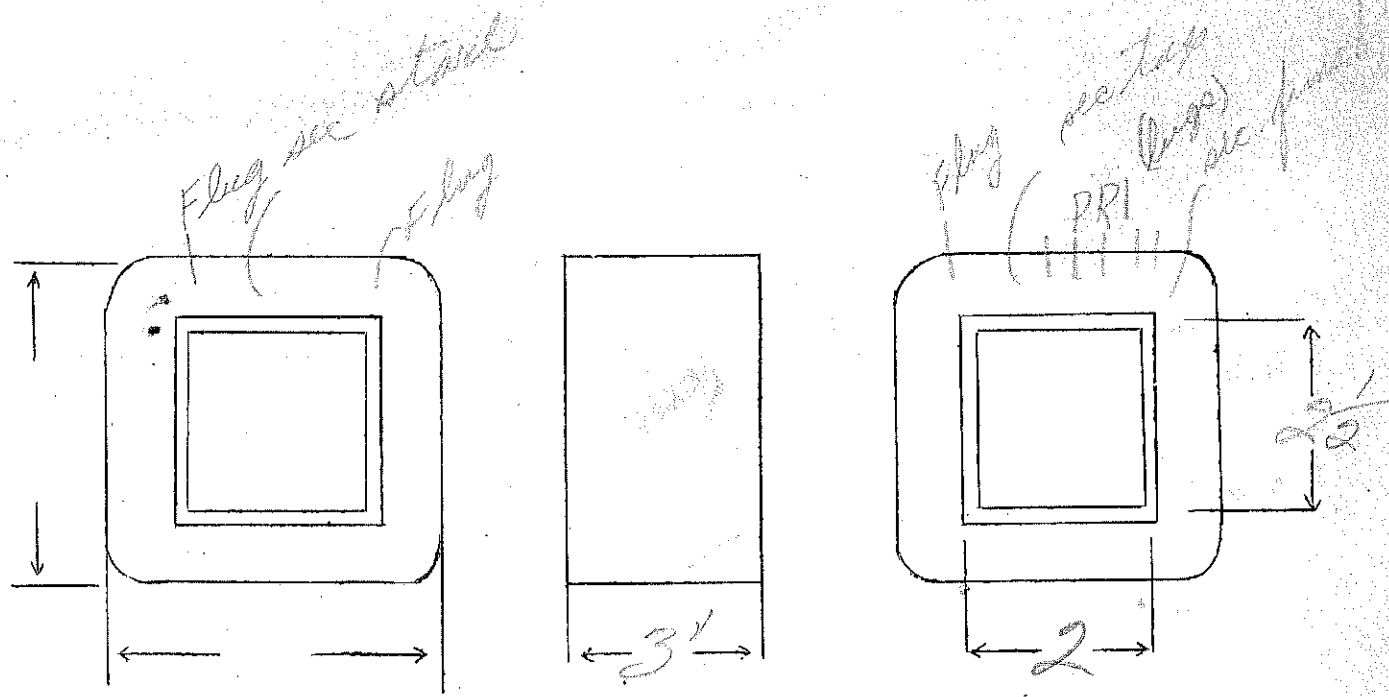
DESIGNED BY Geo

DATE 8/24/37

Ep - 220-230-240-250 (same as 2829-230 ins short)
 yellow black green red
 Es - 1569 - 1469 - blue - 300MA
 red white
 Ep - 20VOT. 4 amp

SPEC. NO. 3479

Winding	SEC	PRI	FIL				
Turns	2100	336 324	30				
Taps	1440	310-298	15				
Wind. Lgth.	23/8	23/8					
Wire Size	#25	#15	#16				
T.P.L.	44-19	9L					
Kind Term.	#20 Dulac	#16 PR Br	W.O.				
Term. Lgth.	9"	9"					
Layer Insul.	double hot						
Test Volt.	5000V						
Wrapper	21007M 210056A	310056A	210056A 110100R				Double
TUBE	WMT 1/4" VC			IMPREGNATION			Varnish
CORE	2" cut short				PRIMARY V.A.		
MOUNTING	C - closed.						

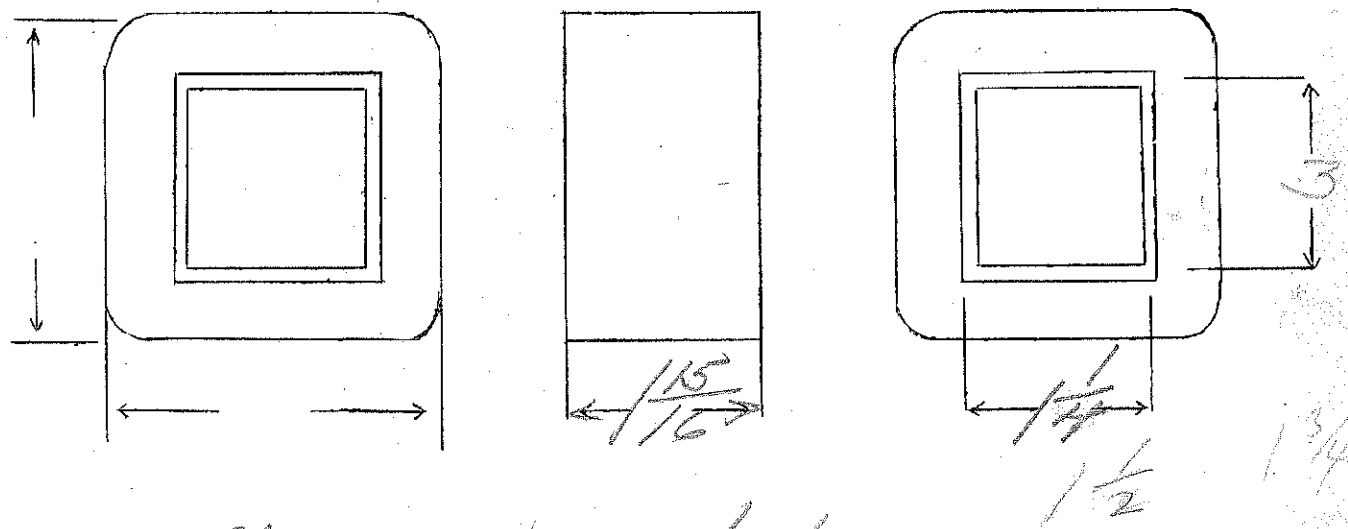


DESIGNED BY *Gw* DATE *8/13/37*

Ep - 115V
 Es - 500 and 550V ea side OT - 250V
 Ep1 - 6.3V - 6 amp
 Ep2 = Ep3 = 5V - 3 amp
 SPEC. NO. 3480
 170

Winding	SEC	SHIELD	DR1	F1	F2	F3
Turns	2000 1910	132	204	11	9	9
Taps	1000 90					
Wind. Lgth.	1.75					
Wire Size	#29	#29	#19	#15	#18	#18
T.P.L.	132-18?		42-5			
Kind Term.	#20 dupl		WIRE ONLY			
Term. Lgth.	9"	3"	9"			
Layer Insul.	double 30#		50#			
Test Volt.						
Wrapper	2007VC	2007GA	2007GA			2007GA
TUBE	7007VC			IMPREGNATION		Varnish
CORE	1 1/4 x 3			PRIMARY V.A.		
MOUNTING	A					

double paper at spirals
 550 - Red
 500 - White



DESIGNED BY [Signature] DATE 8/2/37

EP-115
 ES-750 or 550 ea side cr. 150 me out each tap

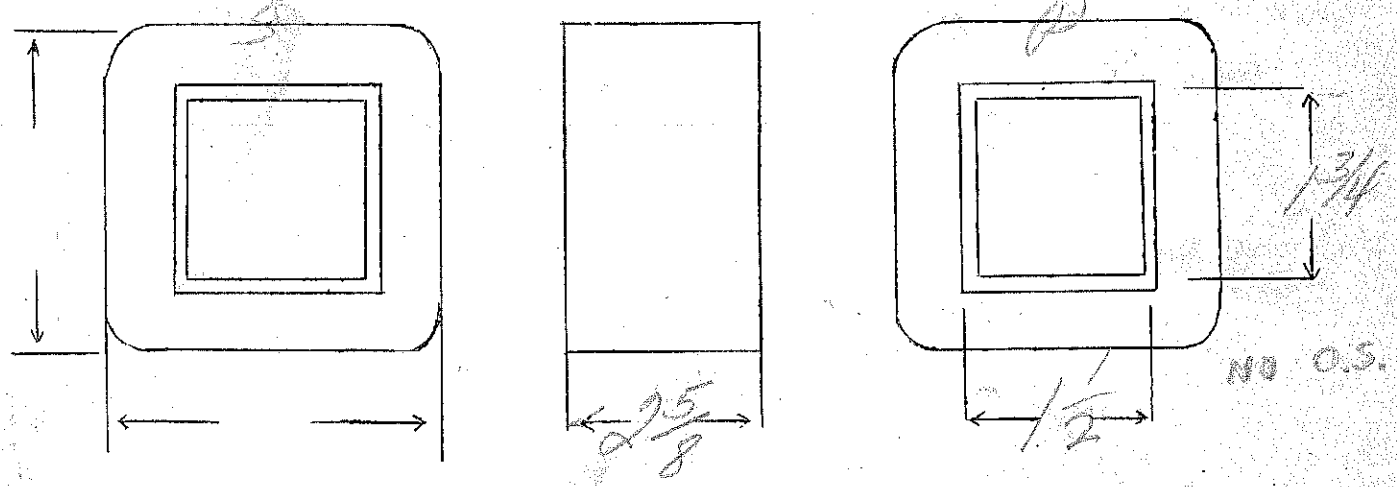
245

SPEC. NO. 3481

Winding	SEC		SHIELD	PRI			
Turns	3900 3400		151	282			
Taps	1450 -	500					
Wind. Lgth.	24						
Wire Size	#28		#28	#18			
T.P.L.	151			.6L			
Kind Term.	#20 8/10/20			wire only			
Term. Lgth.	9 1/2			9 1/2			
Layer Insul.	Double 20#			007			
Test Volt.							
Wrapper	210071C		210075A	210076A			Double Wormish
TUBE	91007			IMPREGNATION			
CORE	1/2 x 1 3/4			PRIMARY V.A.			
MOUNTING	A						

heavy finishing

750 Red
 550 White
 Blue



DESIGNED BY *AW*

DATE 8/20/37

Ep-115
 Es-525-0-525 @ 200 ma

3.09

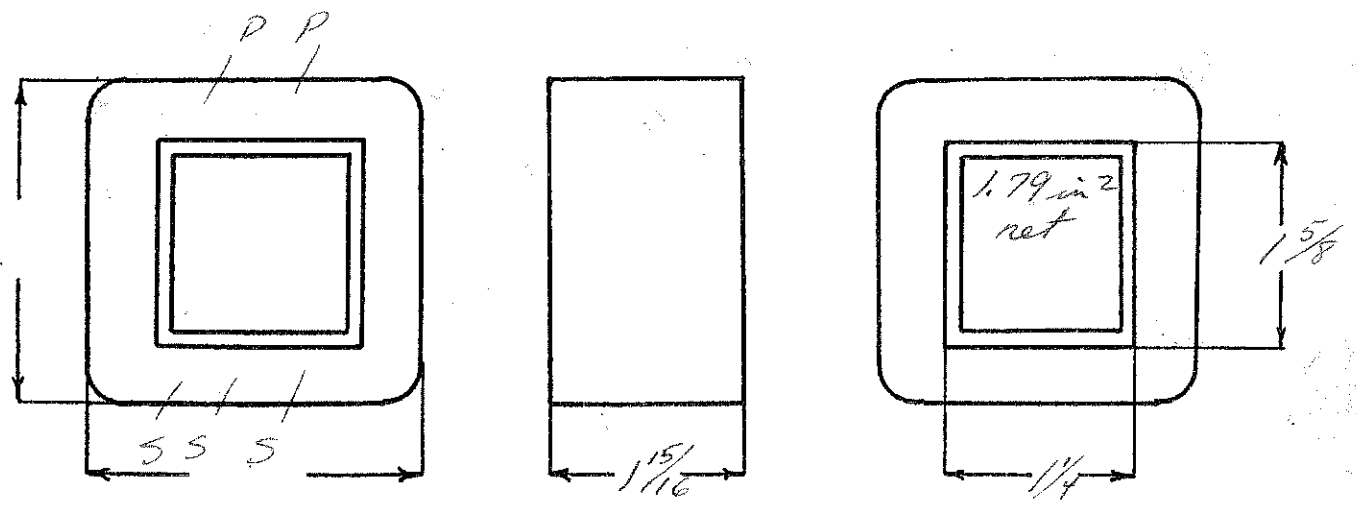
SPEC. NO. 3482 (rev.)

Winding	Sec		Shield		PRI.	
Turns	3440		1		355	
Taps	1720					
Wind. Lgth.	1 3/4		1 3/4		1 3/4	
Wire Size	#30		.001 skin		#21	
T. P. L.	135-26		1		51-7	
Finish	83% <i>Pith</i>				87%	
Type Lead	#20 ParBr		SilBr		#20 ParBr	
Lead Lgth.	9"		3"		9"	
Layer Insul.	30#				50#	
Test Volt.	3000				1250	
Wrapper	2L007VC		1L007VC		2L007GA	
TUBE	7L007GK		IMPREGNATION		(Double Varnish)	

CORE 1 1/4 x 1 5/8 GA. 24 GRADE D STACK 2 X 2

MOUNTING AA (Formerly L, but discontinued)

VC Slewing over sec. leads. Anchor at Finishers.



DESIGNED BY G.W.

DATE 8-14-37

Sec Wire Size Changed - 8-6-41 - H&F jr. - See Obsolete File

Ed-115

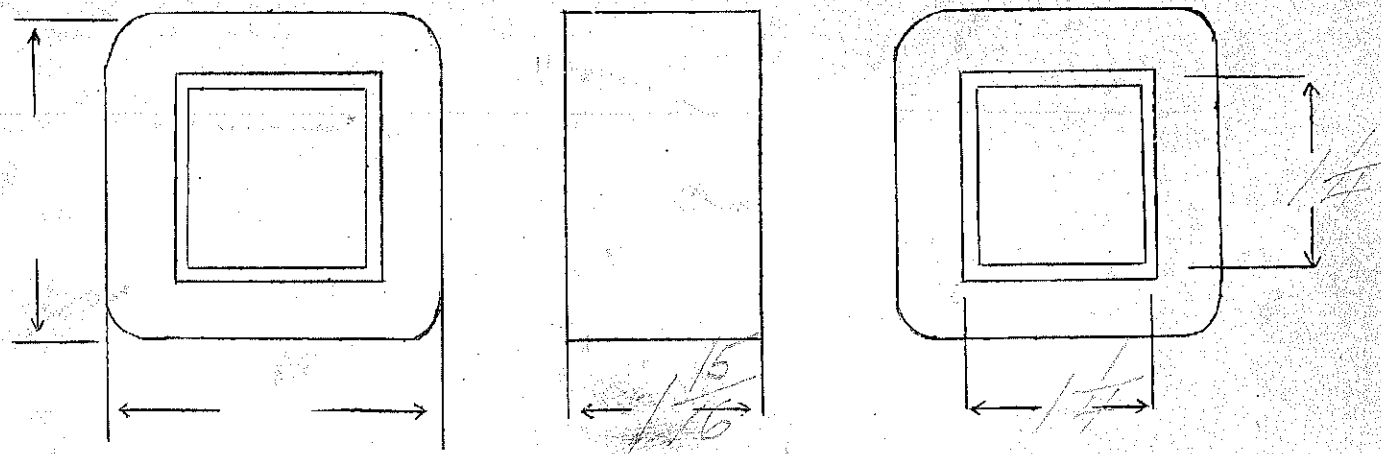
15

Ep1 - 63V-10amp

Ep2 = Ep3 = Ep4 = 5V-3A

SPEC. NO. 3483

	PR1	Blue FIL1	green FIL2	385 orange FIL3	Black FIL4		
Winding	PR1						
Turns	440	26	21	21	21		
Taps	—	—	—	—	—		
Wind. Lgth.	1.75						
Wire Size	#21	#15	#18	#18	#18		
T.P.L.	52-9	75					
Kind Term.	#20 P.M.	WIRES ONLY					
Term. Lgth.	9"	✓	✓	✓	✓		
Layer Insul.	50#						
Test Volt.			2500				
Wrapper	210076A				210076A		
TUBE	74907-1	IMPREGNATION			normal		
CORE	1/4" x 1/4"	PRIMARY V.A.					
MOUNTING	A						



DESIGNED BY *gfw*

DATE *5/17/37*

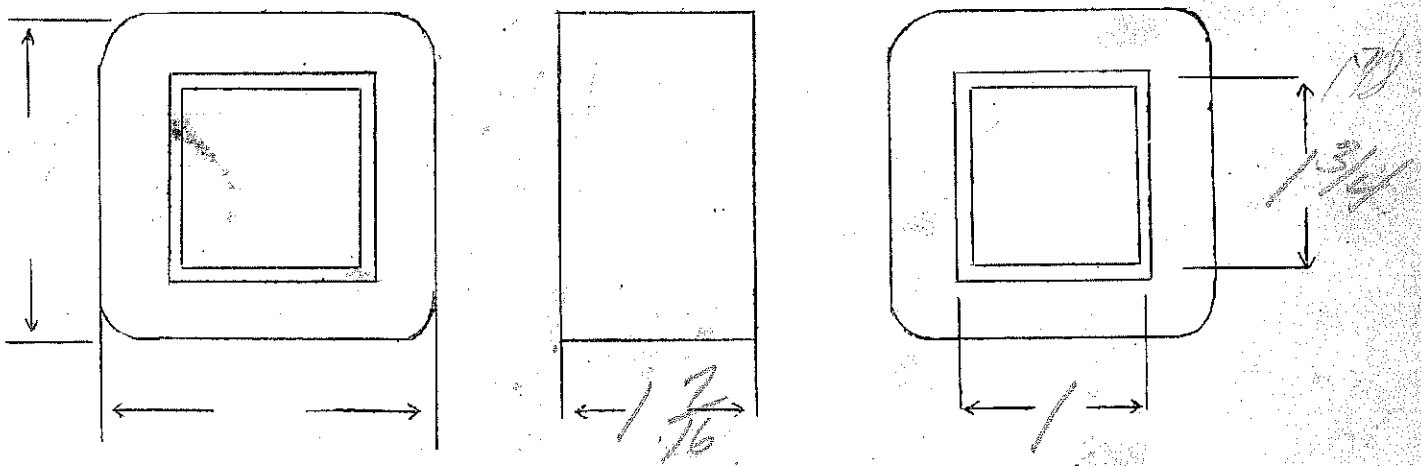
Ep - 120V - 25W
 Es - 560V - 40ma
 Ep - 5V - 2amp
 Es - 120V - 1.8amp

54

SPEC. NO. 3484-25N

Winding	SEC	SHIELD	PR1	F _{1,0}	F _{2,7}		
Turns	3200	66	650 ⁶⁵⁵	31	38		
Taps	1600						
Wind. Lgth.	1.25	1.25	✓	✓	✓		
Wire Size	#37	#26	#26	#21	#21		
T.P.L.	230-14		66-10				
Kind Term.	#20 Par Br	W/O	#20 Par Br	WIRE ONLY			
Term. Lgth.	9"	3"	9"	9"	9"		
Layer Insul.	double 16#		40#				
Test Volt.							
Wrapper	16007K	16005K	26005GA	26005GA	26005GA		

TUBE	61007	IMPREGNATION	VARNISH
CORE		PRIMARY V.A.	
MOUNTING	SA - Long Bolts		



DESIGNED BY *JW*

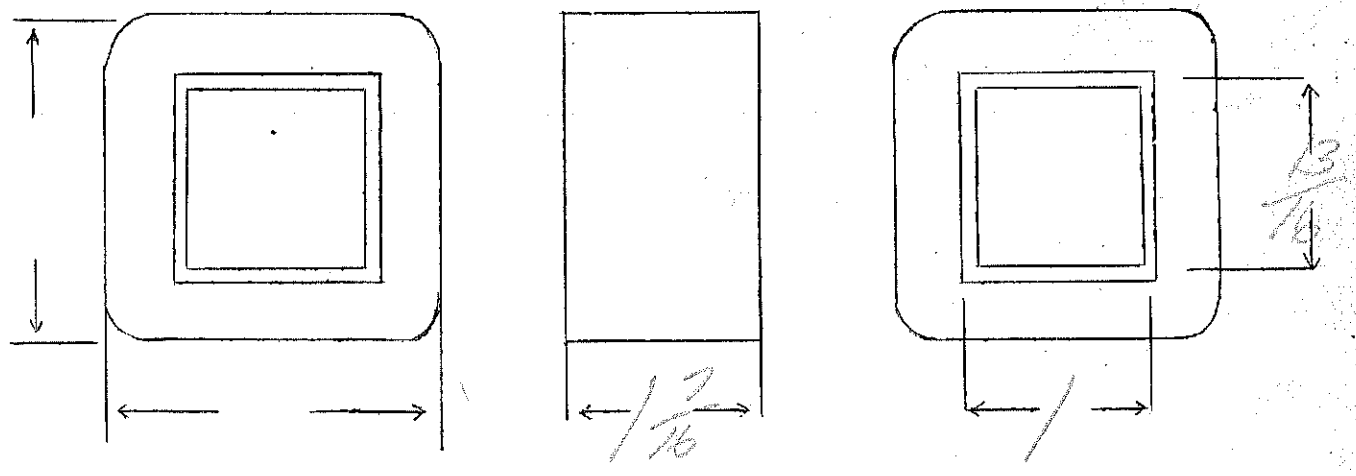
DATE 9/10/37

per printed Bill model 5 (538)

EP - 120
 ES - 560V (open) - 40ma
 EF - 5V - 2amps
 EG - 613V - 1.8amps

SPEC. NO. 3484

Winding	SEC	SHIELD	PR1	F1	F2		
Turns	3500	75	745	35	42		
Taps	1750						
Wind. Lgth.	1.25	1.25	1.25				
Wire Size	#37	#27	#27	#21	#22		
T.P.L.	228-16		75				
Kind Term.	#22 cellar		#22 cellar	WIRE ONLY			
Term. Lgth.	9"	3"	9"	9"	9"		
Layer Insul.	Double 16#		40#				
Test Volt.							
Wrapper	1007W	1005W	2005GA	2005GA	2005GA		
TUBE	5607			IMPREGNATION	VARNISH		
CORE	1/8" 13/16			PRIMARY V.A.			
MOUNTING	A						



DESIGNED BY *Jaw*


DATE 8/20/37

Ep. 235
 ES-680VCT

EE-SV ramp E. 5.9V-1.9amp

SPEC. NO. 3485-230V

Winding	SEC	SHIELD	DR1	F1	F2		
Turns	3650	115	1260	36	30		
Taps	1825						
Wind. Lgth.	1.25			#			
Wire Size	#36	#30	#30	#21	#21		
T.P.L.	205		115-12				
Kind Term.	#22 Flame		#22 Flame	WIRE ONLY			
Term. Lgth.	9"						
Layer Insul.	double 16#		4#				
Test Volt.							
Wrapper	12007VC	14005VC	2400500		2400500	Double	
TUBE	5007			IMPREGNATION	Varnish		
CORE		Dynamo - 2x2		PRIMARY V.A.			
MOUNTING	A						



DESIGNED BY *Sw*

DATE 2/26/38

Ep - 120
 Es - 660 V.C.T. (Open)
 Ef - 5.0 V. - 2 Amp.
 Ee - 5.9 V. - 1.9 Amp.

For Packard Bell Model 35
 (199)

535

SPEC. NO. 3485

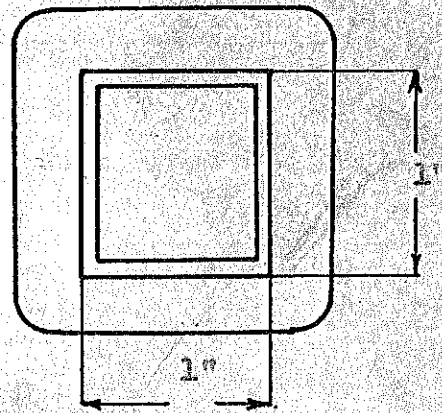
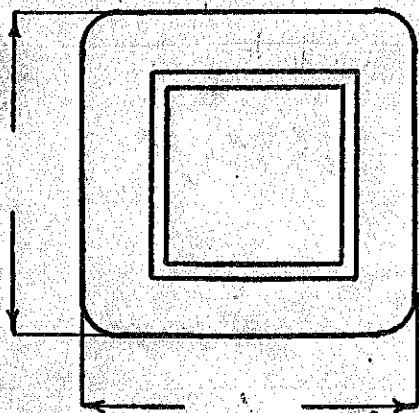
Stamp
 also 799
 on case
 only.

Winding	SEC.	SHIELD	PRI.	Blue 9/2 F1	Green 8/2 F2		
Turns	3650	74	640	36	30		
Taps	1825	-	-	-	-		
Wind. Lgth.	1.25	1.25	1.25	-	-		
Wire Size	#36	#27	#27	#21	#21		
T. P. L.	205-18	74	74-9	-	-		
Finish							
Type Lead	#22 Cellac	W.O.	#22 Cellac	WIRE ONLY			
Lead Lgth.	9"		9"	9"	9"		
Layer Insul.	Double 16#	-	40#	-	-		
Test Volt.	2500		1250	1250	2500		
Wrapper	1L.007VC	1L.005VC	2L.005GA	2L.005GA	2L.005GA		

TUBE 5 L .007 IMPREGNATION VARNISH

CORE 1" x 1" GA. 24 GRADE DYNAMO STACK 2 x 2

MOUNTING A -- small lower bracket - Black



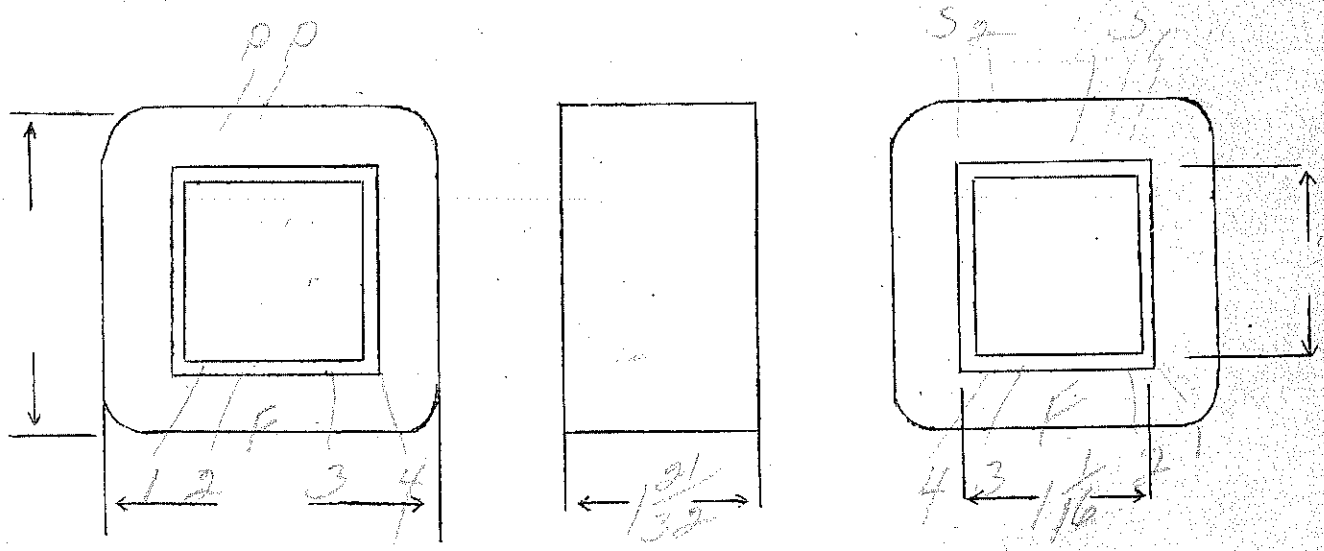
DESIGNED BY GLENN W. WEAVER

DATE 8/20/37

Ep-120
 Es-400V-lap 300-20ma
 Es-250V-20ma

E₁-5V-2amp
 E₂-2.5V-1.5amp
 E₃-E₄-6.3V-16amp
 SPEC. NO. 3486

Winding	Prt	SHIELD	SEC ₁	SEC ₂	F ₁	F ₂	F ₃	F ₄
Turns	765	1	2900	1800	36	18	44	44
Taps			2120					
Wind. Lgth.	1 15/32	✓						
Wire Size	#26	shim	#38	#38	#20	#20	#24	
T.P.L.	77-10		304-10	304-6				
Kind Term.	silver braid				WIRE ONLY			
Term. Lgth.	3"	✓	✓	✓	✓	✓	✓	✓
Layer Insul.	40#		30#	30#				
Test Volt.								
Wrapper	11007VC	11007VC	11007VC	21005BA	✓	✓	21005BA	
TUBE	6L007	IMPREGNATION			YABN15H			
CORE	1/16 x 7/8	PRIMARY V.A.						
MOUNTING	B							




DESIGNED BY _____ DATE 8/27/37

Ep-110 120
 EF-52V-4amp CT for Amac 35 T

7 SPEC. NO. 3487

Winding	PRI	SEC					
Turns	840	41					
Taps	770	20					
Wind. Lgth.	176						
Wire Size	#28	#17					
T.P.L.	71-12	24					
Kind Term.	#20 25V	WIRE 0.175"					
Term. Lgth.	9"	9"					
Layer Insul.	40#						
Test Volt.							
Wrapper	2L0056A	2L0056A					
TUBE	52007		IMPREGNATION	VARNISH			
CORE	7/8 x 15/16	24g	PRIMARY V.A.				
MOUNTING	A 10D						



DESIGNED BY *[Signature]*

DATE 8/16/37

Ep-110-120

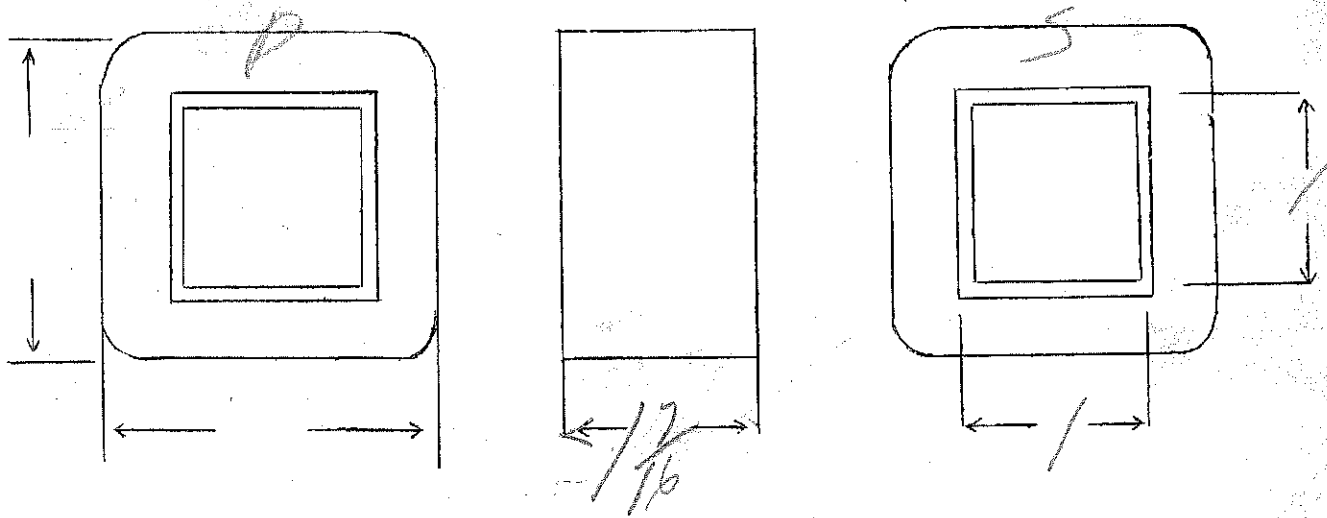
E₃-5.2V-Samp - Circa 35T

58

SPEC. NO.

3488

Winding	P	S					
Turns	695	34					
Taps	640	17					
Wind. Lgth.	1.25	1.25					
Wire Size	#26	#14					
T.P.L.	65	2L					
Kind Term.	#20 Pa Pa	WIRE ONLY					
Term. Lgth.	9"	9"					
Layer Insul.	40#						
Test Volt.							
Wrapper	21005GA	21005GA					
TUBE	5L007		IMPREGNATION	VARNISH			
CORE	1X1 - 24 Ga		PRIMARY V.A.				
MOUNTING	AMB.						



DESIGNED BY

Geo

DATE

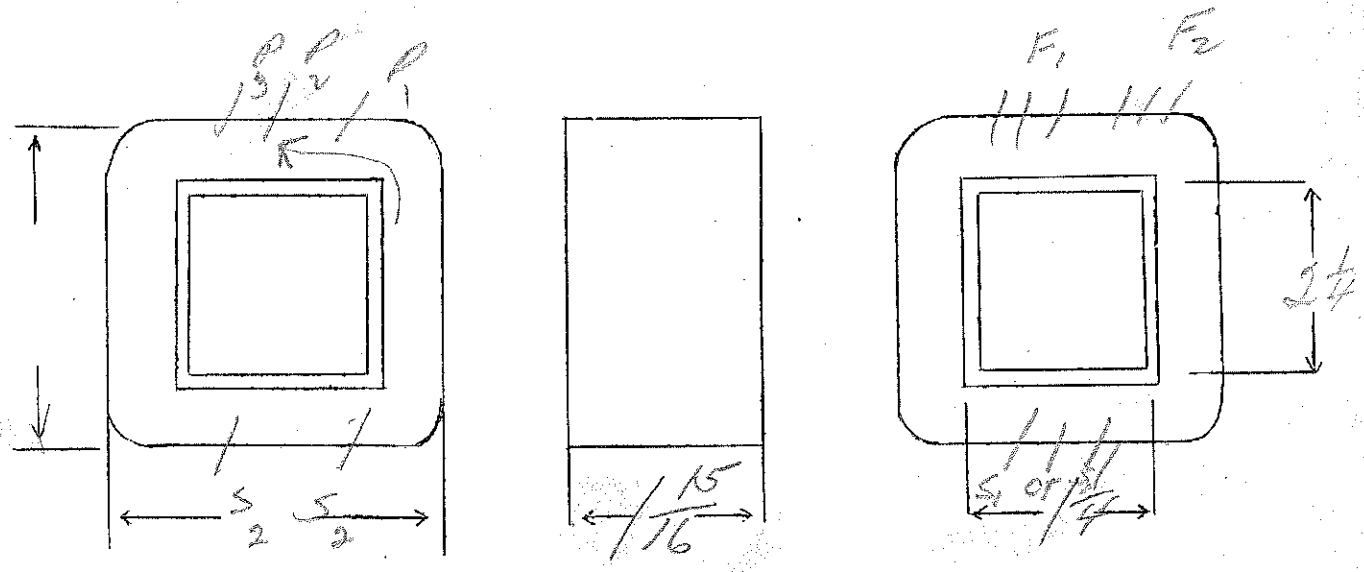
8/16/37

Ep - 115-120
 Es - 850 & 950 VCT - 200MA
 Ef - 5VCT - 3A
 Ea - 6.3V - 3A CT.

22

SPEC. NO. 3489

Winding	SEC SHIELD	PR1	F ₁	F ₂		
Turns	2300 2170	130	264	12	15	
Taps	1150 130		253	6	8	
Wind. Lgth.	1.75	✓	✓	✓	✓	
Wire Size	#29	#29	#20	#17	#17	
T.P.L.	130-18		6L			
Kind Term.	WIRE	ONLY				
Term. Lgth.	3"	✓	✓	✓	✓	
Layer Insul.	double 20#		50#			
Test Volt.						
Wrapper	2007K	1005K	2007GA	2007GA	2007BA	
TUBE	7007		IMPREGNATION	VARNISH		
CORE	1/4 x 2 1/4		PRIMARY V.A.			
MOUNTING	B					



DESIGNED BY *GW*

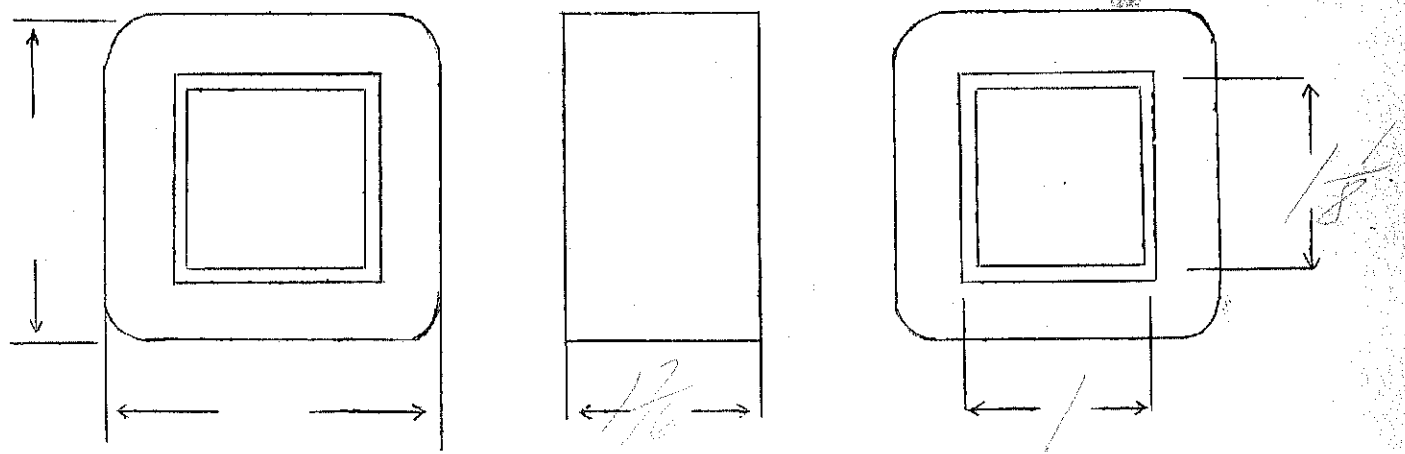
DATE *8/26/37*

P-115
 S-200V-150ma
 tapped 40-100V
 F-5VOT-2amp

522

SPEC. NO. 3490

Winding	Sec	5VOT	PR1	FL			
Turns	1160	105	600	29			
Taps	230						
Wind. Lgth.	1.25		1.25				
Wire Size	#30	#30	#26	#20			
T.P.L.	105-12		67-9				
Kind Term.	#2012	A-40					
Term. Lgth.	9"	3"	7"	9"			
Layer Insul.	dandy		40#				
Test Volt.							
Wrapper	1/2" x 1/2"	1/2" x 1/2"	2/16" x 2/16"	2/16" x 2/16"			
TUBE	5607				IMPREGNATION	VARNISH	
CORE	1x1/2				PRIMARY V.A.		
MOUNTING	A						



DESIGNED BY *Geo*

DATE *8/17/27*

COIL

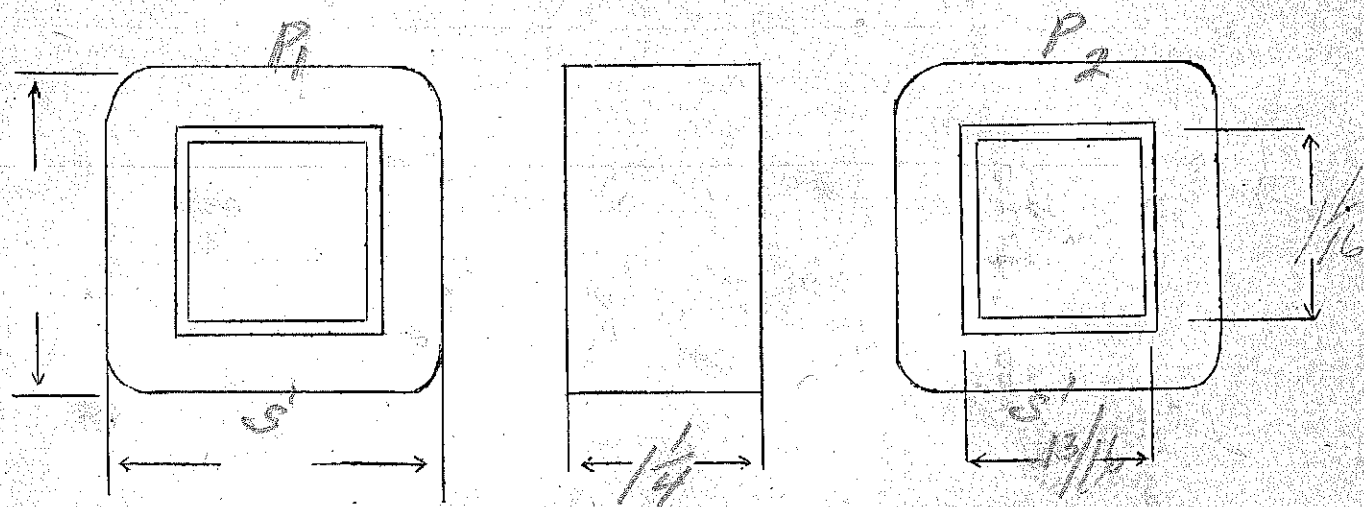
25 watt - 24 volt

SPEC. NO. 3491

Winding	P	S					
Turns	715	158					
Taps							
Wind. Lgth.	1/16	1"					
Wire Size	28	22					
T.P.L.	653-11	32-5					
Kind Term.	WIRE ONLY						
Term. Lgth.	3"	3"					
Layer Insul.	40A						
Test Volt.							
Wrapper	100W	20058					

TUBE	7107	IMPREGNATION	VARNISH
CORE		PRIMARY V.A.	

MOUNTING *no pins for water leads*
do not lace



SIGNED BY *GW*

DATE 8/30/37

120V - 6V - 50 watt

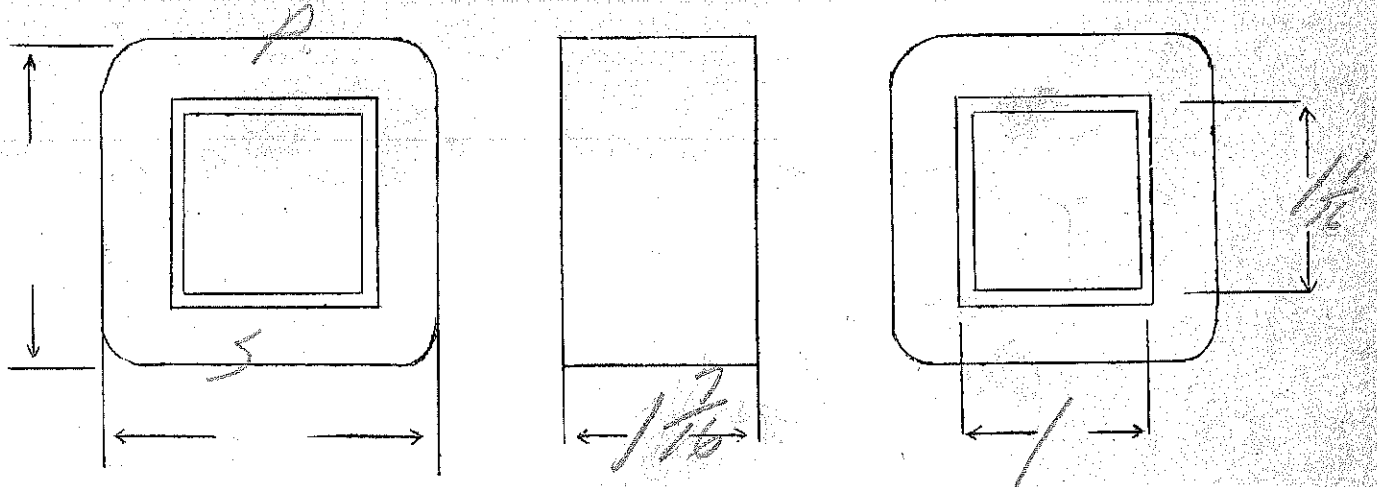
558

SPEC. NO. 3492

Winding	PRI	SEC					
Turns	670	38					
Taps							
Wind. Lgth.	1.25	✓					
Wire Size	#26	#14					
T.P.L.	67-10	32					
Kind Term.	WIRE ONLY						
Term. Lgth.	3"	3"					
Layer Insul.	40 #						
Test Volt.							
Wrapper	20058A	20058A					

TUBE	7007	IMPREGNATION	VARNISH
CORE	1x1/4"	PRIMARY V.A.	
MOUNTING	S		

8" #14 motor lead



DESIGNED BY YW

DATE 8/16/37