

10's Boosters - 120-132V - 1/2 amp

7.7

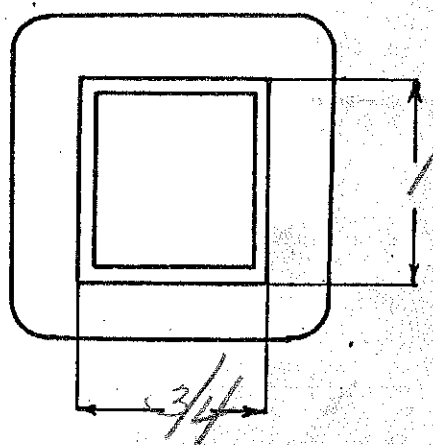


SPEC. NO. 3800

Winding							
Turns	925	98					
Taps							
Wind. Lgth.	7/8						
Wire Size	#31	#21					
T. P. L.	80-12	26-4					
Finish							
Type Lead	#20 bare						
Lead Lgth.	8"						
Layer Insul.	30#	50#					
Test Volt.							
Wrapper		21005GA					

TUBE 5L007 IMPREGNATION VARNISH

CORE 3/4 x 1 GA. 24 GRADE STACK 2 x 2

MOUNTING D



DESIGNED BY *Sw*

DATE 1/6/38

standard motor

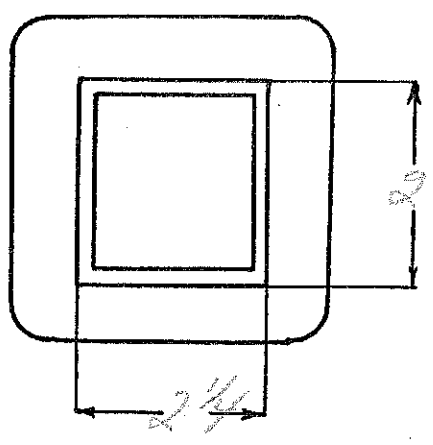

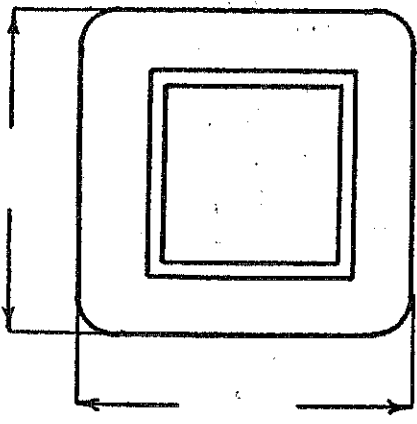
SPEC. NO. 3801

Winding							
Turns	120						
Taps							
Wind. Lgth.							
Wire Size	#18						
T. P. L.							
Finish							
Type Lead							
Lead Lgth.							
Layer Insul.							
Test Volt.							
Wrapper							

TUBE IMPREGNATION

CORE GA. GRADE STACK

MOUNTING



DESIGNED BY

DATE

24 volt coil

Coil

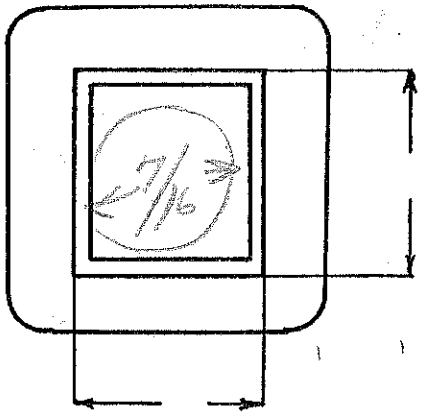

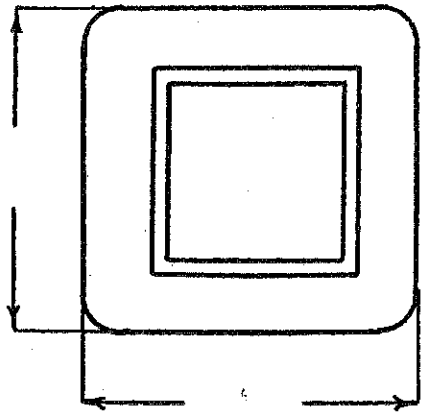
SPEC. NO. 3802

Winding							
Turns	615						
Taps							
Wind. Lgth.	1/2						
Wire Size	# 24						
T. P. L.							
Finish	# 22 P ₂₄						
Type Lead	Brass						
Lead Lgth.	6"						
Layer Insul.	40#						
Test Volt.							
Wrapper	210056A						

TUBE	41007	IMPREGNATION	VARNISH
------	-------	--------------	---------

CORE	GA.	GRADE	STACK
------	-----	-------	-------

MOUNTING



DESIGNED BY *SW*

DATE 11/16/36

Ep-117

ES-510VCT (open) - 30 ma

EF-5.8V (load) - 1.3 amps

EF-4.6V (load) - 2 amp

56

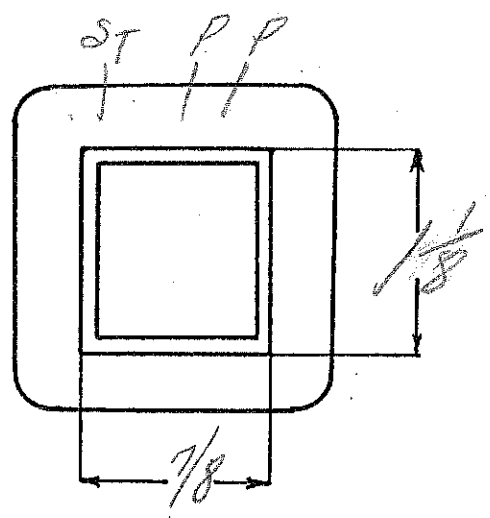

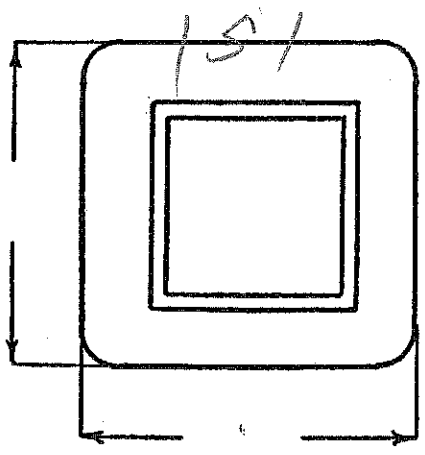
SPEC. NO. 3803

Winding	SEC	SHIELD	PR1	F1	F2		
Turns	2900	68	660	30	38		
Taps	1450						
Wind. Lgth.	1 1/32	1 1/32	1 1/32				
Wire Size	#38	#28	#28	#21	#22		
T. P. L.	208-14		68-10				
Finish	#22 cellon		#20 cellon	WIPE ONLY			
Type Lead							
Lead Lgth.	9"	3"	9"	9"	9"		
Layer Insul.	double 14#		40#				
Test Volt.							
Wrapper	1000VC	1005VC	21005EA	21005EA	21005EA		

TUBE 5L007 IMPREGNATION VARNISH

CORE 7/8 x 1 1/8 GA. 24 GRADE Dynam STACK 2462

MOUNTING SA



DESIGNED BY *[Signature]*

DATE 1/21/38

E_p -220/240 V
 E_{f1} -5VCT-5Amp
 E_{f2} -6.3VCT-2Amp
 E_{f3} -7.5VCT or 6.3VCT-5Amp

4.3

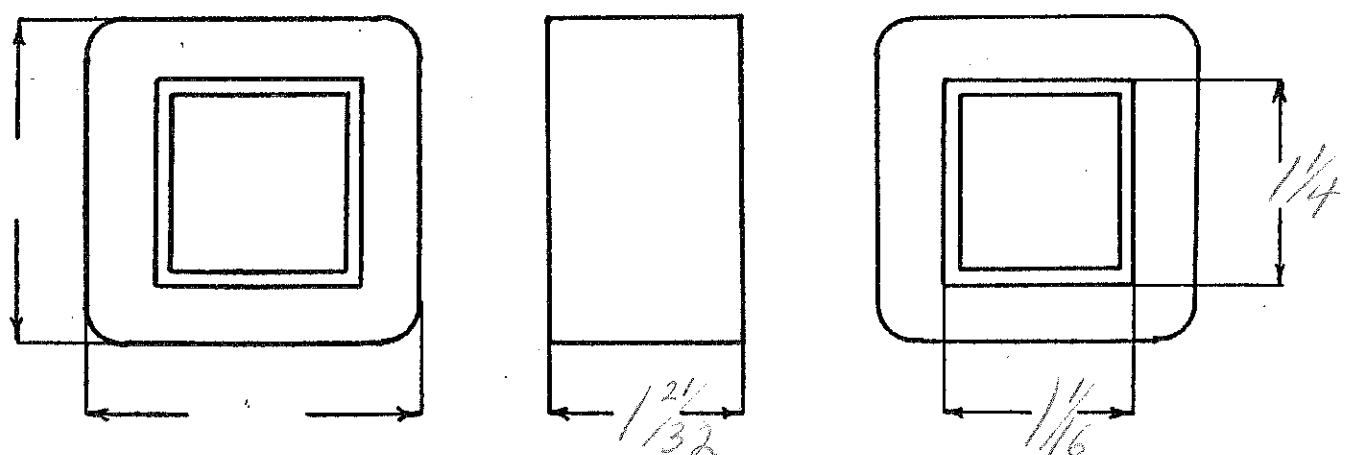
SPEC. NO. F3804-230V

Winding	P	Blue F_2	White F_3	Green F_1			
Turns	1032	30	33-36	24			
Taps	950	15	3-18	12			
Wind. Lgth.	1 $\frac{15}{32}$						
Wire Size	#26	#20	#16	#16			
T. P. L.	75-14	1L	2L	1L			
Finish							
Type Lead	#20 P.B.R.	W.C.	Aluminum				
Lead Lgth.	9"	9"	9"	9"			
Layer Insul.	50#		007K				
Test Volt.	1250	2500	2500	5000			
Wrapper	2L0056A	2L0056A	2L0056A	2L0056A			

TUBE 7L007G15 IMPREGNATION Double Varnish

CORE 1/16 X 1/4 GA. 24 GRADE D STACK 2X2

MOUNTING A



DESIGNED BY JCG

DATE 2-24-39

Primary - 110-120V - 60 Cycle
 Filament 1 - 5V CT @ 5 Amp.
 Filament 2 - 6.3V CT @ 2 Amp.
 Filament 3 - 7.5V or 6.3V CT @ 5 Amp.

3231

SPEC. NO. F-3804

Winding	Pri.	Fil. 1	Fil. 3	Fil. 2
Turns	468	22	32	28
Taps	430	11	28 - 16 - 4	14
Wind. Lgth.	1-15/32"	1-15/32"	1-15/32"	1-15/32"
Wire Size	#22	#16	#16	#20
T. P. L.	49 - 10L	22 - 1L	22 - 2L	28 - 1L
Finish Pitch	89%	79%	79%	
Type Lead	#20 Pr. Hr.	W.O.	W.O.	W.O.
Lead Lgth.	9"	9"	9"	9"
Layer Insul.	40#	-	.005" K	-
Test Volt.	1500	2500	2500	2500
Wrapper	2L .005" GA	2L .005" GA	2L .005" GA	2L .005" GA

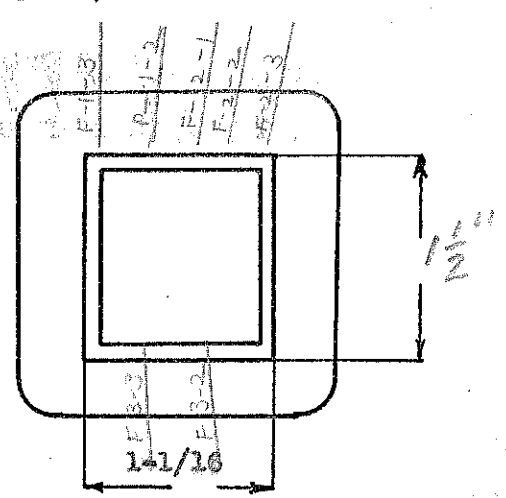

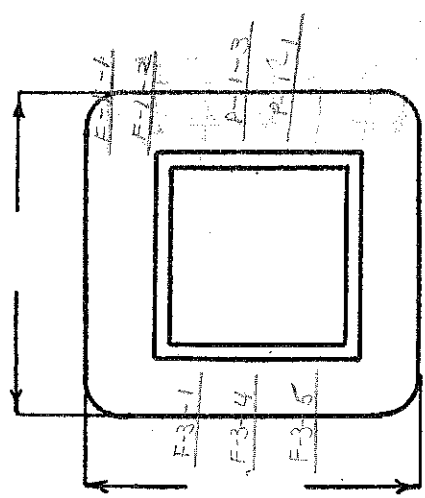
TUBE 6L - .007" OK IMPREGNATION VARNISH




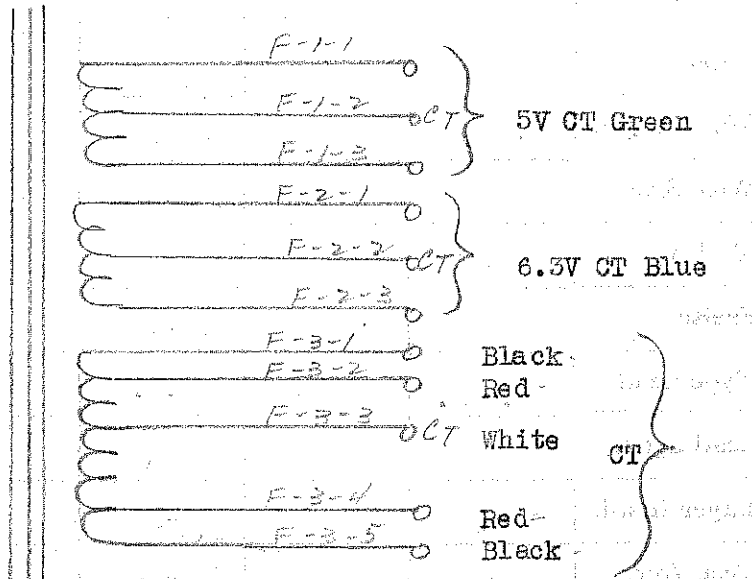
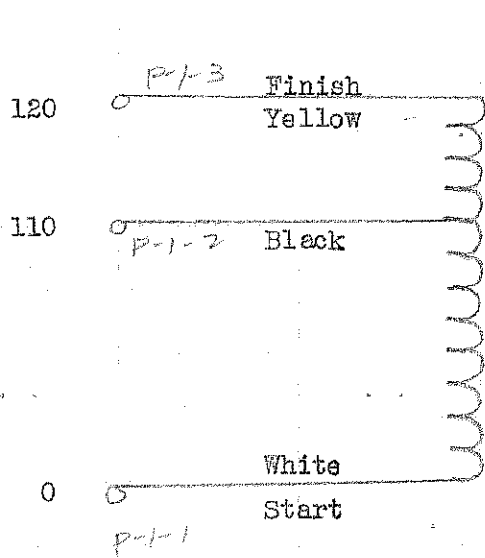
CORE 1-1/16 x 1 1/2 E & I GA. 24 GRADE D STACK 2 x 2

MOUNTING "AF" *Multi-Wind Prim.*
Note: Single & Sols.

Cu = 700 - 516 - 516 - 510
 Fe = 68.3
 TPV = 3.9
 Wire Net = (.490) .4883

Sec. VA = 75.1
 Pri. VA = 100.5
 Pri. I = .915
 Efficiency = 87%
 COS θ = 90%





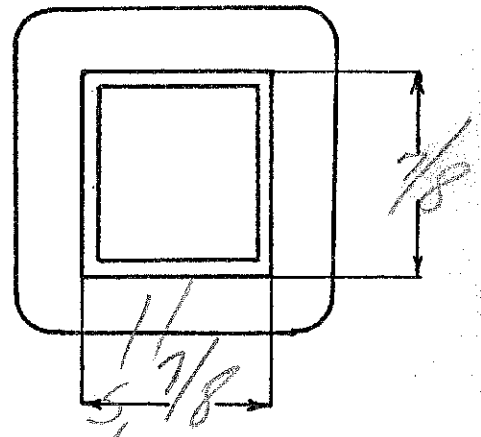
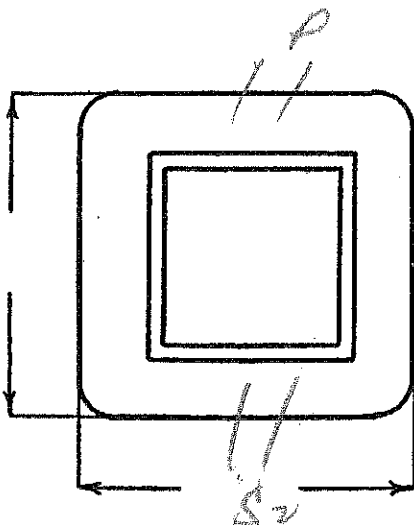
Ep-115V

EA-12V-1.2 amp

EA₂-24V-1.3 amp 7.2

SPEC. NO. 3805

Winding	P	S ₂	White S ₁			
Turns	830	192	96			
Taps						
Wind. Lgth.	1 1/6					
Wire Size	#29	#27	#22			
T. P. L.	80-11	64-3	3L			
Finish						
Type Lead	#29	#27	W.O.			
Lead Lgth.	12"	12"	12"			
Layer Insul.	40#					
Test Volt.						
Wrapper	2605GA	2605GA	2605GA			
TUBE	52007			IMPREGNATION	VARNISH	
CORE	7/8 x 7/8	GA. 24		GRADE D	STACK 2x2	
MOUNTING	D-Leads					



DESIGNED BY

gw

DATE

1/26/38

FILAMENT

Same as F710 except for mounting

Ep - 110 V. - 120 V.

Ef - 2.5 V. C. T. - 12 A. - 5000 v. Ins.

R. J. Lindquist

N/E 5.7

SPEC. NO. 3806

REPLACED BY 8316

Winding	PRI	Black F ₁				
Turns	685	16	12.8%			
Taps	627	8				
Wind. Lgth.	1 1/4					
Wire Size	#27	Double #15				
T. P. L.	72-10	2-2	8-2L			
Finish	88%	75%				
Type Lead	Wire	Only				
Lead Lgth.	3"	3"				
Layer Insul.	40#	1L 007K				
Test Volt.	1250 V	5000 V				
Wrapper	2L.007VC	2L.007VC				
	3L.005GA	3L.005GA				

TUBE	7L.007GK + 1-L.005"VC	IMPREGNATION	VARNISH
------	-----------------------	--------------	---------

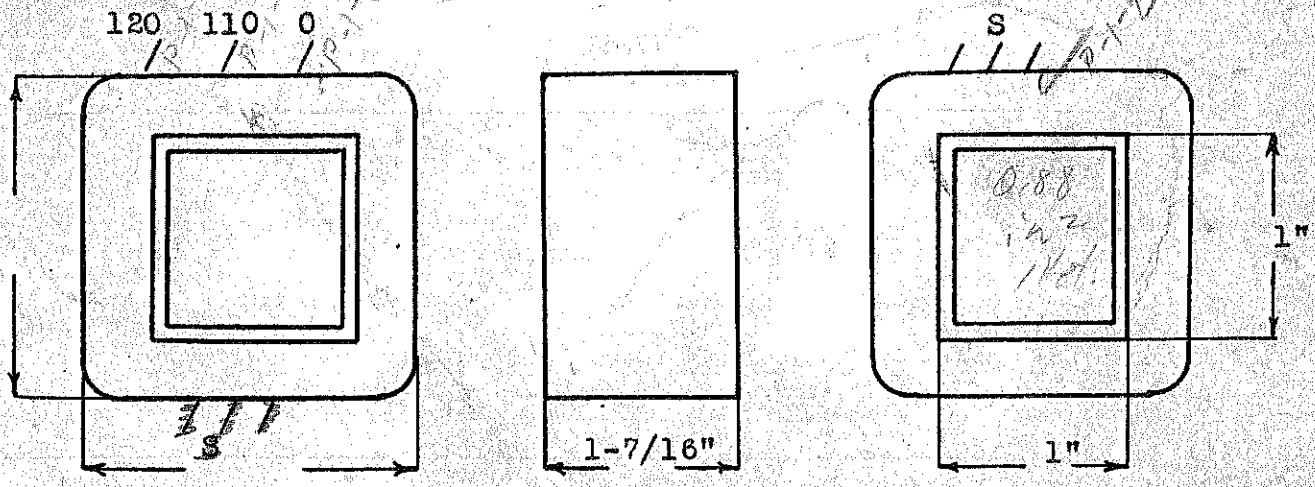
CORE	1" x 1" GA. 24	GRADE D	STACK 2 x 2
------	----------------	---------	-------------

MOUNTING C - Cadmium - use 1 1/8" Bolts

Lu = 553-540
 Fe = 74.8 @ 600
 TPV = 5.7
 Wire Net = 0.313 (0.307)

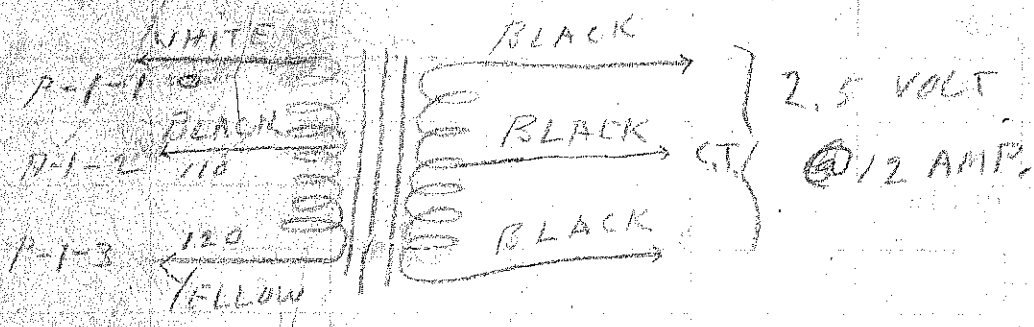
SLUG
use heavy saddle under panel

Spd VA = 30
 Pri VA = 40
 Tot I = 364






DESIGNED BY

DATE



#2 100-32
 #3 2.25



EP - 118
Es - 4000 C.T. - 300 Ma.

FORM E

110-117-125

See # 1635
1636

n/e - 1.32

SPEC. NO. 3807

R. J. Lindquist

REPLACED BY #8318

Winding	Sec.	<i>(1/2%)</i>	Pri.			
Turns	5560		156			
Taps	2780					
Wind. Lgth.	2 1/2		2 1/2			
Wire Size	#28		#14			
T. P. L.	167-34		36-5			
Finish	<i>90%</i>		<i>95%</i>		6" Dulac Sec. C.T. S & F all	
Type Lead	*		W.O.		6 outside coil	W. M. 1/8/41
Lead Lgth.						
Layer Insul.	D-#30		.007K			
Test Volt.	7500 v					
Wrapper	4L007VC 3L007GA		3L007GA			

TUBE	10L007IC + 2L007VC	IMPREGNATION	Varnish
------	--------------------	--------------	---------

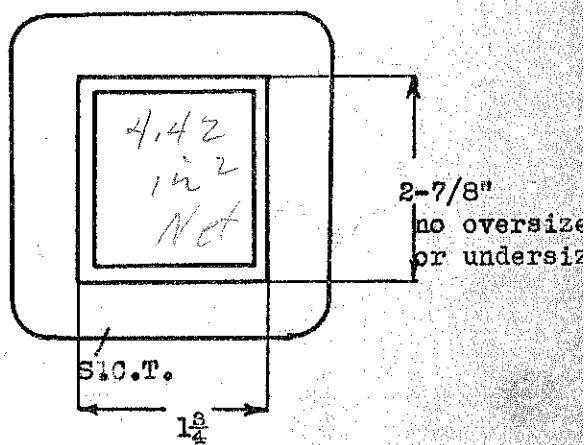

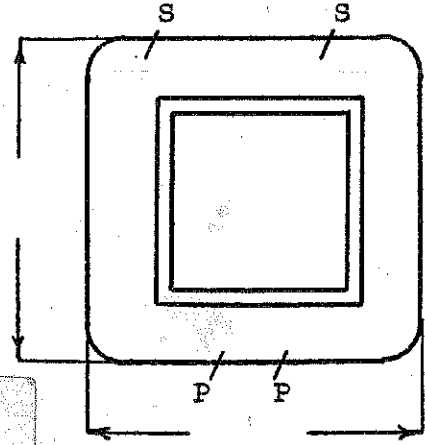
CORE	1 3/4 x 2-7/8	GA.	24	GRADE	D	STACK	2 x 2
------	---------------	-----	----	-------	---	-------	-------

MOUNTING CO 5" Bolts Cadmium for Lindquist

4" BOLTS

Note: Leads on Sec.
Lugs on Pri
Heavy saddle under panel
4L007VC + 3L007GA
W. M. 1/8/41
*Sec VA = 600
Pri VA = 800
Pri I = 6.8 A
Case = 90*

*Cu = 887-603
Fc = 612 @ 600
TPV = 1.32
Wire Net = 0.980"
(0.925")*



IGNED BY J.T.S.

DATE 7/40

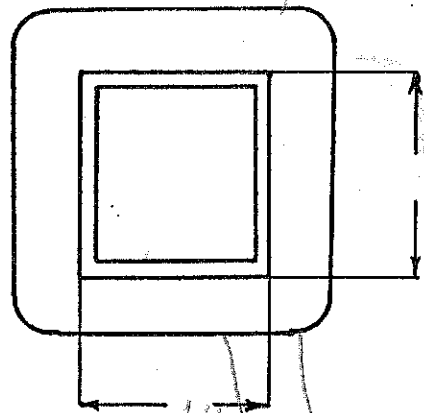

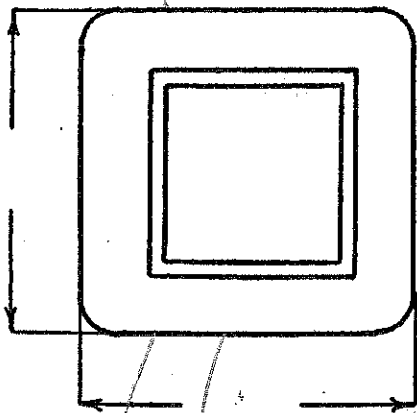
Pri - 115V or 120V (for resistor)

Sec - 180V - ?

SPEC. NO. 3808

Winding	SEC	PRI	FIL				
Turns	1382	850	90				
Taps	-	-	45				
Wind. Lgth.	1 1/16	1 1/16	1 1/16				
Wire Size	36	29	20				
T. P. L.	172	82	30-3				
Finish							
Type Lead	- Para	- Braided					
Lead Lgth.	6"	6"	6"				
Layer Insul.	double 16#	40#	.005				
Test Volt.							
Wrapper	2L007VC	1L007VC	1L007VC				
TUBE	7L005ET + 2L007VC			IMPREGNATION	VARNISH		
CORE	1/1	GA. 24	GRADE	STACK			
MOUNTING	SA						

check see diff. ground about lead pos. 180V



DESIGNED BY

DATE

Ep- 24VCT - dc vibrator source

Channel Radio

Es- 800VCT - 125MA

SPEC. NO. 3809

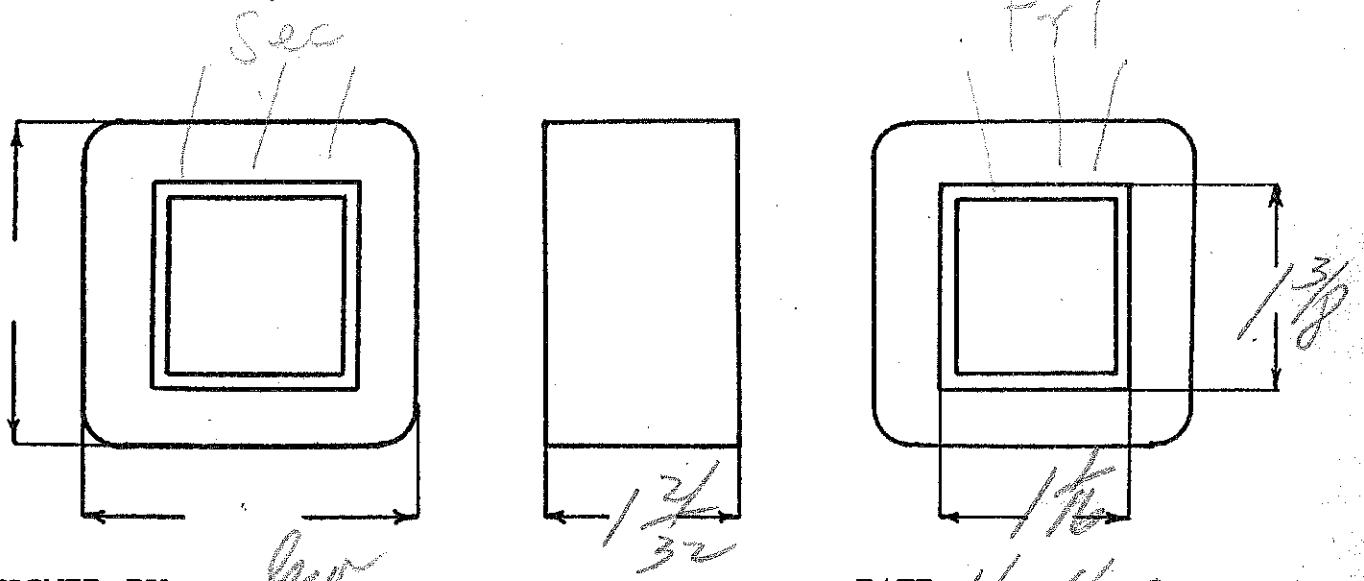
Winding	SEC	SHIELD	PR1			
Turns	4000	1	88			
Taps	2000		44			
Wind. Lgth.	1 15/32					
Wire Size	#32	Copper	#17			
T. P. L.	154-26	shim	98-4			
Finish						
Type Lead	#20	SIOB	W.P.			
Lead Lgth.	9"		9"			
Layer Insul.	double		107K			
Test Volt.						
Wrapper	21007VC	21005GA	21005GA			Double

TUBE 71007+1007VC IMPREGNATION varnish

CORE 1/16 x 1/8 GA. 24 GRADE D STACK 2x2

MOUNTING A - Copper strip over lamination

heavy finishing - 21010VC
21007GA



DESIGNED BY Geo

DATE 1/24/38

230V-50~ to 100V-50~ special wiring.
step down transf.

SPEC. NO. 3810

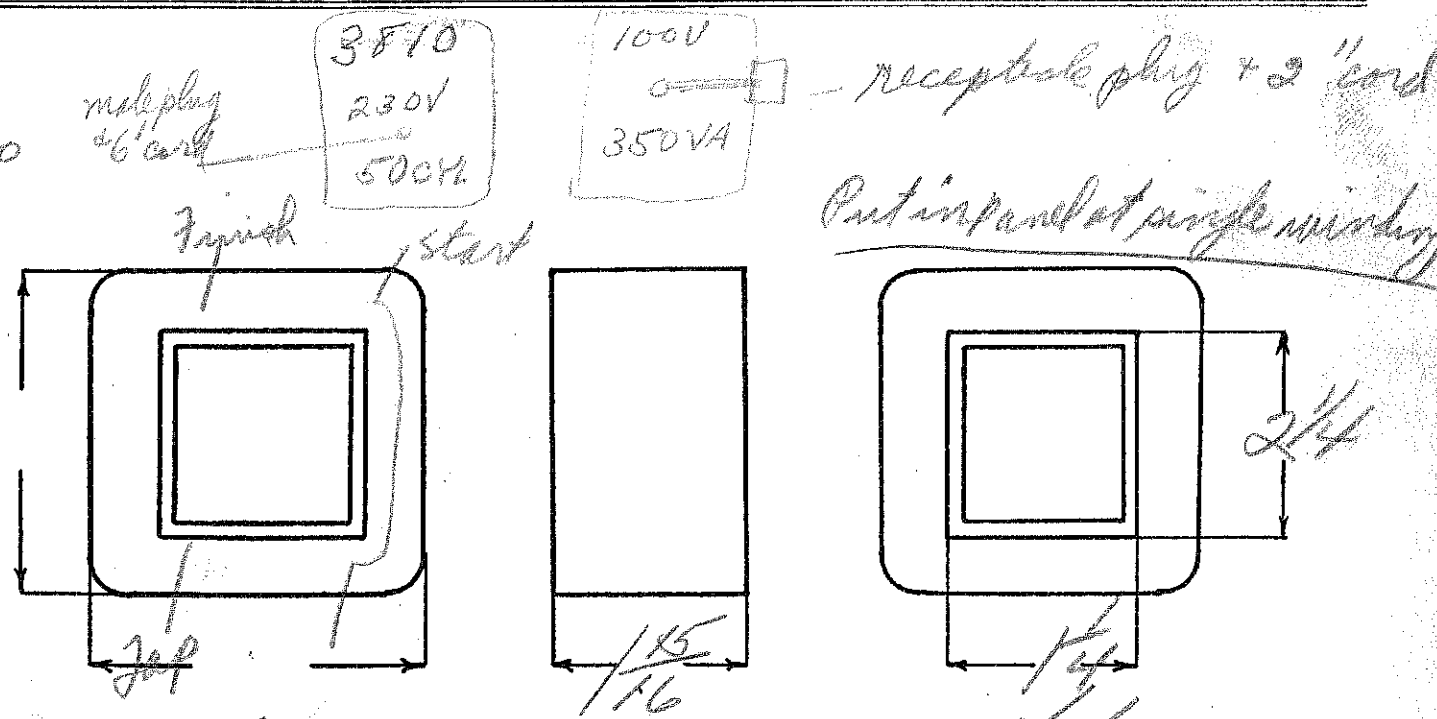
Winding	ϕ					
Turns	525					
Taps	233					
Wind. Lgth.	1.75					
Wire Size	#19					
T. P. L.	40					
Finish	N.O.					
Type Lead						
Lead Lgth.	3'					
Layer Insul.	Kraft					
Test Volt.						
Wrapper	2100 TBA					Double

TUBE	7407	IMPREGNATION	Varnish
------	------	--------------	---------

CORE	1/4 x 2 1/4 GA.	GRADE	STACK
------	-----------------	-------	-------

MOUNTING T

230
100
wiring



DESIGNED BY *Geo*

DATE 1/3/38

Ep-170

E3-600VOT-36 ma

EF-5V/2amp

EF-

Draw no 3256A

SPEC. NO.

3811

Winding							
Turns							
Taps							
Wind. Lgth.							
Wire Size							
T. P. L.							
Finish							
Type Lead							
Lead Lgth.							
Layer Insul.							
Test Volt.							
Wrapper							

TUBE

IMPREGNATION

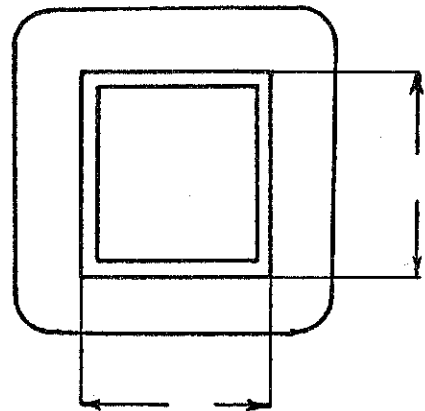

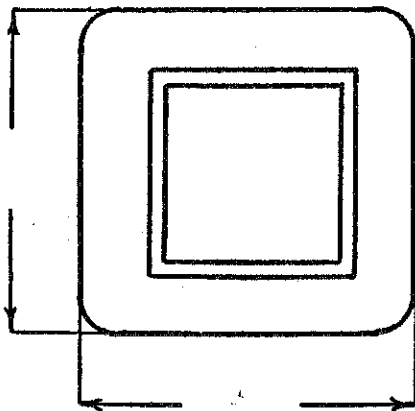
CORE

GA.

GRADE

STACK

MOUNTING



DESIGNED BY

DATE

Ep- 120 - isolation transformer - 500 watts

EB - 70-80-90-100-105-110-115-120-125-130-140

Continuans

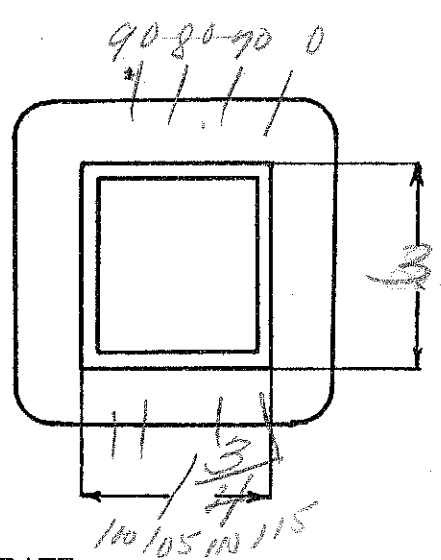

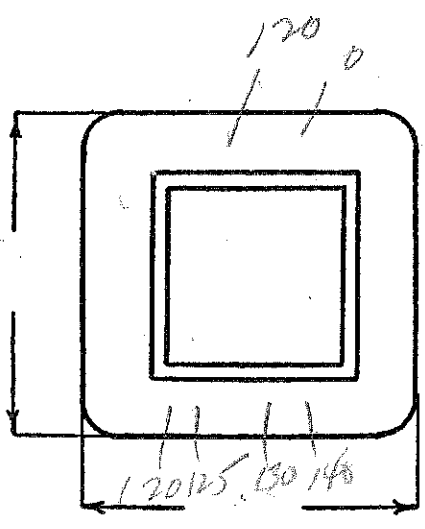
15 SPEC. NO. 3812

Winding	PRI	SHIELD	SEC			
Turns	156	1	185			
Taps			92-106-119	132-139-145	152	
Wind. Lgth.	2 3/4		158	165	172	
Wire Size	#15	Copper	#14			
T. P. L.	41-4	Shim	6L			
Finish						
Type Lead	WIRED ONLY					
Lead Lgth.	6"		6"			
Layer Insul.	007K					
Test Volt.						
Wrapper	310056A 310056A 210056A					

TUBE	91007	IMPREGNATION	VARNISH
------	-------	--------------	---------

CORE	GA.	GRADE	STACK
------	-----	-------	-------

MOUNTING *FG*



DESIGNED BY *GW*

DATE 100/05/00/115

EP-118

ES - 1250V - 10ma

Separate coils

83

SPEC. NO.

3814

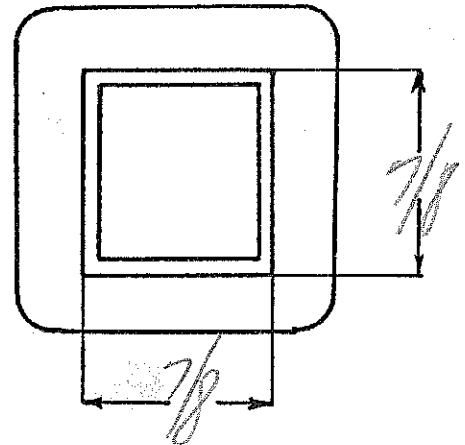

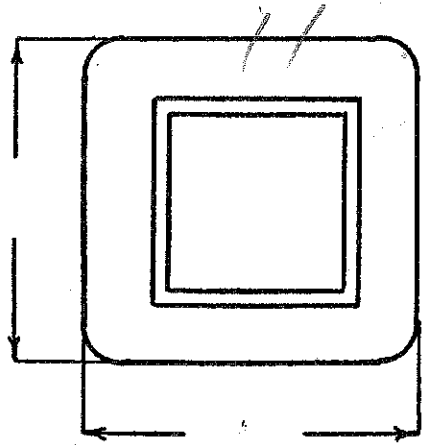
Winding	ρ		5				
Turns	980		12000				
Taps			9500				
Wind. Lgth.	$1/2$		$7/8$				
Wire Size	#30		#39				
T. P. L.	42/24		215.56				
Finish	SILBR		SILBR				
Type Lead							
Lead Lgth.	3'		3'				
Layer Insul.	40#		20#		double paper	start & finish layer	(special)
Test Volt.							
Wrapper	2405GA		21007VC 32005GA				

TUBE 21007 + 21007VC m. sec IMPREGNATION VARNISH

CORE 7/8 x 7/8 GA. 24 GRADE STACK double

MOUNTING m - special brackets

adjust to 10ma with shorts
Pri & Sec to bus



DESIGNED BY *gwr*

5-13/8

DATE 1/3/38

PK1 - 120V
 SEC - 560VCT (open)
 FIL - 5.8 -
 FIL - 7.2V

540

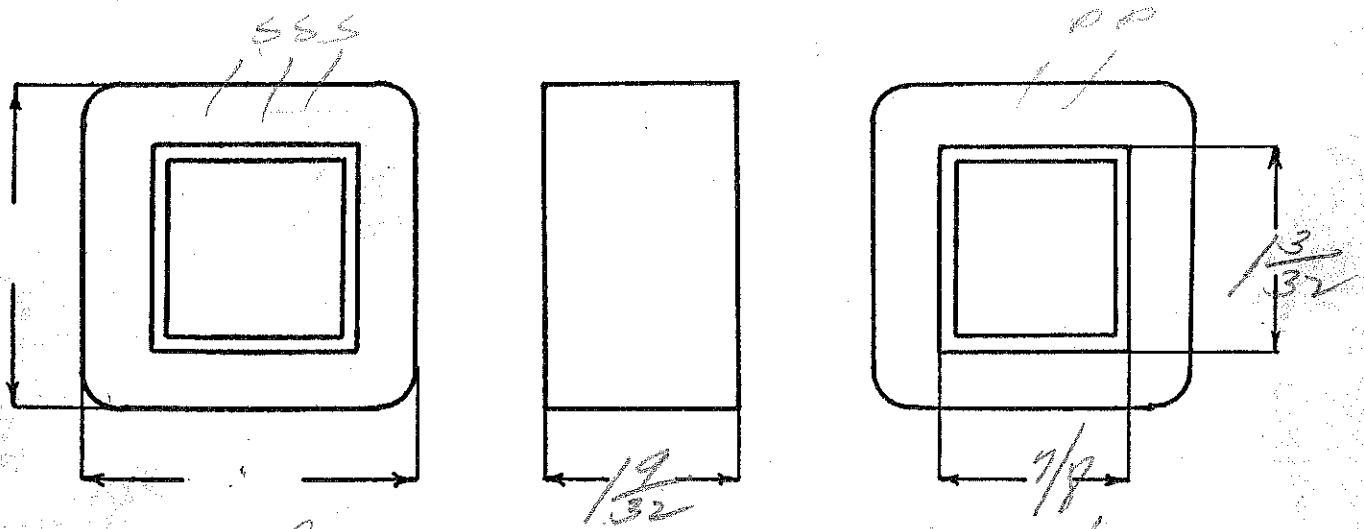
SPEC. NO. 3815

Winding	SEC	SHIELD	PR1	F ₁	F ₂		
Turns	3060	72	648	39	31		
Taps	1530						
Wind. Lgth.	1 3/32		1 3/32				
Wire Size	#37	#28	#28	#22	#21		
T. P. L.	192-16		72-9				
Finish							
Type Lead	#22 allw		#20 allw	WIRE ONLY			
Lead Lgth.							
Layer Insul.	d #14		40#				
Test Volt.							
Wrapper	10007VC	1005VC	2005GA	2005GA	2005GA		

TUBE 5L007 IMPREGNATION VARNISH

CORE 7/8 x 1 3/32 GA. 24 GRADE STACK

MOUNTING A



DESIGNED BY Law

DATE 2/2/38

Pri - 12V CT, 24V RT, 64V CT OR 115 VAC

for use with synchronous motor

Sec - to deliver 300Vdc input to filter - 70ma.

all 3653

Flt - 6.3V - 1.8amp, Flt - 5V - 2amp

SPEC. NO.

38/16

h.c. only

Winding	SEC	SHIELD	PRI	Continuum			F1 F2			
Turns	2700	1	225	66	20	40	20	66	26	21
Taps	1350					30				
Wind. Lgth.	1 1/32	✓	✓							
Wire Size	#34	Shim Stack	#25	#23	#19	#16	#19	#23	#30	#20
T. P. L.	193-14		4L	112L	.57L	1.6L	.57	1.2		1.2L
Finish										
Type Lead	#20 PBR	SILR	#20 PBR	WIRE ONLY						
Lead Lgth.	9" 1/2	3"	9" 1/2	✓	✓	✓				
Layer Insul.	double 16#		50#							
Test Volt.										
Wrapper	24007K	11005K	11005	✓				24005EA	24005EA	✓

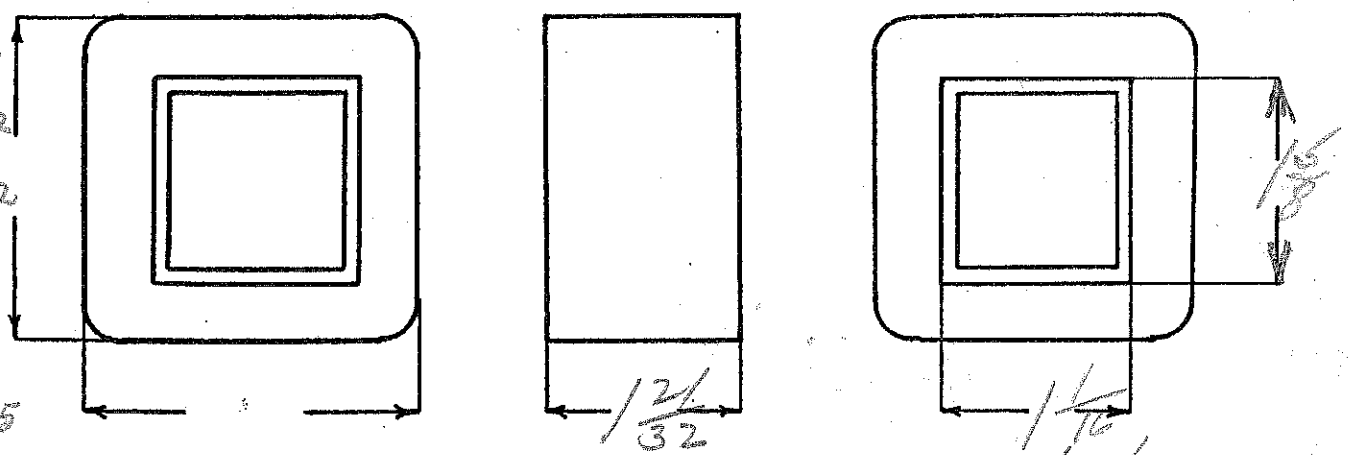
TUBE 7L007 IMPREGNATION VARNISH

CORE 1/16 X 1/8 GA. GRADE STACK

MOUNTING A - Copper strip over lamination

heavy finishes

- 032 black 4.04
- Red 12
- 06 black 6
- 00 black 0
- 06 black 6
- 06 black 6
- 012 red 12
- 032 white 32
- 015 black 15



DESIGNED BY *[Signature]*

DATE 3/15/38

Ep-120

E3-1050VCT-250MA

1.8

EF1-5V-3amp EF2-6.3V-4amp

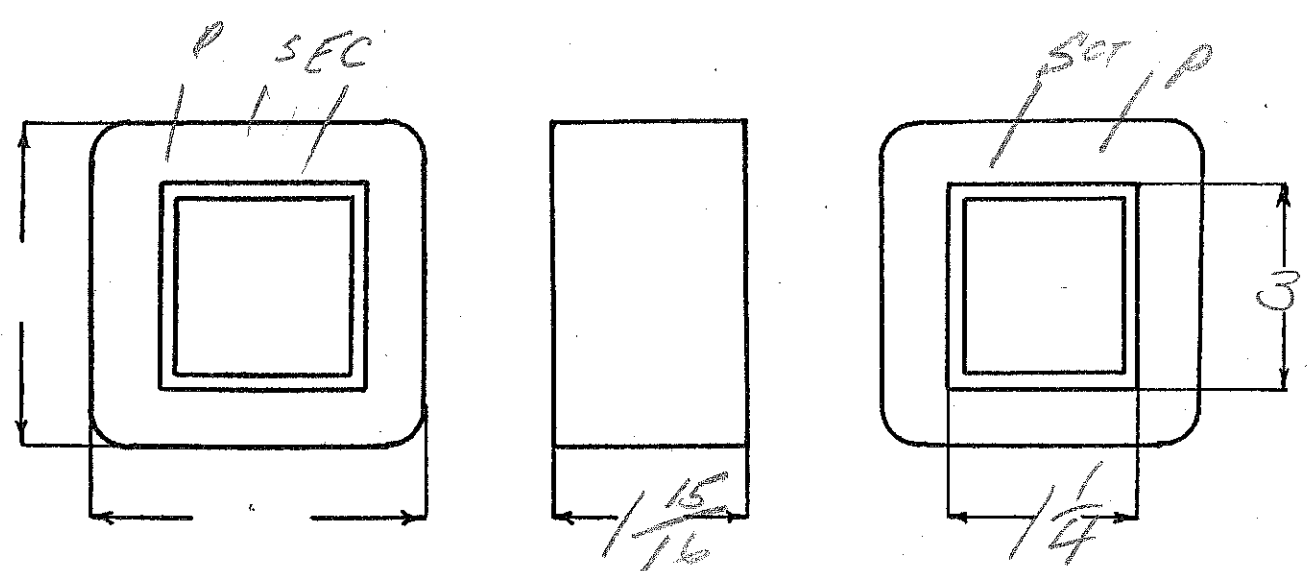
SPEC. NO. 3817

Winding	SEC SHIELD	^{Black} PRI	^{Green} F1	^{Blue} F2		
Turns	2060	115	215	10	12	
Taps	1030		-	-	-	
Wind. Lgth.	1175					
Wire Size	#28	#28	#19	#18	double #18	
T. P. L.	115-18		43-5			
Finish						
Type Lead	#20		W.O.		WIRE ONLY	
Lead Lgth.	9 1/2		9"	9"	9"	
Layer Insul.	double 20#		.007			
Test Volt.						
Wrapper	14007VC 4L 50	11005VC	210075A		210070A	

TUBE 9L007 IMPREGNATION VARNISH

CORE 1/4x3 GA. 24 GRADE D STACK 212

MOUNTING A- Cadmium



DESIGNED BY Gwener

DATE 2/17/38

E_D - 120V
 E_S - 665VCT-45ma
 E_F - 5V-2amp
 E_F - 6.3V-1.2amp

525

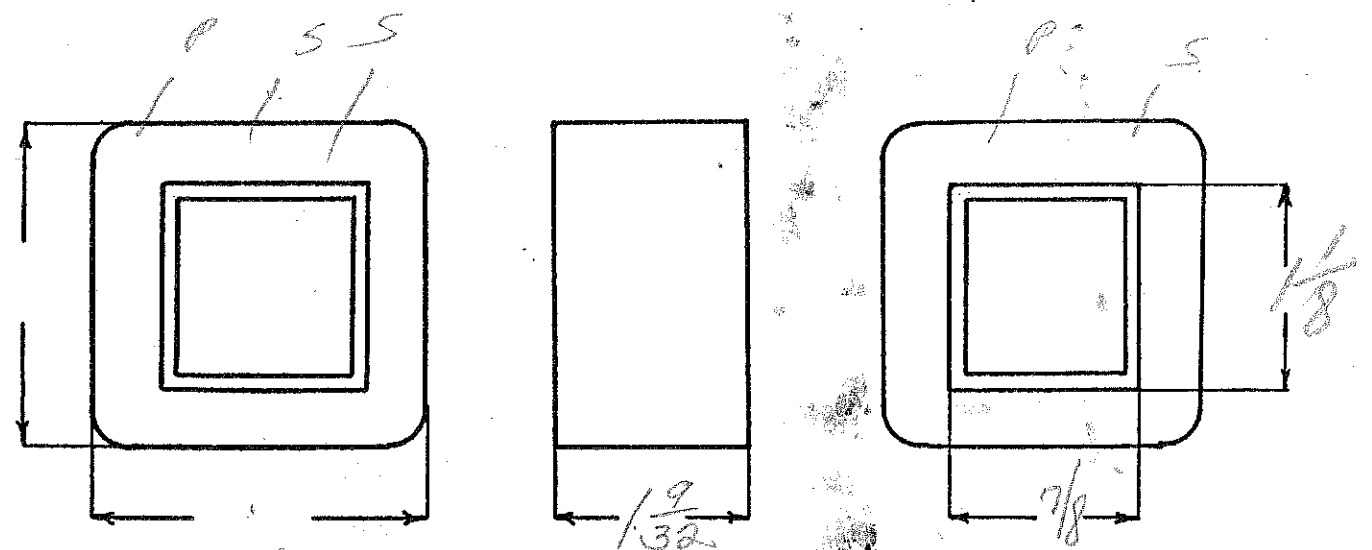
SPEC. NO. 3818

Winding	SEC	SHIELD	PR1	F ₁	F ₂		
Turns	3500	1	630	30	37		
Taps	1750						
Wind. Lgth.	1 3/32		1 3/32				
Wire Size	#37	.003	#28	#21	#22		
T. P. L.	195-18	Stann	70-9				
Finish							
Type Lead	#22 colloc	sil	#20 colloc	WIRE ONLY			
Lead Lgth.	9 1/2	3/4	9 1/2				
Layer Insul.	2L-12#		40#				
Test Volt.							
Wrapper	16005VC	16005VC	26005GA	26005GA	26005GA		

TUBE 52007 IMPREGNATION WAXNISH

CORE GA. GRADE STACK

MOUNTING A



DESIGNED BY *gwr*

DATE 2/12/38

EP-115
 ES - 4500V CT - some
 to deliver 2000vdc - after full wave - choke impedance
 some 2.4 SPEC. NO. 3819

Winding	PR1		SEC			
Turns	280		11600			
Taps			5800 - CT			
Wind. Lgth.	2 3/8 = 2.375"		1 3/8 = 1.375"			
Wire Size	#24		#38			
T. P. L.	100-3		280-22			
Finish	89%		90%		finish in coil	
Type Lead	W.O. Sleeve		#30 DUAL			
Lead Lgth.						
Layer Insul.	double 30#		double 30#			
Test Volt.			1500			
Wrapper	82007VC 10 layers 50*6 mm		44007VC 32005RA			

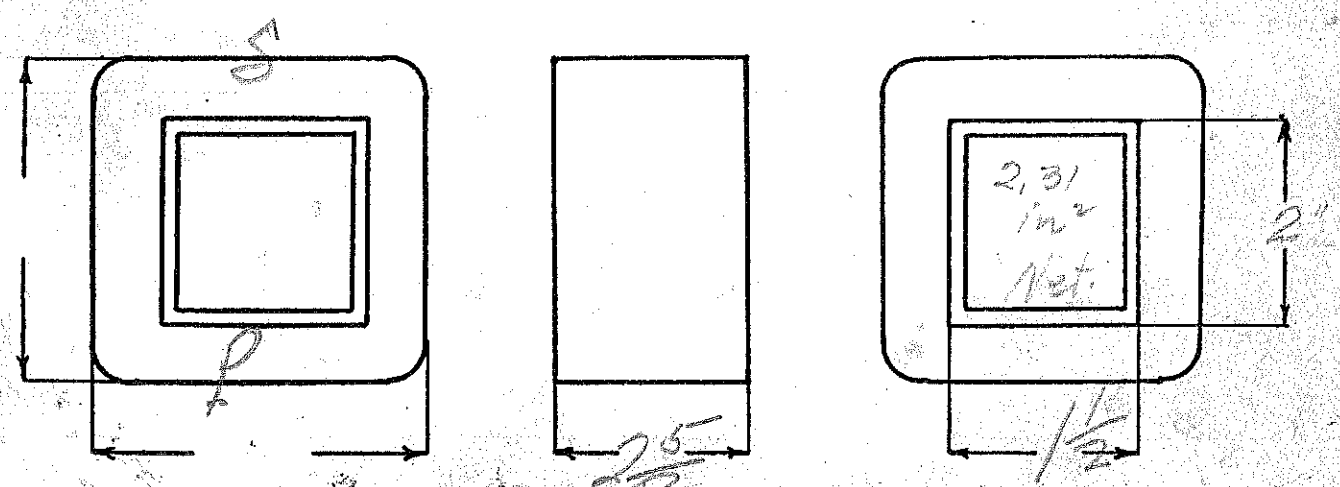
TUBE 74007 IMPREGNATION varnish

CORE GA. 24 GRADE 10 STACK 2 1/2

MOUNTING J

$Cu = 770 - 1310.$
 $Fe = 66.5 @ 60 \text{ v}$
 $TPV = 2.44$
 Wire Net =

$Sec VA = 45.$
 $Pri VA = 60.3$
 $Pri I = 525 \text{ ma}$
 $\gamma = 83 \quad \cos \theta = 40$



DESIGNED BY J.W.

DATE 2/22/38

Ep-115

F₂ - 25W 6.3V CT -

for 2-T20.02-80

F₁ 5V 3amp

F₂ 5V 3amp

F₃ 6.3V-CT 4 amp

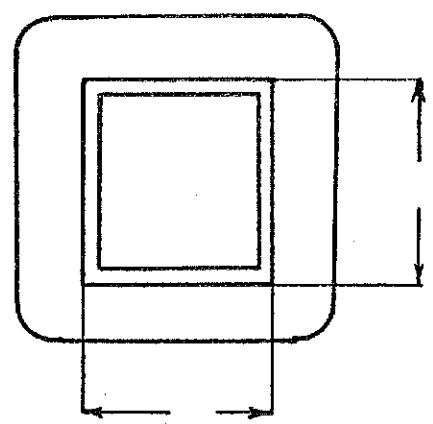

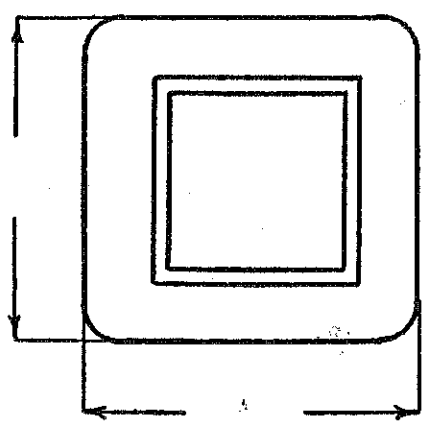
SPEC. NO. 3820

Winding							
Turns							
Taps							
Wind. Lgth.							
Wire Size							
T. P. L.							
Finish							
Type Lead							
Lead Lgth.							
Layer Insul.							
Test Volt.							
Wrapper							

TUBE		IMPREGNATION	
------	--	--------------	--

CORE	GA.	GRADE	STACK
------	-----	-------	-------

MOUNTING



DESIGNED BY

DATE

Ep - 12VCT - de vibrator source

E_s - 700VCT - 100ma

6.5

5.5

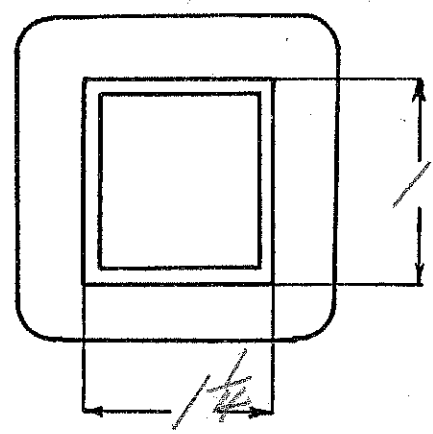

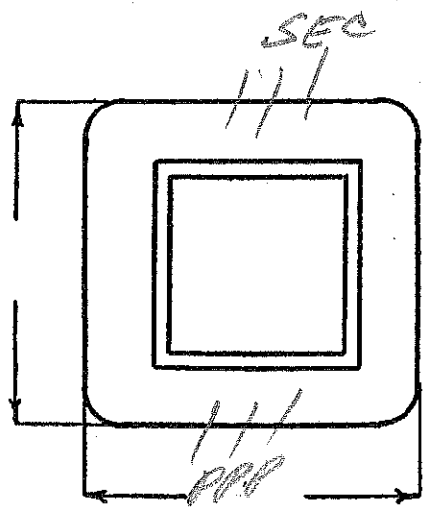
SPEC. NO. 3821

Winding	SEC	SHIELD	PRI			
Turns	4900	1	66			
Taps	2450		33			
Wind. Lgth.	1.75					
Wire Size	#32	shim stack	#14			
T. P. L.	175-28		3L			
Finish						
Type Lead	#20 P/B		WIPE ONLY			
Lead Lgth.	911		90			
Layer Insul.	rough 20 #		.007K			
Test Volt.	2500					
Wrapper	2007K	21005GA	21005BA			

TUBE 91007 IMPREGNATION VARNISH

CORE GA. GRADE STACK

MOUNTING A - copper shield over lamination



DESIGNED BY *gww*

DATE 2/21/38

Ep-120

E3-2440 10 watt

stamp rating with yellow ink

SPEC. NO. 3822

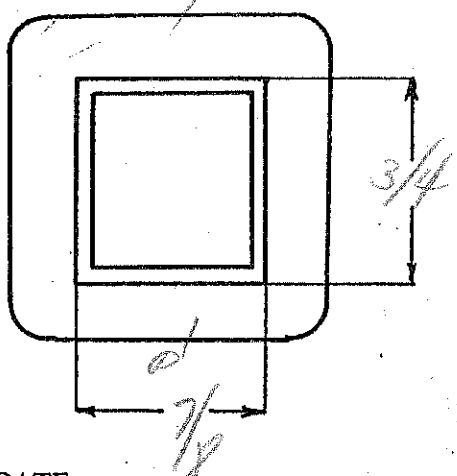

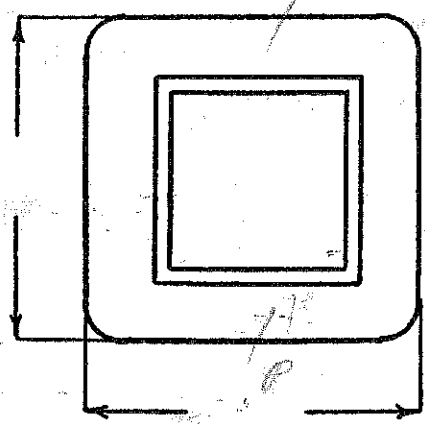
Winding	D	S				
Turns	1090	265				
Taps						
Wind. Lgth.	1 1/16	1 1/16				
Wire Size	#31	#26				
T. P. L.	100-11	56-5				
Finish						
Type Lead	5cl Br	#18 Pwr Br				
Lead Lgth.	7"	7"	#14 Motor cable			
Layer Insul.	40#	50#				
Test Volt.						
Wrapper	12005Vc	2005GR				

TUBE	52007	IMPREGNATION	varnish
------	-------	--------------	---------

CORE	7/8 x 3/4	GA.	24	GRADE	D	STACK	10
------	-----------	-----	----	-------	---	-------	----

MOUNTING S - furnace control type cases

strip leads - 1 1/4"



DESIGNED BY *SW*

DATE 2/15/38

Ep-120-220

E3-105VCT Stamp

Continuum

3.12

SPEC. NO. 3823

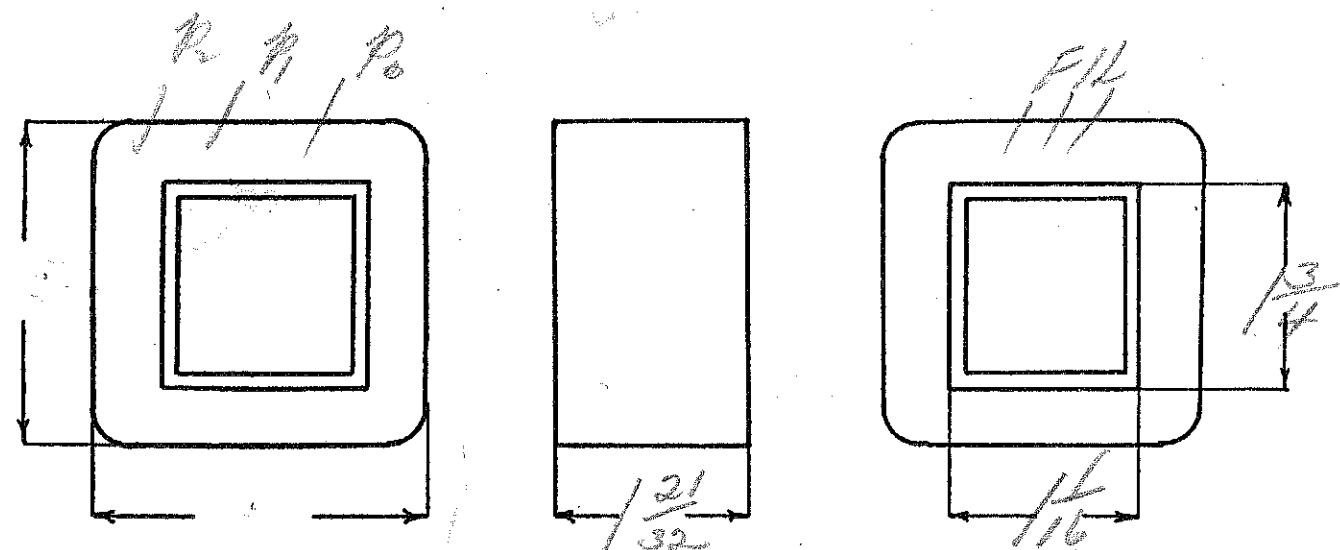
Winding	PRI		FIL			
Turns	375	312	36			
Taps			18			
Wind. Lgth.	15/32					
Wire Size	#23	#27	#13			
T. P. L.	56-7	88-4	21			
Finish						
Type Lead	WIRE ONLY					
Lead Lgth.						
Layer Insul.	50#	50#				
Test Volt.						
Wrapper		210056A	210056A			

TUBE	71007	IMPREGNATION	Double varnish
------	-------	--------------	----------------

CORE	GA.	GRADE	STACK
------	-----	-------	-------

MOUNTING *C*

mount on Fisher 8" Chassis



DESIGNED BY *emo*

DATE *2/15/38*

Ep-120-220
 Es-1250-2000-2500V-400Ma

103 SPEC. NO. 3824

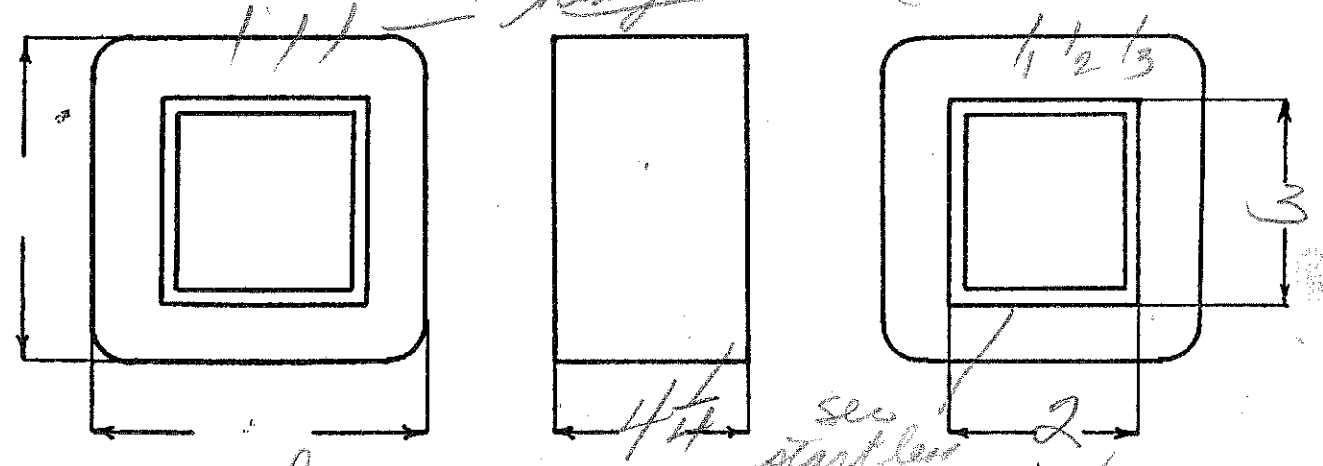
Winding	SEC		PRI				
Turns	2640 2200		123	105			
Taps	1900						
Wind. Lgth.	3 1/2		3 3/4				
Wire Size	#24		#11	#15			
T. P. L.	147		3.3L	1.7L	11		
Finish							
Type Lead	WIRE ONLY						
Lead Lgth.			4"	4"			
Layer Insul.	40#		1007KR				
Test Volt.							
Wrapper	4L007VC 2L005GA			3L005GA			Double
TUBE	10L007+2L007VC		IMPREGNATION		Varnish		

CORE GA. GRADE STACK

MOUNTING C - Aluminum shell

start lead out top - 26" #14 motor cable
 + VC sleeving

SEC (lug) heavy saddle - (4L010VC)
 (2L005GA)



DESIGNED BY *gw*

DATE 2/15/38

115-115V Isolation Transformer - 20watt

6.2

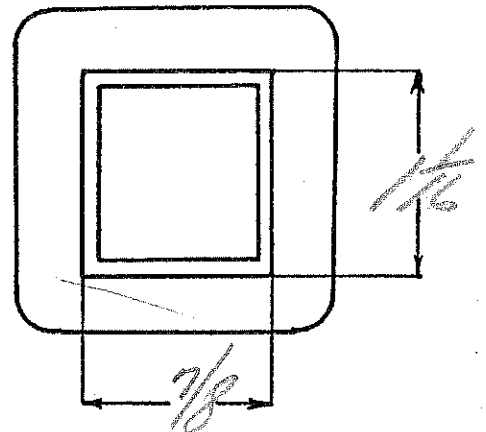

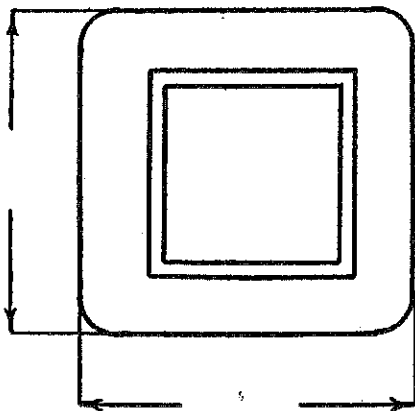
SPEC. NO. 3827

Winding	P	5H.	S				
Turns	715	1	800				
Taps	7						
Wind. Lgth.	1 1/16						
Wire Size	#28	shunt	#28				
T. P. L.	72-10	Slots	72-11				
Finish		W.O.					
Type Lead	#20 Pa.	Brand					
Lead Lgth.	9"	3"	9"				
Layer Insul.	40#		40#				
Test Volt.							
Wrapper	11005VC	11005VC	2100584				

TUBE 52007 IMPREGNATION Varnish

CORE GA. GRADE STACK

MOUNTING A



DESIGNED BY *GW*

DATE 2/15/38

Ep-120
Es-16V- 10 watt

SPEC. NO. 3828

Winding	PRI	SEC				
Turns	1140	185				
Taps						
Wind. Lgth.	1 1/16	1 1/16				
Wire Size	#32	#25				
T. P. L.	108	50-4				
Finish	Sil Br	#18 Br	- Red-9" long.			
Type Lead	#14 Motorola					
Lead Lgth.	8"	8"				
Layer Insul.	40#	50#				
Test Volt.						
Wrapper	1007W	210076A				



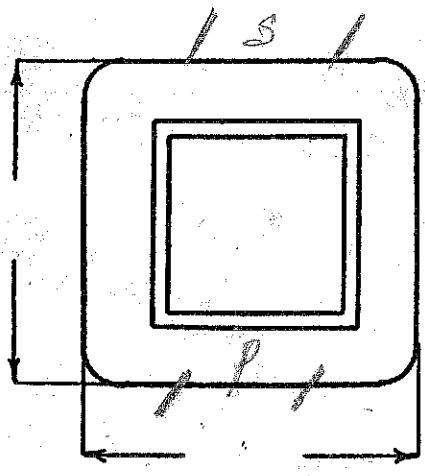
TUBE 52007 IMPREGNATION VARNISH

CORE 7/8 x 3/4 GA. GRADE STACK

MOUNTING 5

8" stamp sec. 16V

rubber stamp



DESIGNED BY *[Signature]*

DATE 2/10/38

EP - 115V
 EF - 5V-3amp
 EF - 6.3V-1amp CT
 EF - 6.3V-2amp CT

58

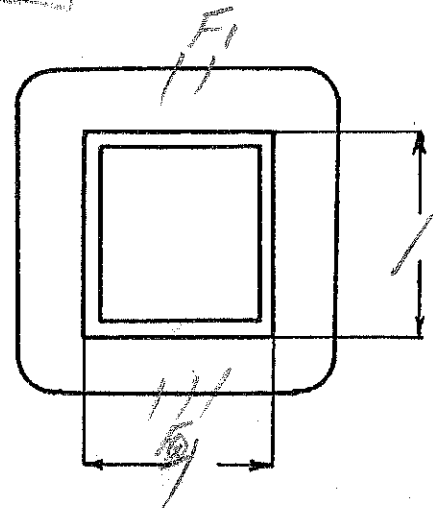

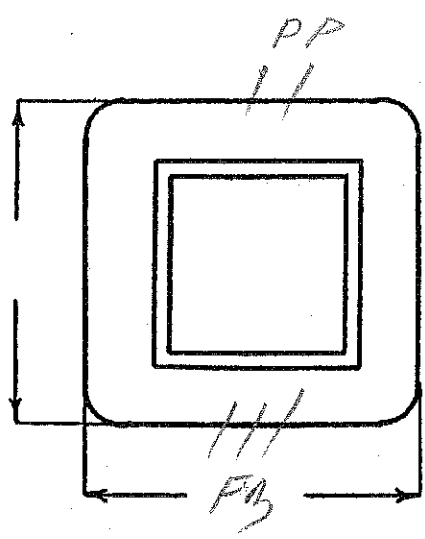


SPEC. NO. 3829

Winding	P	F	F	F			
Turns	670	32	41	41			
Taps		—	20	20			
Wind. Lgth.	1.25	✓	✓	—			
Wire Size	#27	#18	#23	#20			
T. P. L.							
Finish	WIRE ONLY						
Type Lead							
Lead Lgth.	4"	4"	4"	4"			
Layer Insul.	40#						
Test Volt.							
Wrapper	21005GA	✓	✓	21005GA			

TUBE 52007 IMPREGNATION VARNISH

CORE GA. 24 GRADE 2 STACK 2+2

MOUNTING F



DESIGNED BY SW

DATE 2/17/38

Ep - 115V
 Ep - 5V - 3amp
 Ep - 5VOT - 2amp
 Ep - 6.3V - 3.5amp CT

M/E-5.0

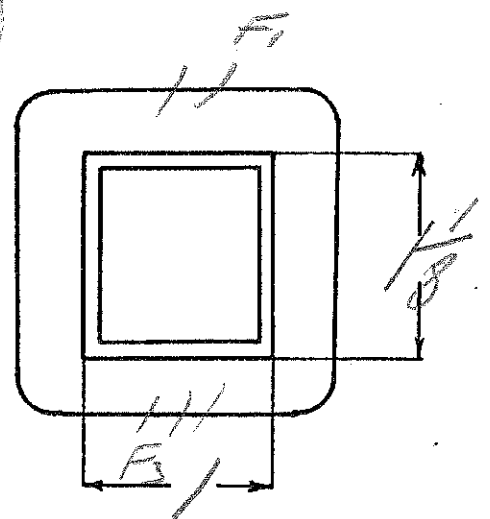

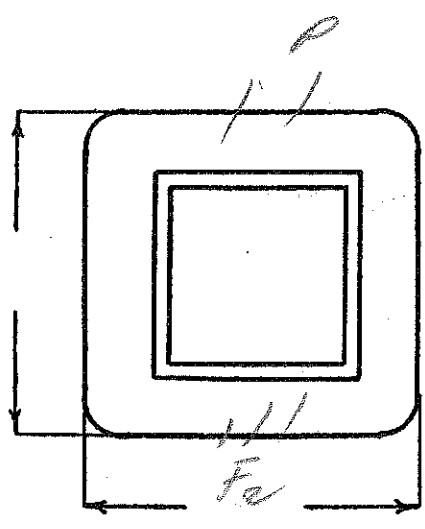
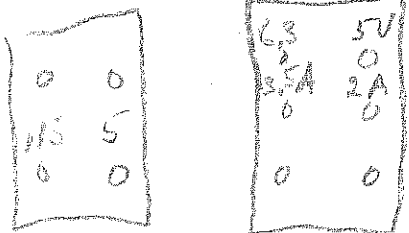
SPEC. NO. 3830

Winding	PRI	F1	F2	F3			
Turns	595	28	28	35			
Taps		—	14	17			
Wind. Lgth.	1.25						
Wire Size	#26	#18	#20	#17			
T. P. L.	65-8						
Finish		WIRE ONLY					
Type Lead							
Lead Lgth.	4 1/2	✓	✓	✓			
Layer Insul.	40#	—	—				
Test Volt.							
Wrapper	210056A	210056A ✓		210056A			

TUBE 5L007 IMPREGNATION YARNISH

CORE 1x1 1/8 GA. 24 GRADE D STACK 2x2

MOUNTING F



DESIGNED BY GW

DATE 2/17/38

EP-110-115-120
 ES-2100V-190ma

EF. 10.25 V.O.T. - 4amp

SPEC. NO. 3831

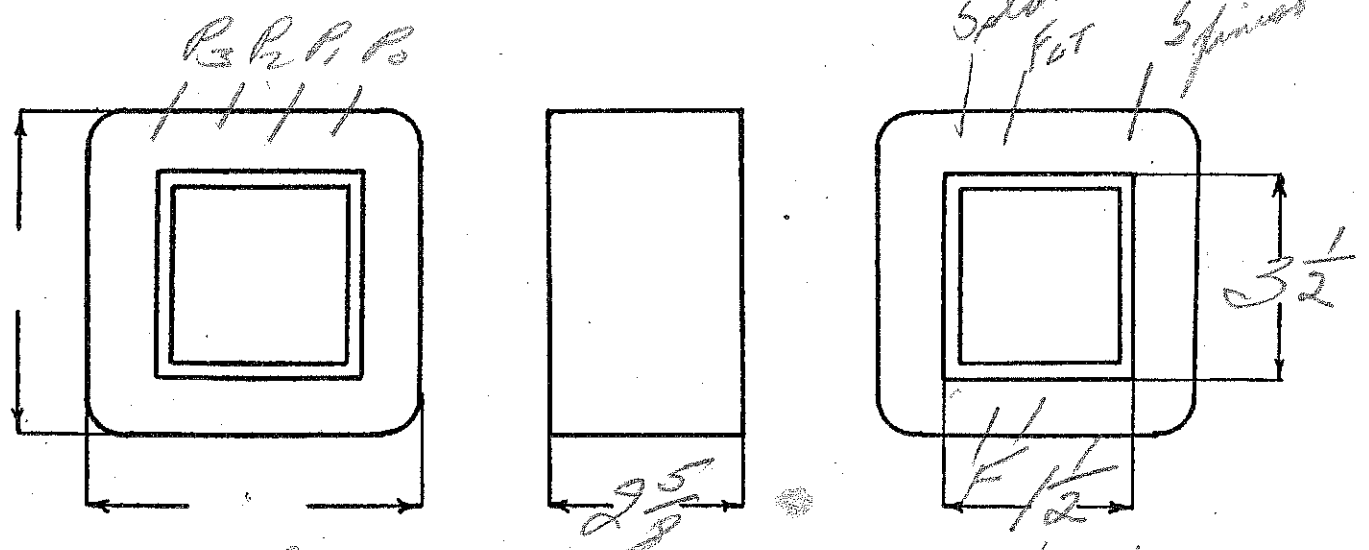
Winding	SEC	PR1	FIL			
Turns	2630	144	13			
Taps	—	138 132	6 1/2			
Wind. Lgth.	2 3/16	2 1/4	double			
Wire Size	#28	#14	#19			
T. P. L.	146-18	30-5				
Finish	WIRE ONLY					
Type Lead						
Lead Lgth.	3"	3"	3"			
Layer Insul.	40#	.007K				
Test Volt.						
Wrapper	2L007VC 2L005GA	21005GA	21005GA			

TUBE 10L007+1L007VC IMPREGNATION KARNISH

CORE GA. GRADE STACK

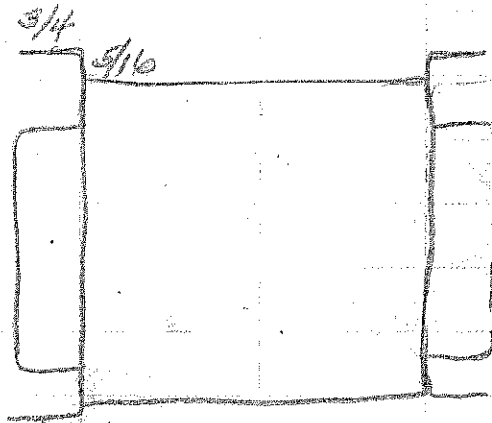
MOUNTING uncessed -

Fil & Pri to lug on coil, see to bakelite strip over




DESIGNED BY *[Signature]*


DATE 2/22/38



mount with four special brackets



Specimen
for 10/32



E₁ - 115V

E₂ - 18V - 6amp

34

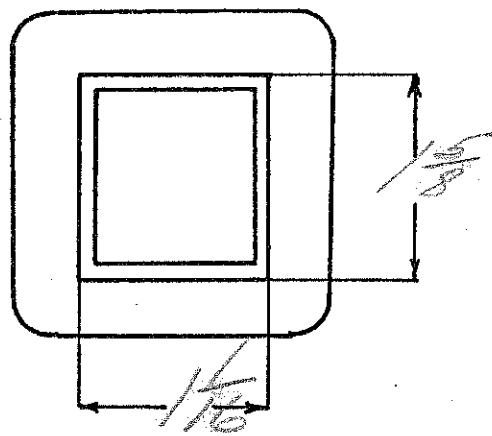

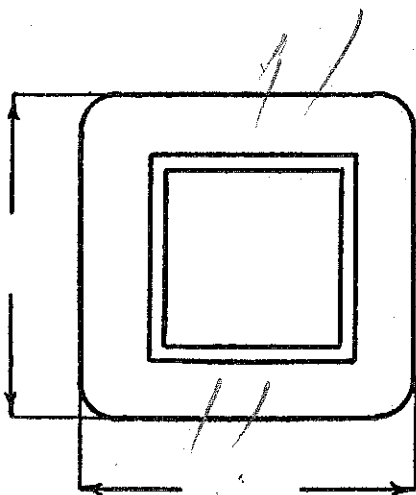
SPEC. NO. 3832

Winding	PRI	SEC					
Turns	400	66					
Taps							
Wind. Lgth.	1 15/32	✓					
Wire Size	#22	#14					
T. P. L.	50-8	4L					
Finish							
Type Lead	WIRE ONLY						
Lead Lgth.	31"	3"					
Layer Insul.	50#	005					
Test Volt.							
Wrapper	21005GA	21005GA					

TUBE	7007	IMPREGNATION	VARNISH
------	------	--------------	---------

CORE	GA.	GRADE	STACK
------	-----	-------	-------

MOUNTING BB



DESIGNED BY

Jan

DATE

2/15/38

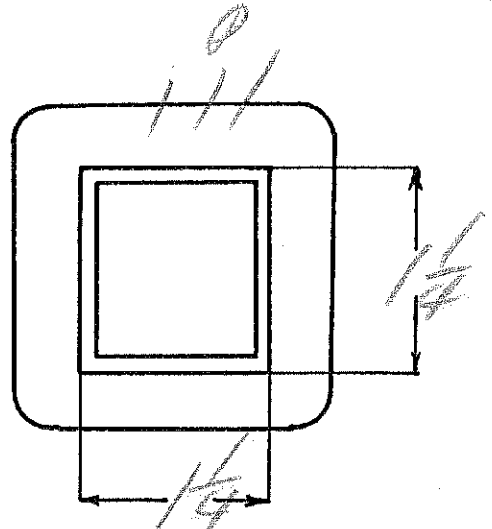

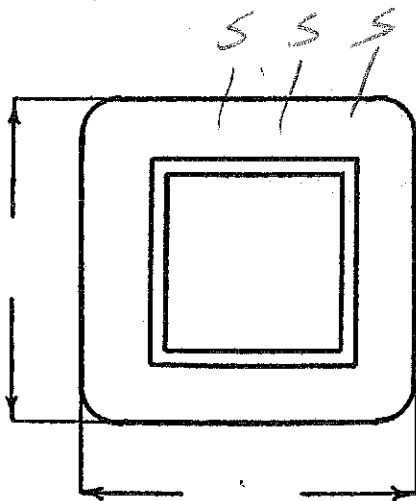
EP 64VCT

su 3458

ES - 800VCT-150 mm

SPEC. NO. 3833

Winding	SEC	SHIELD	PRY				
Turns	4000	1	220				
Taps	2000		110				
Wind. Lgth.	1.75						
Wire Size	#30	shun	#20				
T. P. L.	14528						
Finish	1/20						
Type Lead	# Parbr	Sil Br	W. U				
Lead Lgth.	9'	3'	9'				
Layer Insul.	double 16 #		007				
Test Volt.							
Wrapper	2007VC	2005GA	2005GA				
TUBE	7007+1007VC		IMPREGNATION	VARNISH			
CORE	GA.	GRADE	STACK	2/2			
MOUNTING	A - Copper strip over laminator						



DESIGNED BY

gw

DATE

2/10/38

EP - 12V CT or 120V ac
(low)

ES - 800V CT - 150 ma

EF - 5V, 3amp, EG - 6.3V - 3.5amp

Revised 3/12

SPEC. NO.

3834

Winding	PRI ₁	SHIELD	SEC	SHIELD	white PRI ₂	green F ₁	Blue F ₂
Turns	320	1	2350	1	22	15	18
Taps	—		1175		11	—	—
Wind. Lgth.	1.75	Shim	1.75	Shim			
Wire Size	#22	Shim Stock	#30	Shim Stock	#13	#17	#17
T.P.L.	58-L		147-16		14-		
Kind Term.	#20 PBR		#20 PBR		WIRE ONLY		
Term. Lgth.	9"		9"		9"	9"	9"
Layer Insul.	50#		double 16#				
Test Volt.							
Wrapper	11005VC	21007VC	21007VC	210076A	210076A		210076A

TUBE

7007

IMPREGNATION

VARNISH

CORE

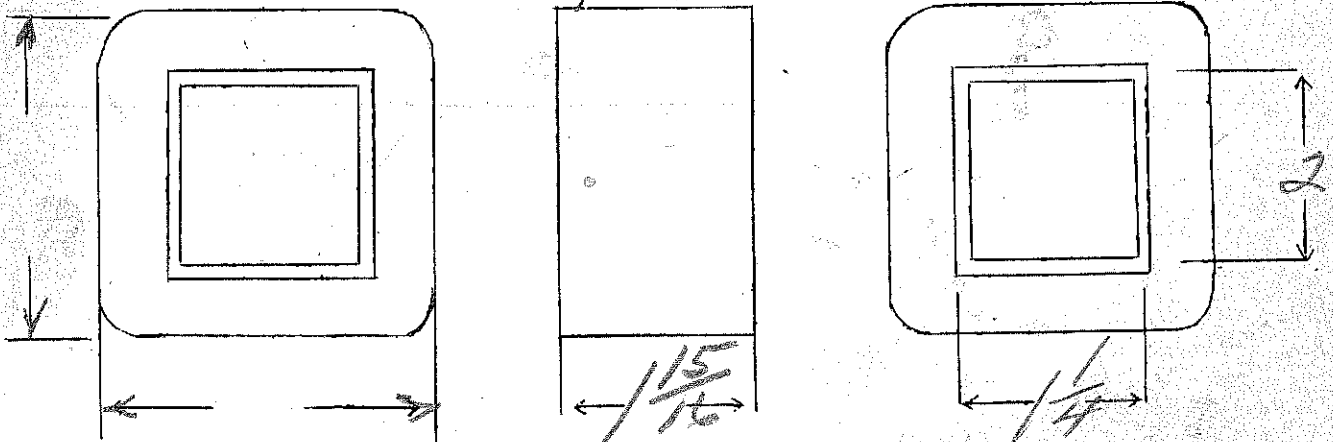
1/4 x 2

PRIMARY V.A.

MOUNTING

A — copper shield

heavy finishing - 2000 V probe



DESIGNED BY

SW

DATE

2/21/38

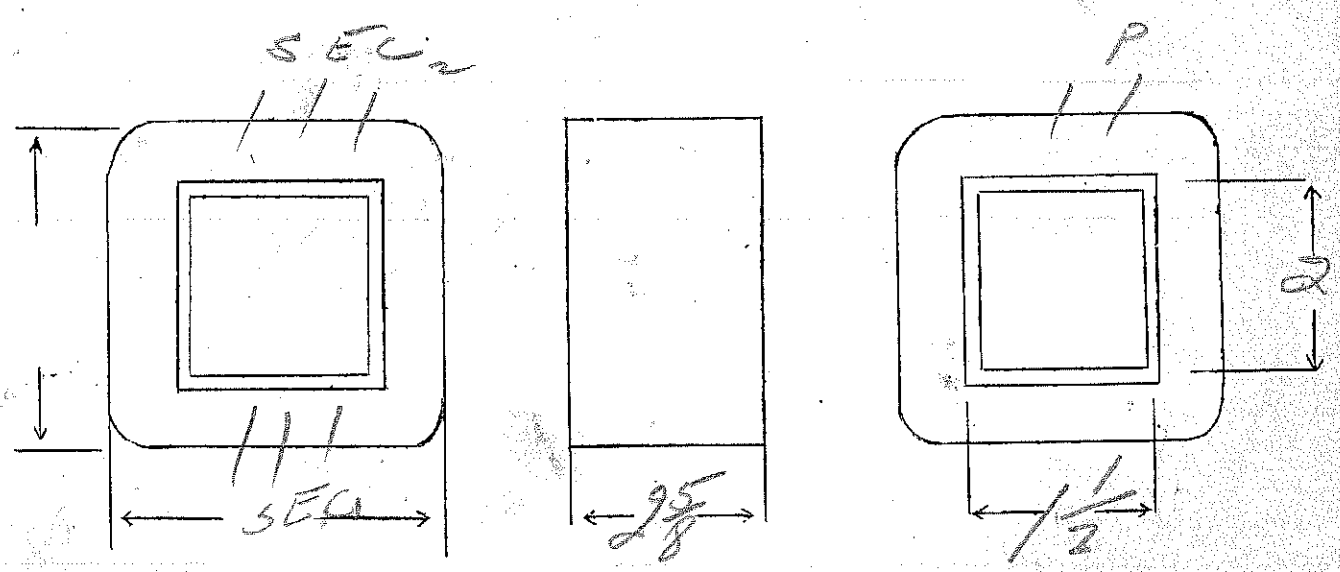

EP-115

2549

ES - 2000VCT or 1000VCT - 150 ma

2,1 SPEC. NO. 3835

Winding	SEC ₁	SEC ₂	PR1				
Turns	4600	2300	232				
Taps	2300	1500					
Wind. Lgth.	2 5/16	2 5/16					
Wire Size	#30	#30	#18				
T.P.L.	193-24	193-12	50-5				
Kind Term.	WIRE ONLY						
Term. Lgth.	5 1/2	✓	✓				
Layer Insul.	double 30#	✓					
Test Volt.							
Wrapper	4000VCT	2000VCT	70050A				
TUBE	9L007 + 1000VCT		IMPREGNATION	VARNISH			
CORE			PRIMARY V.A.				
MOUNTING	G						



DESIGNED BY Geo.

DATE 2/22/38

$E_p - 118$
 $E_s - 750 \text{ V.C.T.} - 15 \text{ Ma.}$
 $E_{F1} - 6.3 \text{ V.} - .9 \text{ amp.}$

$E_{F4} - 2.5 \text{ V.} - 1.4 \text{ amp.}$
Old Stock

$E_{F2} - E_{F3} - 6.3 \text{ V.} - .6 \text{ amp.}$

SPEC. NO. P-3836

Winding	SEC	SH	P	SH	Blue F1	green F2	white F3	black F4
Turns	5500	1	875	1	54	53	53	21
Taps	2750							
Wind. Lgth.	1-15/32	---	---	---	---			
Wire Size	#38	SHIM STOCK	#27	SHIM STOCK	#23	#23	#25	#20
T. P. L.	306-18		88-10		54-1L	53-1L	53-1L	21-1L
Finish					90%	86%	86%	47%
Type Lead	#20 Pr. Br.	Sil. Br.	#20 Pr. Br.	Sil. Br.	WIRE ONLY			
Lead Lgth.	9"	3"	9"	9"	9"	9"	9"	9"
Layer Insul.	double 16#		40#					
Test Volt.								
Wrapper	1L007VC	1L005VC	1L005VC	2L005CA	2L 0056A	2L 0056A	2L 0056A	2L005CA

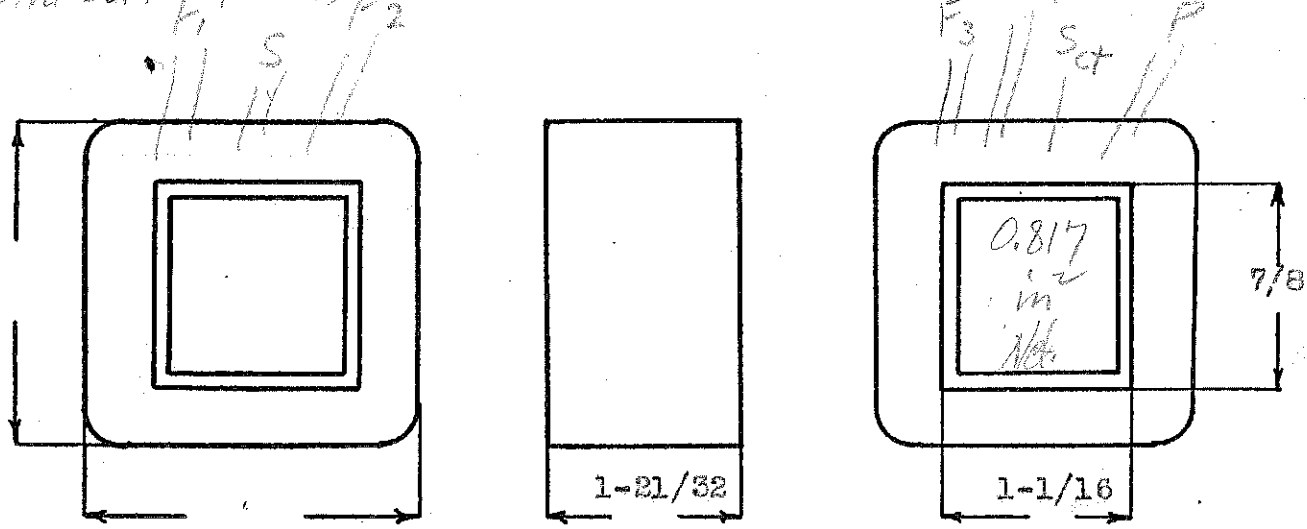
TUBE	7L007	IMPREGNATION	VARNISH
------	-------	--------------	---------

CORE $1\frac{1}{16} \times \frac{7}{8}$ GA. 24 GRADE D STACK 2 X 2

MOUNTING A

$C_0 = 1000 - 950 - 565 - 848 - 730$
 $F_c = 6.18 @ 60 \text{ w}$
 $TPV = 7.42$
 $Wire \text{ Net} = 0.453" (0.384")$

$SecVA = 18.6$
 $PrVA = 25.$
 $PrI = 212 \text{ ma}$
 $\tau = 83$
 $\cos \theta = 90$



DESIGNED BY GW

DATE 7/1/38

Ep-15V

E3 - 3000 V.C.T. - 300 ma (dc)

1.47

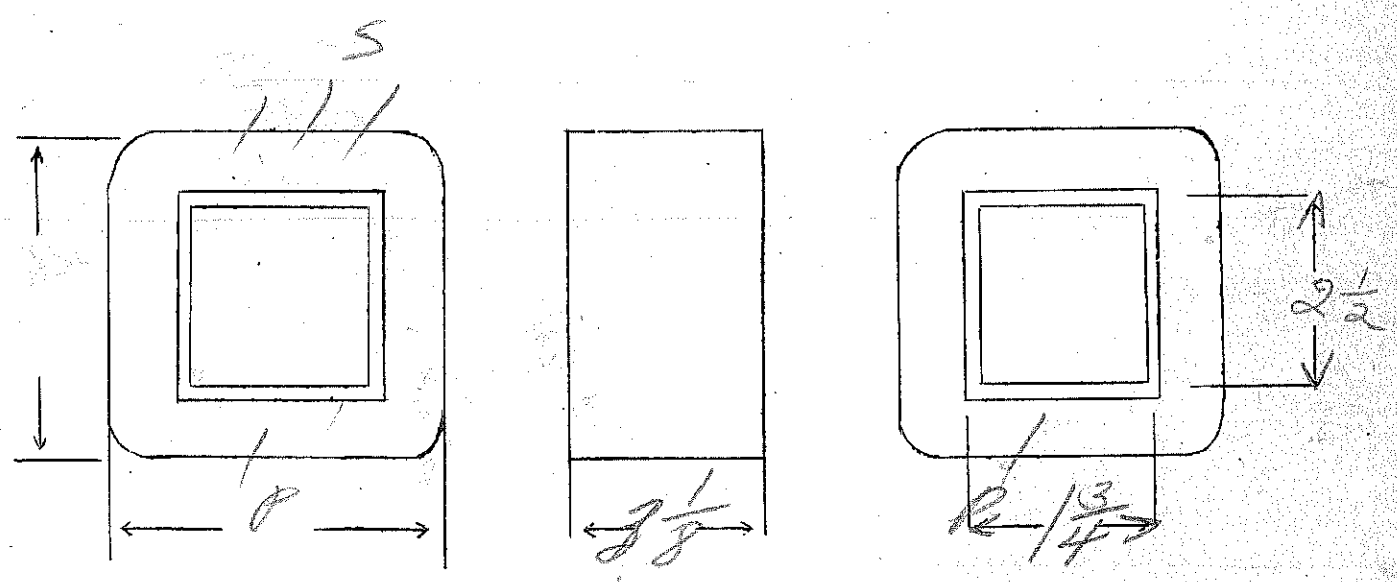
SPEC. NO. 3837

Winding	SEC	PRI				
Turns	4800	169				
Taps	2400	c				
Wind. Lgth.	2 1/2"	✓				
Wire Size	#27	#14				
T.P.L.	150-32	34-5				
Kind Term.	WIRE	ONLET				
Term. Lgth.	4"	4"				
Layer Insul.	double 40#	.007K				
Test Volt.	6500					
Wrapper	32007VC 32005GA					

TUBE 92007 + 26007VC | IMPREGNATION VARNISH

CORE | PRIMARY V.A.

MOUNTING G



DESIGNED BY *Yur*

DATE 2/26/38

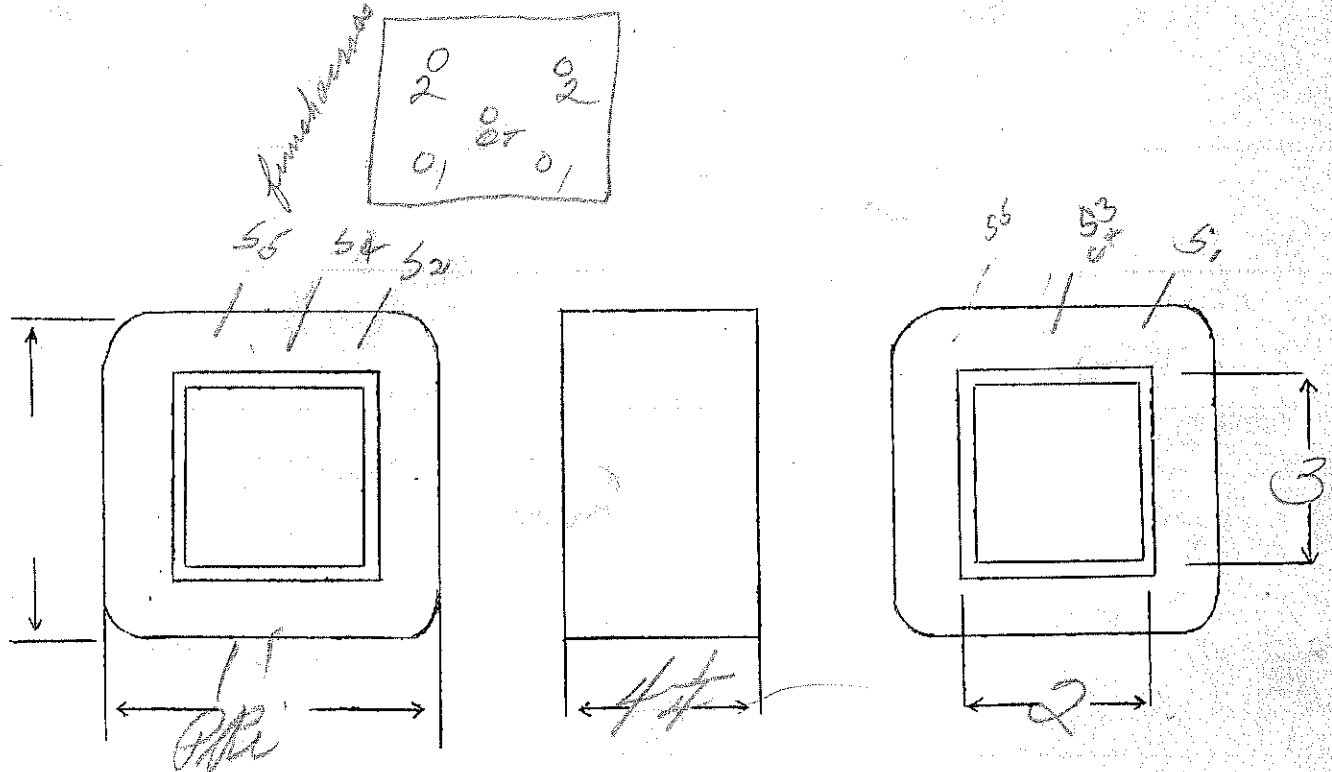
Ep - 115V

Es - 4000VCT or 2000VCT - 400 ma (dc)

1.08 SPEC. NO.

3838

Winding	SEC		PR1				
Turns	4600		125				
Taps	3450						
	2300	1150					
Wind. Lgth.	3 7/16						
Wire Size	#25		#11				
T.P.L.	165-28		32-4				
Kind Term.	WIRE ONLY						
Term. Lgth.	5"		5"				
Layer Insul.	double						
	50H						
Test Volt.	10,000						
Wrapper	#1007NB						
	#1005GA		31005GA				
TUBE	106007 + 24007VC		IMPREGNATION	VARNISH			
CORE			PRIMARY V.A.	1000			
MOUNTING	G						



DESIGNED BY *GW*

DATE 2/26/38

ERPL

Ep - 110-120-130
 Ep - 750VCT-150ma
 Ep - 4.6VCT-3amp
 Ep - 2.5VCT-2amp

Ep 6.3VCT-1amp
 Ep 10VCT-4.5amp

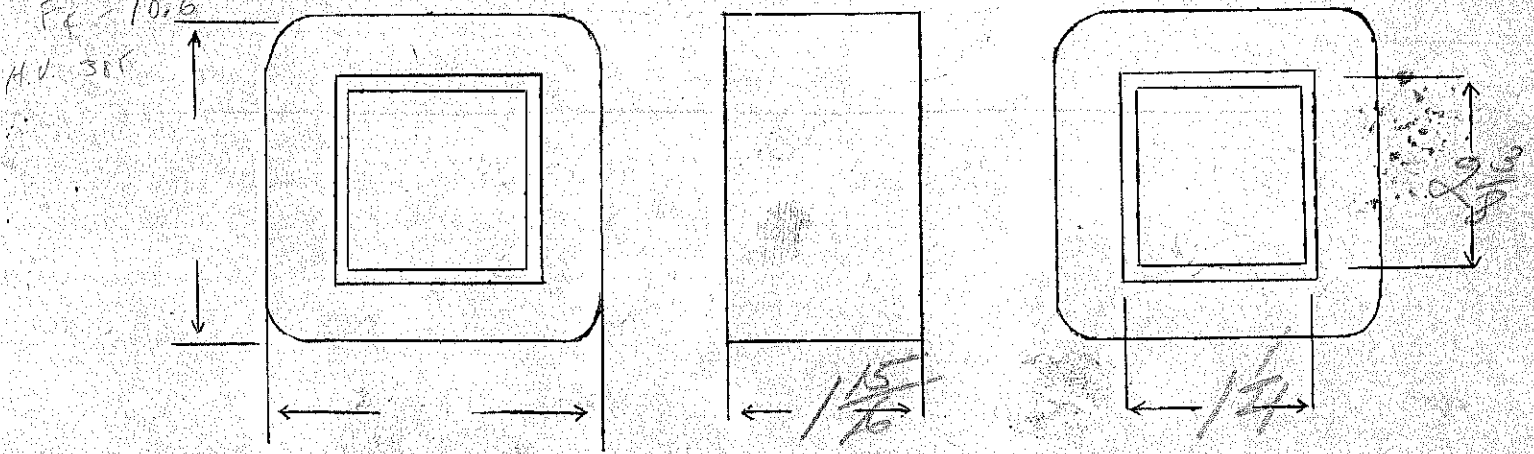
SPEC. NO. 3839

2.18 in. *green* *black* *blue* *white*

Winding	SEC	SHIELD	PRI	F1	F2	F3	F4
Turns	1750	146	282	11	6	15	24
Taps	875		271 260	5	3	7	12
Wind. Lgth.	1.75	✓	✓	✓	✓	✓	
Wire Size	#30	#30	#20	#18	#20	#22	#16
T.P.L.	146-12	1	48-6				
Kind Term.	#20 PBR		#20 PBR	W O			
Term. Lgth.*	12"	3"	9"	9"	9"	✓	✓
Layer Insul.	Sanvix 20#		50#				
Test Volt.							
Wrapper	1007VC	1005VC	20076A				20076A

TUBE	76097	IMPREGNATION	Verminal
CORE	1 3/4 x 2 3/8 x 2 x 2	PRIMARY V.A.	
MOUNTING	A		

Ep 125
 F1 - 4.85
 F2 - 2.64
 F3 - 6.6
 F4 - 10.6



DESIGNED BY *gww* DATE *2/26/38*

Ep - 120 to 240 V. Series or Parallel
 Es - 700 V CT 150 mA
 Ef1 - 5V 3 amp
 Ef2 - 6.3V 6.25 Amp

SPEC. NO. 3840-25W

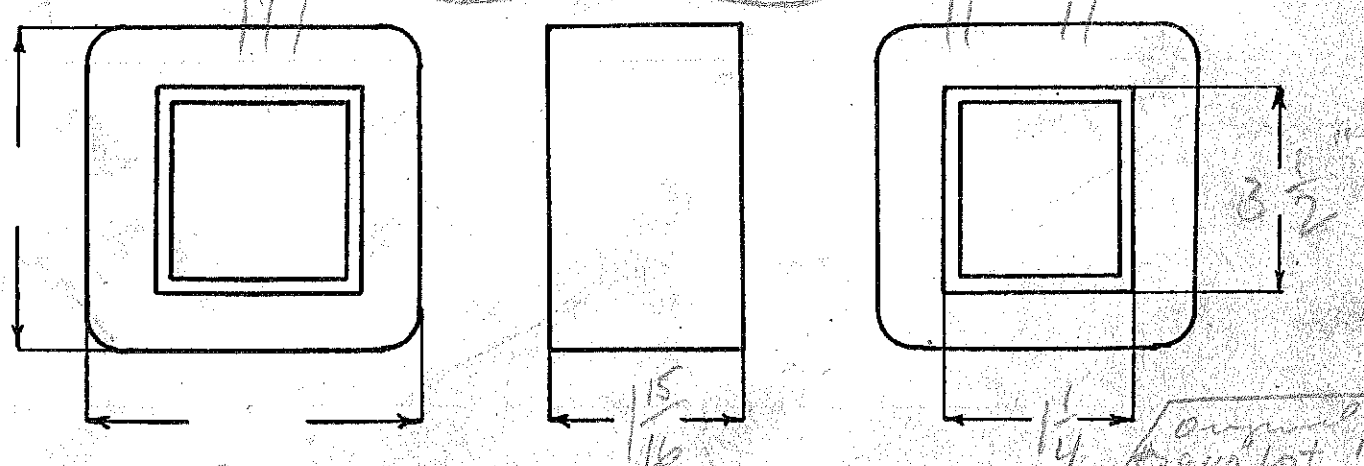
Winding	Sec	Shield	P21	P21	F ₁ white	F ₂ green
Turns	1640	1	268	268	12	15
Taps	820	-	-	-	-	-
Wind. Lgth.	1 3/4	1 3/4	-	-	-	-
Wire Size	#29	10 3/4" Brass	#23	#23	#17	#14
T. P. L.	126-14	SHIM STOCK	67-4	67-4		
Finish						
Type Lead	#20 Dan. brad.		#20 Dan. Br.	#20 Par Br.	W.D.	W.D.
Lead Lgth.	9"	3"	9"	9"	9"	9"
Layer Insul.	double #20		double 30	-		
Test Volt.						
Wrapper	1L 0070C	1L 0070C	1L 0070C	2L 0075A		2L 0075A
TUBE	7L	007	GR	IMPREGNATION		VAR

CORE GA. GRADE STACK

MOUNTING SA Cadmium flanged shells, Black Lamination

Sec. Mark, Blue C.T.
 Pin Starts Brown
 " Fin. Green
 2 grooves spaced 1 3/8 c-c. appx. see over.

OVER



DESIGNED BY

JAMR 11/20/39

DATE

3840

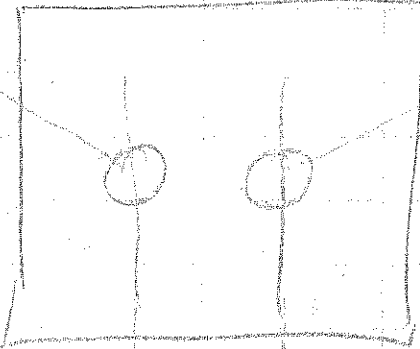
original
 3840 lot 12/10
 Redesign for
 3840

Blue Sec CT.

Green - 1-6 ✓

White 1-5 ✓

beam of Pr^{#1},
green }



← 13 →

app.



Black 2 Sec.

Green 1-6 ✓

White 1-5 ✓

1 Beam of Pr^{#1}

1 beam of Pr^{#2}



120/240V - 60[~]
 720V CT @ 150ma
 5V @ 3Amp.
 6.3V @ 6.25Amp.

Pirson - Dehane

SPEC. NO. 3840

Winding	Sec.	Shield	Pri #1	Pri #2	6.3V F ₂	5V F ₁
Turns	1640	1	268	268	15	12
Taps	820	—	—	—	—	—
Wind. Lgth.	1 3/4"	1 3/4"	1 3/4"	1 3/4"	1 3/4"	1 3/4"
Wire Size	#29	.001 Cu Sheet	#23	#23	2-#17	#17
T. P. L.	118-146	1	68-4L	68-4L	15-1L	12-1L
Finish	87% <i>Pitch</i>	—	97%	97%	80%	32%
Type Lead	#27 Dulac	#25 Solid	#30 Pc.Bv.	#20 Pc.Bv.	W.O. Sleeve	W.O. Sleeve
Lead Lgth.	9"	3"	9"	9"	9"	9" (from case)
Layer Insul.	2L 30#6	—	2L 40#6	2L 40#6	—	—
Test Volt.	2500V	—	—	—	—	—
Wrapper	1L 007VC	1L 007VC	1L 007VC	2L 0056A	2L 0056A	2L 0056A

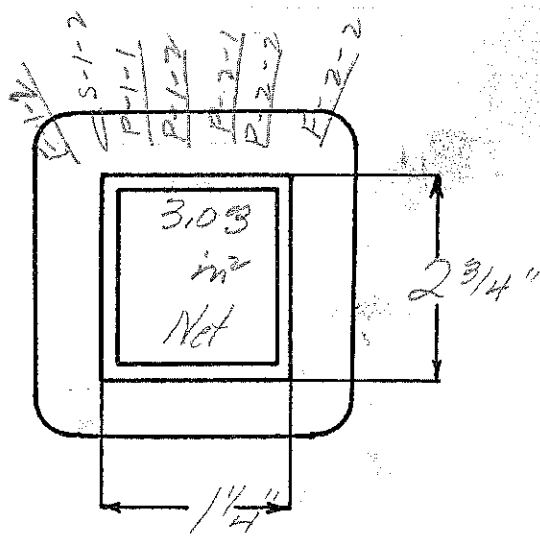

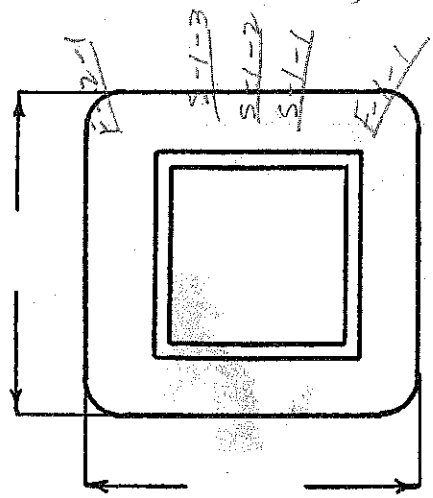
TUBE 7L-007 GA IMPREGNATION Double Voids

CORE 1/4" x 2 3/4" Ext GA. 24 GRADE D STACK 2 x 2

MOUNTING SA - Cadmium Pipes - Flanged Shells - Black Lamination

Cu = 140-840-840-683-655
 Fe = 55.5 @ 60[~]
 TPU = 2.23
 Wire Net = 0.545" (0.527")

Σ Sec VA = 108 τ = 83
 Pri VA = 145 cos φ = 90
 Pri I = 605 ma @ 240V



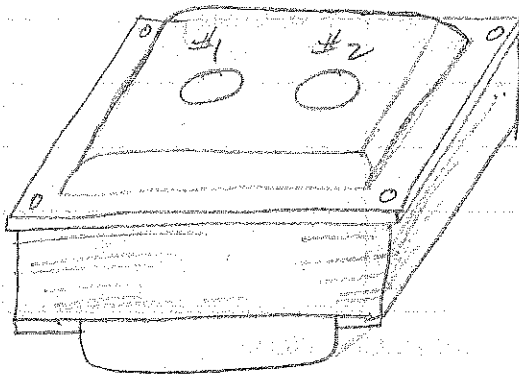
DESIGNED BY NLR

DATE 2-24-42

0086

P-1-1 Brown S
 120V Pri #1
 P-1-2 Green F
 P-2-1 Brown S
 120V Pri #2
 P-2-2 Green F

Black
 Blue CT 720V @ 150 ma
 Black
 White
 White 5V @ 3Amp.
 Green
 Green 6.3V @ 6.25 Amp.



SA-case

Hole #1

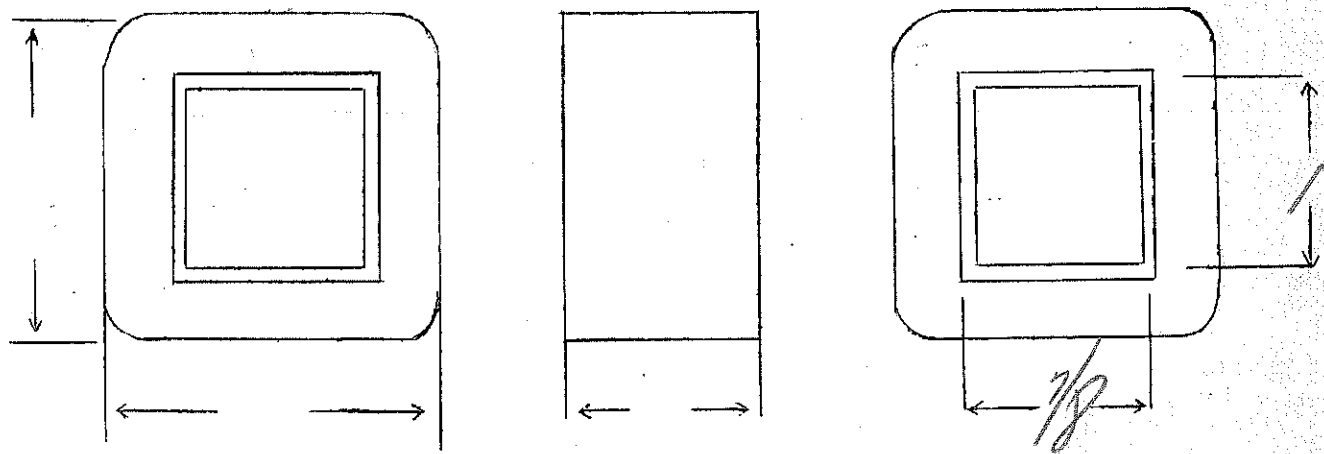
Blue - HV CT
 Green - 1 - 6.3V lead
 White - 1 - 5V ✓
 Brown } - Pri #1 ✓
 Green }

Hole #2

Black - 2 HV Sec leads
 Green - 1 - 6.3V lead
 White - 1 - 5V ✓
 Brown } - Pri #2 ✓
 Green }

SPEC. NO. 384

Winding			SEC				
Turns			17000				
Taps							
Wind. Lgth.			13/16				
Wire Size			#41				
T.P.L.			250				
Kind Term.			Sil 150				
Term. Lgth.			3"				
Layer Insul.			double 12#				
Test Volt.							
Wrapper			510070E 20050A				
TUBE	7007 F (10070cm etc)		IMPREGNATION			Double Varnish	
CORE			PRIMARY V.A.				
MOUNTING	uncased						



5-1/8

DESIGNED BY

DATE

Ep-115-120V
 E3-2500V-175mA
 Ef-5.1V-10amps

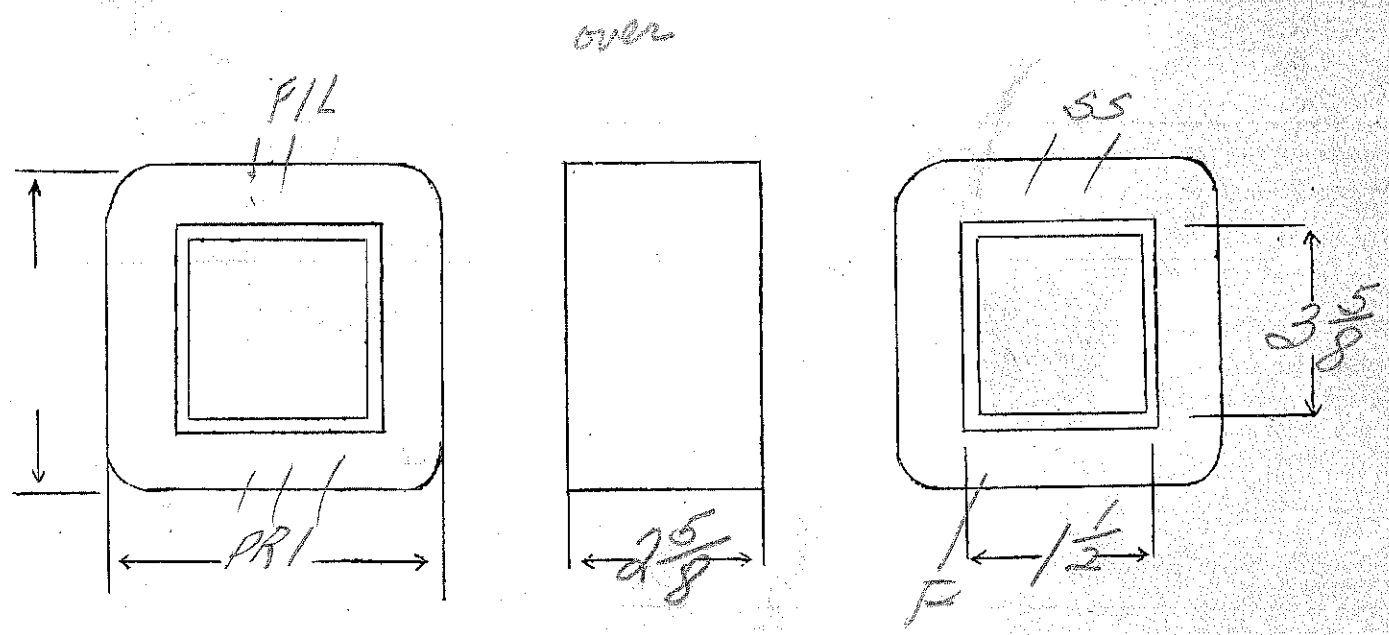
117

SPEC. NO. 3892

Winding	SFC	PRI	FIL			
Turns	3100	140	6 1/2			
Taps		134	3			
Wind. Lgth.	2 1/8	2 1/4				
Wire Size	#29	#14	double #16			
T.P.L.						
Kind Term.	WIRE ONLY					
Term. Lgth.	3"	3"	3"			
Layer Insul.	double 40#	.007K				
Test Volt.						
Wrapper	2L007VC	2L005GA	2L005BA			

TUBE | 10L007+14007VC | IMPREGNATION | VARNISH
 CORE | 1 1/2 x 3 1/2 | PRIMARY V.A.

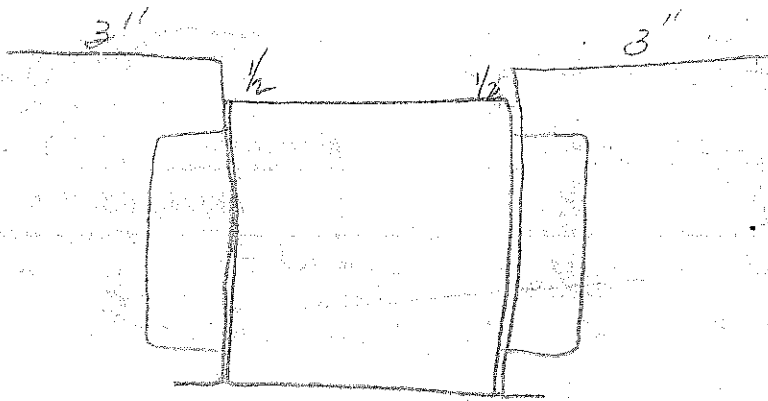
MOUNTING *unwired - leg brackets - black laminator*
P+F to lug, sec. to bakelite strip
special brackets on other side



DESIGNED BY *JW*

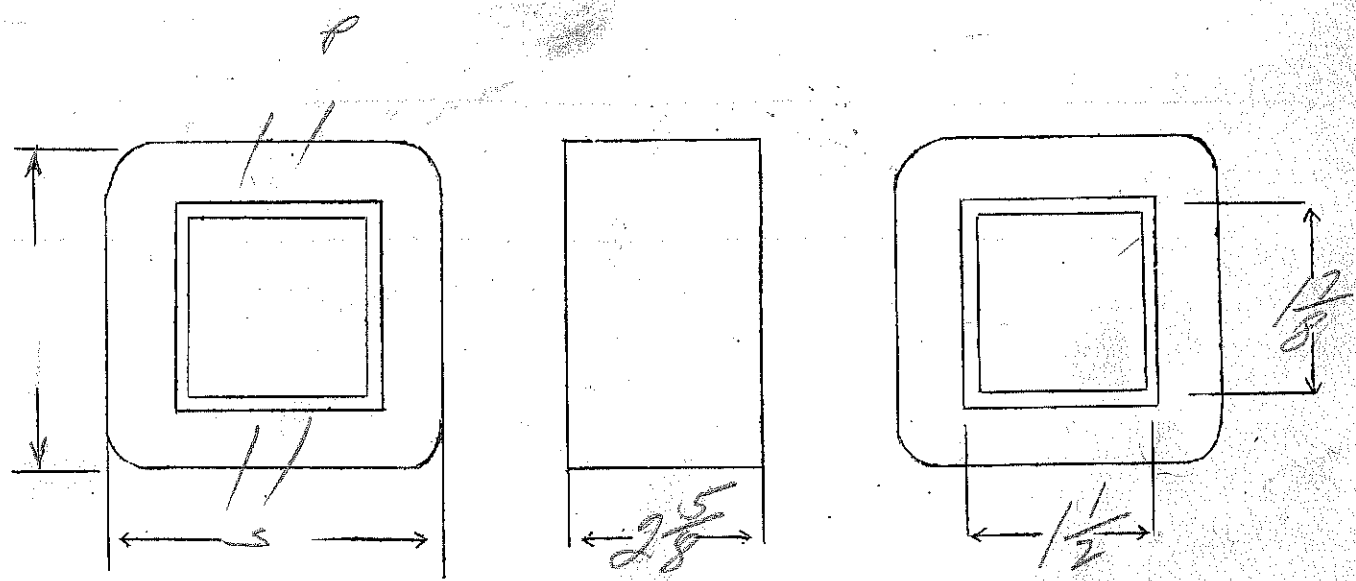
DATE *2/22/38*

special brackets



EP-115V
 Es - 5.1V - 21amps - 30,000V Ins Test - 14,000V working
 N/E = 1 SPEC. NO. 3843

Winding	PRI	SEC				
Turns	268	13				
Taps						
Wind. Lgth.	2 3/8	7/8"				
Wire Size	#21	#9				
T.P.L.	71-4	2L				
Kind Term.	WIRE	ONLY				
Term. Lgth.	6"	6"				
Layer Insul.	double 402					
Test Volt.						
Wrapper	8L007WC 8L005GA	8L007WC 8L005GA				
TUBE	9L007WC		IMPREGNATION	VARNISH		
CORE			PRIMARY V.A.			
MOUNTING	J					



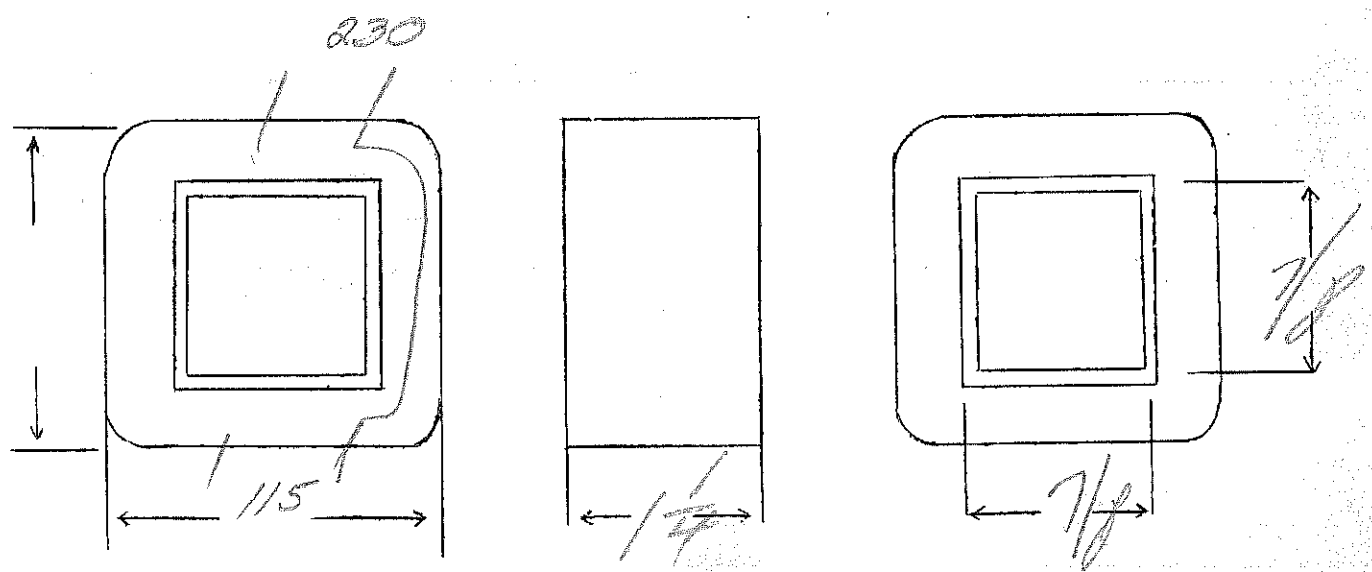
DESIGNED BY *GW* DATE 2/21/38

230/115V step down

7.55 SPEC. NO. 3844

Winding							
Turns	1850						
Taps	975						
Wind. Lgth.	1 1/16						
Wire Size	#29						
T.P.L.	79-24						
Kind Term.	WIRE ONLY						
Term. Lgth.	3"						
Layer Insul.	30#						
Test Volt.							
Wrapper	260056A						
TUBE	51007	IMPREGNATION			VARNISH		
CORE	24 mm - 2x2	PRIMARY V.A.					
MOUNTING	D						

79 PP
200 Ω



DESIGNED BY *Gar*

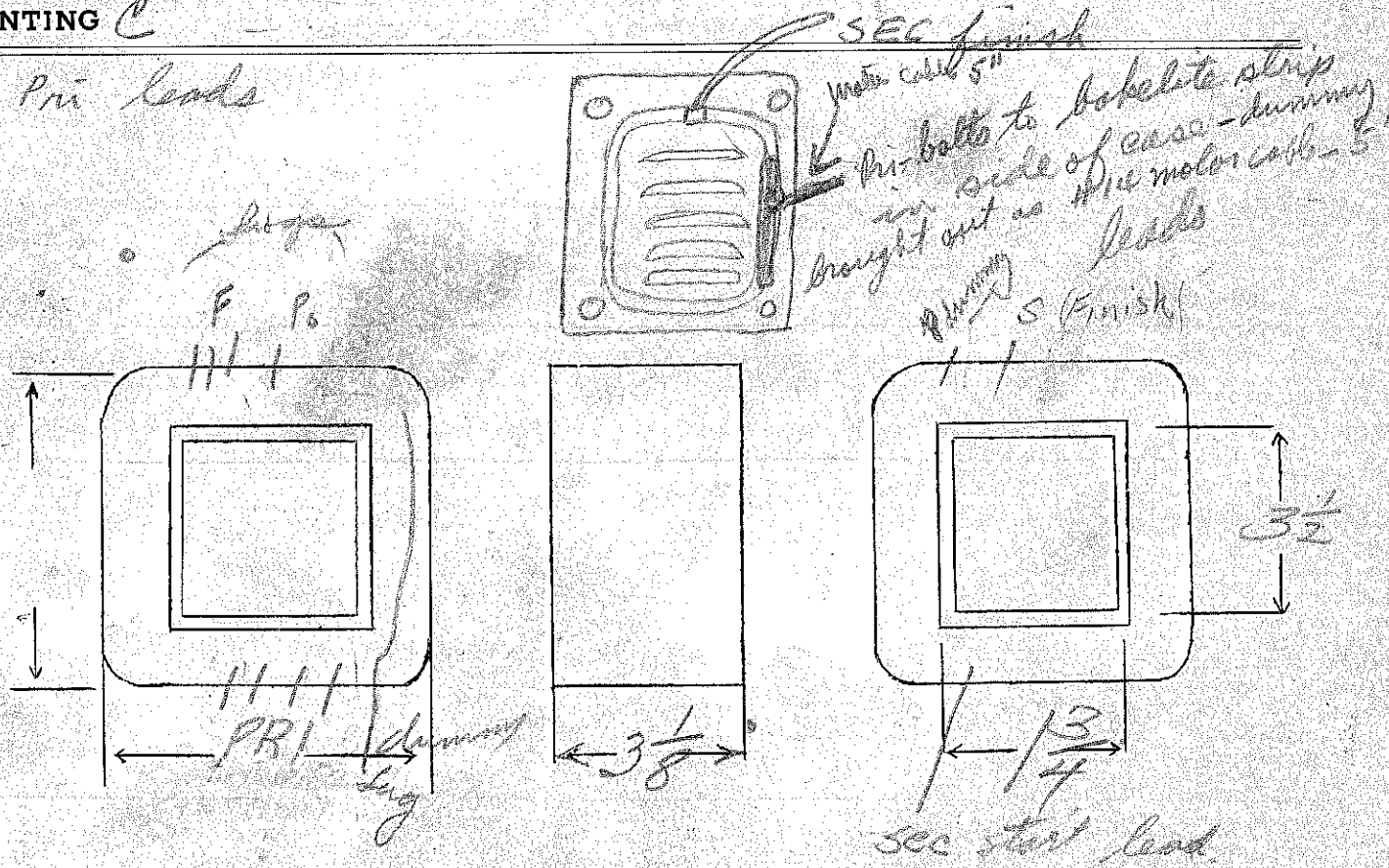
DATE 2/26/38

Ep - 110-115-120-125
 Es - 1700V - 350MA
 Ef - 10VOT - 6.5amps

SPEC. NO. 3845

Winding	SEC	PRI	FIL		
Turns	1805	125	11		
Taps	—	170 115 110	5		
Wind. Lgth.	2 1/2	2 3/4	✓		
Wire Size	#25	#11	#17	double	
T.P.L.	1W-16	5L			
Kind Term.	#70 Dulac	WIPE ONLY	W.O.		
Term. Lgth.	9"	3"	3"		
Layer Insul.	Double 40#	207KRAPT			
Test Volt.					
Wrapper	3L007	2L005GA	2L005BA		

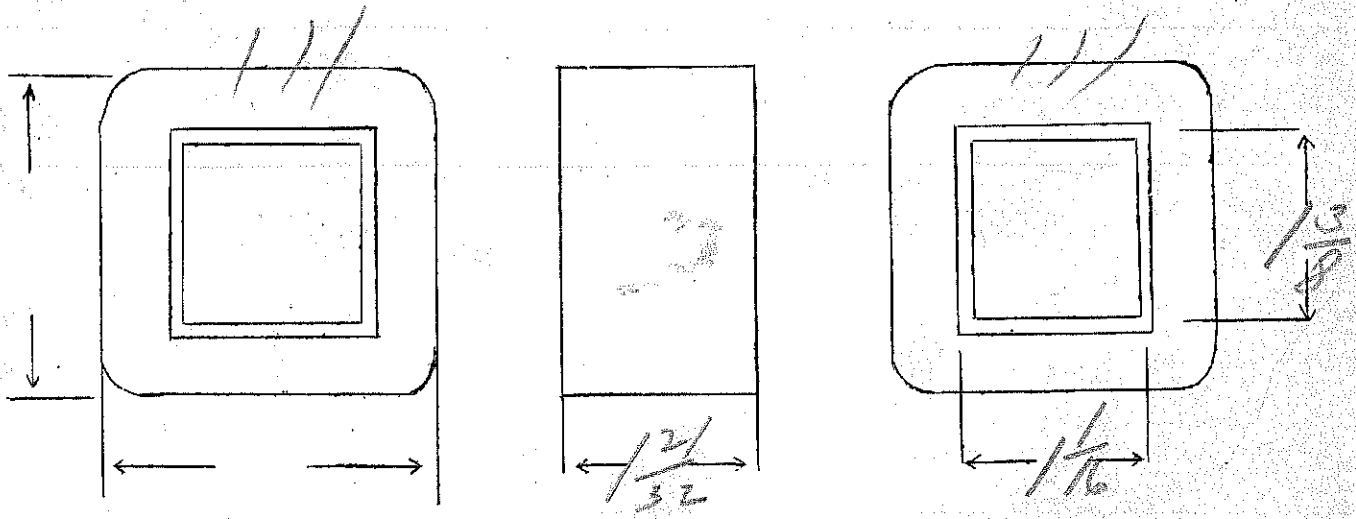
TUBE | 10L007+1L007VC | IMPREGNATION | VARNISH
 CORE | 1/3/4x | PRIMARY V.A. |
 MOUNTING C



DESIGNED BY Quelaner DATE 2/16/38

SPEC. NO. 3846

Winding	SEC	SHIELD	PRI			
Turns	3200	1	44			
Taps	1600		22			
Wind. Lgth.	15/32		✓			
Wire Size	#32	SH/M	#14			
T.P.L.	150	STOCK	3L			
Kind Term.	#20 P/M		W.O.			
Term. Lgth.	9"		9"			
Layer Insul.	double 20#					
Test Volt.	2500		2500			
Wrapper	260070	260056A	260056A			
TUBE	7L007	IMPREGNATION		VARNISH		
CORE	1 1/16 x 1 3/8	PRIMARY V.A.				
MOUNTING	A - copper shield over laminations					



DESIGNED BY Gur

DATE 3/18/38

Ep-110-120

EF-5V-14amp 6.3V-1amp

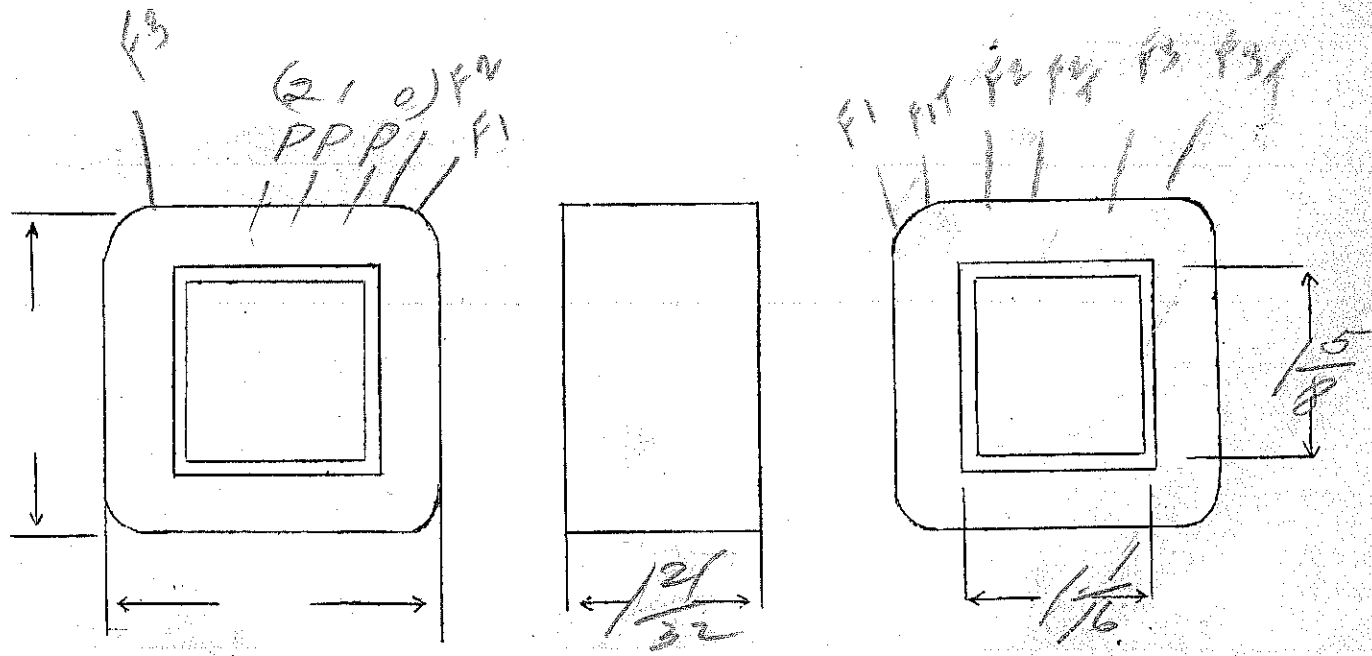
EF-5V-7amp

333

SPEC. NO. 3849

Winding	PR1	F ₁	F ₂	F ₃			
Turns	400	19	19	23			
Taps	370	10	10	11			
Wind. Lgth.	1 15/32						
Wire Size	#22	double #14	#13	#22			
T.P.L.	50-9	2L	1L!!	1L			
Kind Term.	WIRE ONLY						
Term. Lgth.	3"						
Layer Insul.	50T						
Test Volt.							
Wrapper	21005GA	21005GA	21005GA	21005GA			

TUBE 71007 IMPREGNATION VARNISH
 CORE PRIMARY V.A.
 MOUNTING B

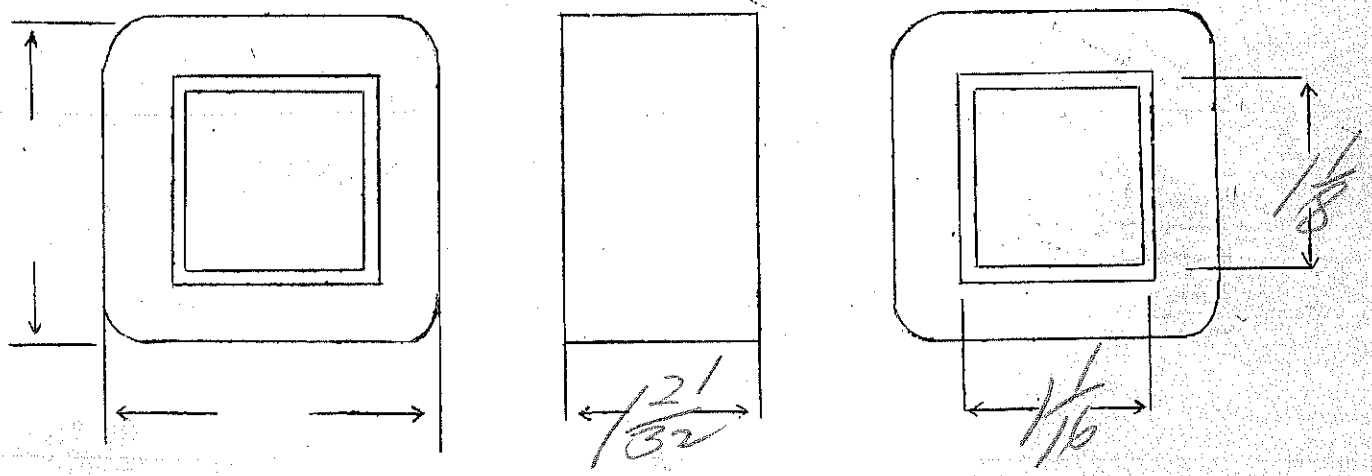


DESIGNED BY *Jew*

DATE 2/17/38

Ep₁ - 115V - 60Nac
 Ep₂ - 12VCT (6Vdc)
 Es₁ - 600VCT - 75MA - 300Vdc at input filter - synchronous vibrator
 Ef₁ - 5V - 2amp
 565 SPEC. NO. 3848

Winding	P ₁	SH.	SEC	SHIELD	P ₂	FIL
Turns	630	1	3800	1	58	32
Taps	—		1900		24	—
Wind. Lgth.	1 3/32	✓	✓			
Wire Size	#26	slim stock	#34	slim stock	#16	#20
T.P.L.	79-8		190-70		3	
Kind Term.	#20 Pwr Br	sil Br	#20 Pwr	sil Br	WIRE ONLY	
Term. Lgth.	9"	3"	9"	3"	9"	9"
Layer Insul.	50#		double 16#			
Test Volt.						
Wrapper	14005VC	2405VC	2405VC	24005CP	24005CA	14005GA
TUBE	74007			IMPREGNATION		YARN 15H
CORE					PRIMARY V.A.	
MOUNTING	A - copper shield over laminations					



DESIGNED BY *gww* DATE 3/2/38

EP- 115-137-170-225V


ES- 6800VCT-500 ma $\frac{V}{E} = .83$

SPEC. NO. 3849

Continuous

Winding	SEC		PRI			
Turns	5750		94	45	45	
Taps	2875			10		
Wind. Lgth.	4 1/2		4 1/2			
Wire Size	#26		#10	#12	#13	
T.P.L.	240-24		3 layers	12	12	
Kind Term.	WIPE ONLY					
Term. Lgth.	6 1/2		6"			
Layer Insul.	double 50#		007K			
Test Volt.	5000V					
Wrapper	#2007Krap				32005BA	

TUBE | 102007+32007VC | IMPREGNATION | none - preheat
 CORE | 2x4 - Kuper + 2" short | PRIMARY V.A. | then immerse
 MOUNTING | oil cooled | | in oil



DESIGNED BY *GM*

DATE *3/8/38*

non type

$E_p - 120V$

$E_s - 3200V - 45ma (47ma s.c.)$

SPEC. NO.

3850

separate coils

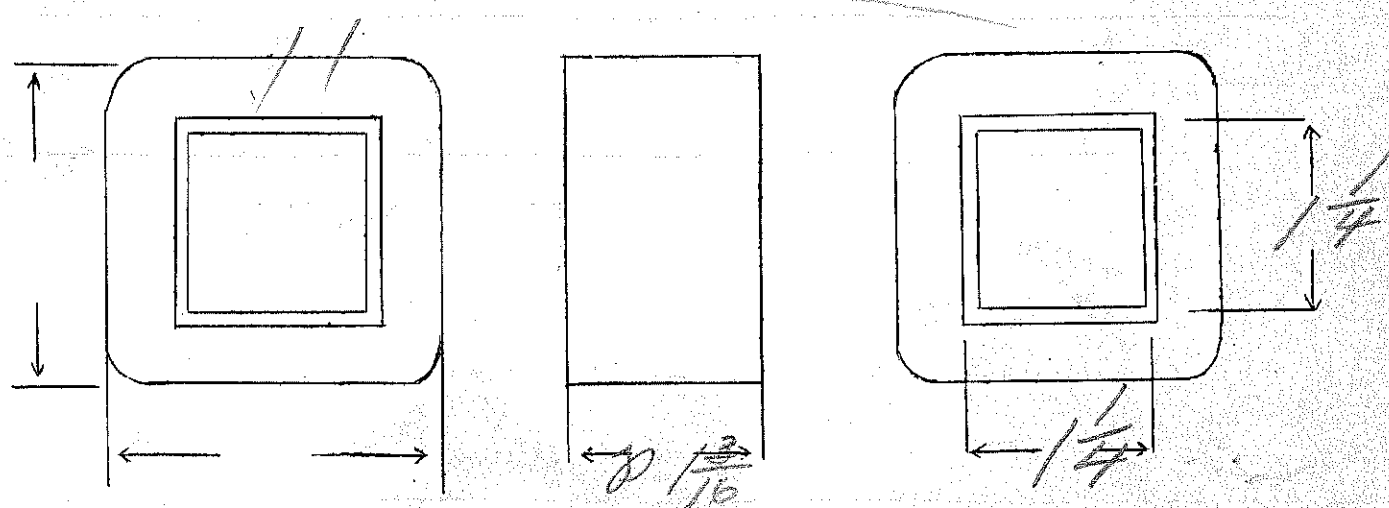
Winding	PRI	}	SEC			
Turns	435		12,500			
Taps	—					
Wind. Lgth.	7/8		13/8			
Wire Size	#21		#35			
T.P.L.	26-17		204			
Kind Term.	#20 Br		SILBR			
Term. Lgth.	10"		10"			
Layer Insul.	50#		double 20#			
Test Volt.						
Wrapper	24005GA		24007VC 24005GA		Double	

TUBE 91007 (+14007VC on sec) IMPREGNATION Varnish (include promoter)

CORE 1/4 x 1/4 - Bull stick PRIMARY V.A.

MOUNTING uncase non type brackets, shunts approx 1/2
Start sec. lead in coil shunts 2" x 23/32"

Re design - allow 3/8" for gap - lengthen parts




DESIGNED BY

Gw

DATE

5-1 7/8
2/21/38



Drill 2 - $\frac{7}{16}$ holes in bottom of laminated
stack - approx $\frac{7}{16}$ deep 

Ep-150

BRISTOW

E_s - 3200V - 45 ma ac
separate coils


SPEC. NO. 3850 - 150V

Winding	P		S			
Turns	575	}	12500			
Taps	—		—			
Wind. Lgth.	1"		1 3/8			
Wire Size	#22		#35			
T.P.L.	34		204			
Kind Term.	#20 Ran Br		sil 1/2"			
Term. Lgth.	10"		10"			spiral first two and
Layer Insul.	50 #		double 20#			last two sec. layers
Test Volt.						— insulate.
Wrapper	2005GA		2005GA	2005GA		double

TUBE	9007 (+1007 V Com ac)	IMPREGNATION	Varnish
CORE	Butt stack	PRIMARY V.A.	
MOUNTING	uncased - neon type brackets		

start sec. lead in coil
over approx 5 shunts on each side
shunts - approx 7/16"
2" x 23/32"


Clamp core with lock washers!



DESIGNED BY *gwo*

DATE 5/21/38

Drill 2 - $\frac{7}{16}$ " holes in bottom of
stacked lamination - 4 prot $\frac{7}{16}$ " deep
- holes 4" c-c



Ep-115V-25N

Es-3000V-12ma - test for 5 ma on 60N

SPEC. NO. 3851-25N

SEPARATE COILS

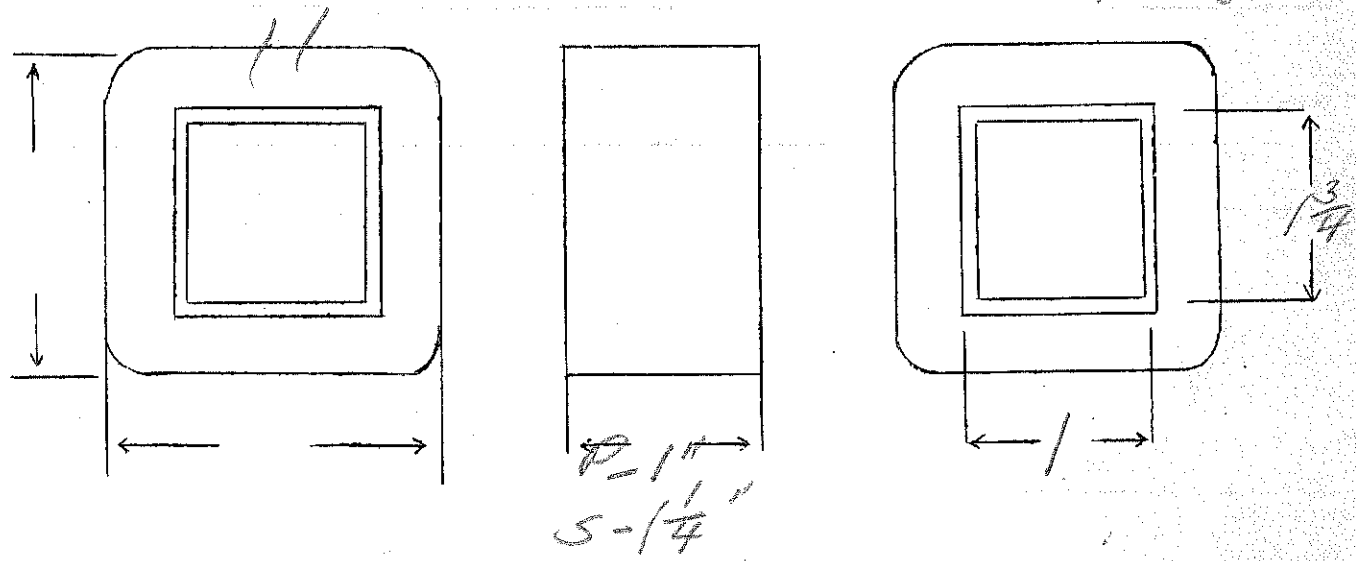
Winding	SEC	}	PRI			
Turns	21 VC 18,000		640			
Taps						
Wind. Lgth.	15/16		3/4			
Wire Size	#40		#26			
T.P.L.	245		40-16			
Kind Term.	Silbr		W/O			
Term. Lgth.	3"					
Layer Insul.	4-12#		40#			
Test Volt.						
Wrapper	21007VC 21005GA		21005GA			

Spiral first two and last
two sec layers - wrap
in double paper above and
below spirals

TUBE 41007 #21007VC on record IMPREGNATION VARNISH
CORE PRIMARY V.A. laminated paper

MOUNTING u - special new type brackets

magnetic gap - use pieces 1/32 x 3/64 - laminated slotted
"Butt each" close gap tightly and lock with 8-32 +
use lock washers - wrap in paper - use micrunda see
1 x 1 3/8



DESIGNED BY GW

DATE 2/26/38

Ep - 115V - 50-60N
 Es - 3000V - 12ma

SPEC. NO. 3851

SEPARATE COILS

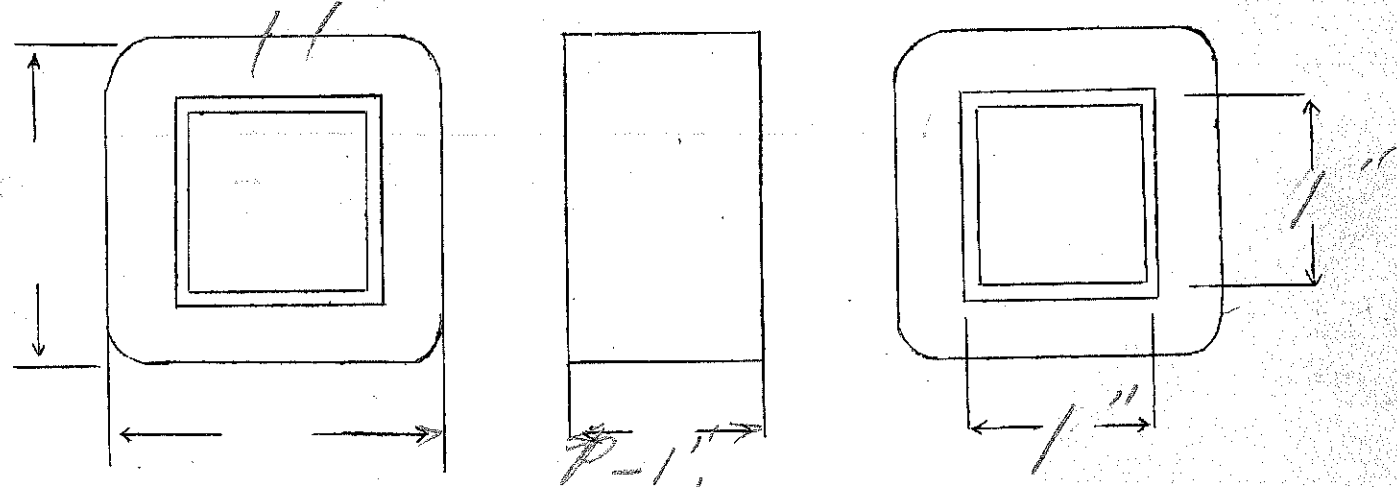
Winding	SEC	}	PRI			
Turns	18000		640			
Taps	—		—			
Wind. Lgth.	15/16		3/4			
Wire Size	#40		#26			
T.P.L.	245		40-16	spiral first two and		
Kind Term.	Sil Br		W.O	last two sec. layers -		
Term. Lgth.	3"		3"	wrap in double paper		
Layer Insul.	double 12#		40#	above & below spiral		
Test Volt.						
Wrapper	21007VC 21005GA		21005GA			

TUBE 74007 (21007VC on sec.) IMPREGNATION VARNISH

CORE 1X1 - Double E PRIMARY V.A. Impregnation

MOUNTING M - special non type brackets dipped

magnetic gap - use pieces 1/8 x 3/64 - lamination stacked
 "butt stack" - close stack tightly and lock with 832 +
 lock washers - wrap in panel - use mica under sec - 1 x 1 3/8



P - 1"
 S - 1 1/4"

DESIGNED BY *[Signature]*

DATE 2/26/38

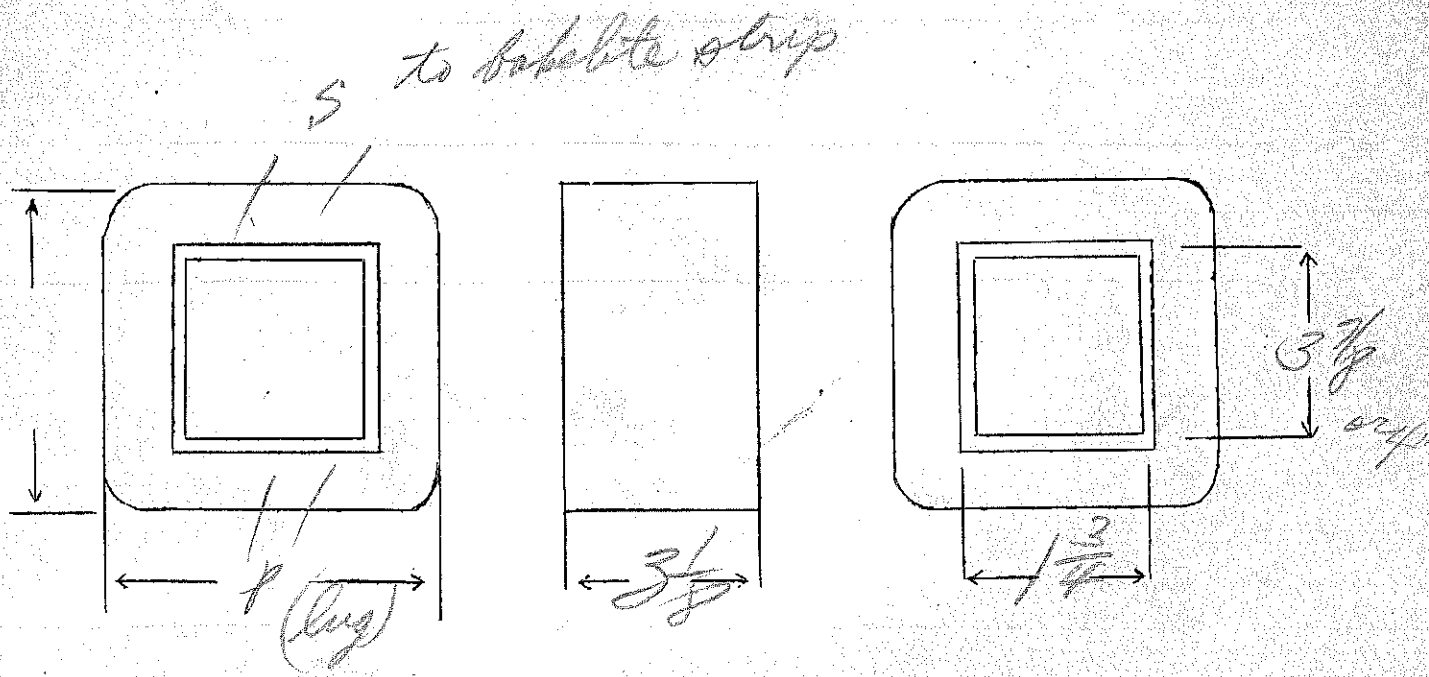
Ep - 115 V.
Es - 3000V - 400 MA

SPEC. NO. 3852

- 94

Winding	SFC		PR 1			
Turns	3000		108			
Taps	—		—			
Wind. Lgth.	2 1/4		2 3/4			
Wire Size	#26		#11			
T.P.L.	120-25		42!!			
Kind Term.	WIRE ONLY					
Term. Lgth.						
Layer Insul.	double 500		.007K			
Test Volt.	7500					
Wrapper	3L001VC 3L105GA		3L005CA			

TUBE	9L007K 2100 VC	IMPREGNATION	Varnish
CORE	1 3/4 x 3 7/8	PRIMARY V.A.	
MOUNTING	Unicast	Cadmium	



DESIGNED BY SW

DATE 3/2/38

EP - 115V ac or 6-12-32Vdc vibrator source

KARK

ES - 800VOT - 150 MA

EF - 6.3V - 4 amp

SPEC. NO. 3853

EF - 5V 2 amp

Continuous

Green class

Winding	SEC	SHIELD	PRI						
Turns	2180	1	178	33	10	20	10	33	14
Taps	1090				-	10	-		
Wind. Lgth.	1.75	✓	✓	✓					
Wire Size	#30	shun 200k	#22	#20	#16	#13	#16	#20	#18 #17
T.P.L.	137-14		60-2	1 layer		12			
Kind Term.	#20 PRI	SIPR	#20 PRI	WIRE ONLY					
Term. Lgth.	9"	3"	9"						
Layer Insul.	double 16#		50#						
Test Volt.									
Wrapper	21007VC	16005VC	21009GA					21007GA	21008GA

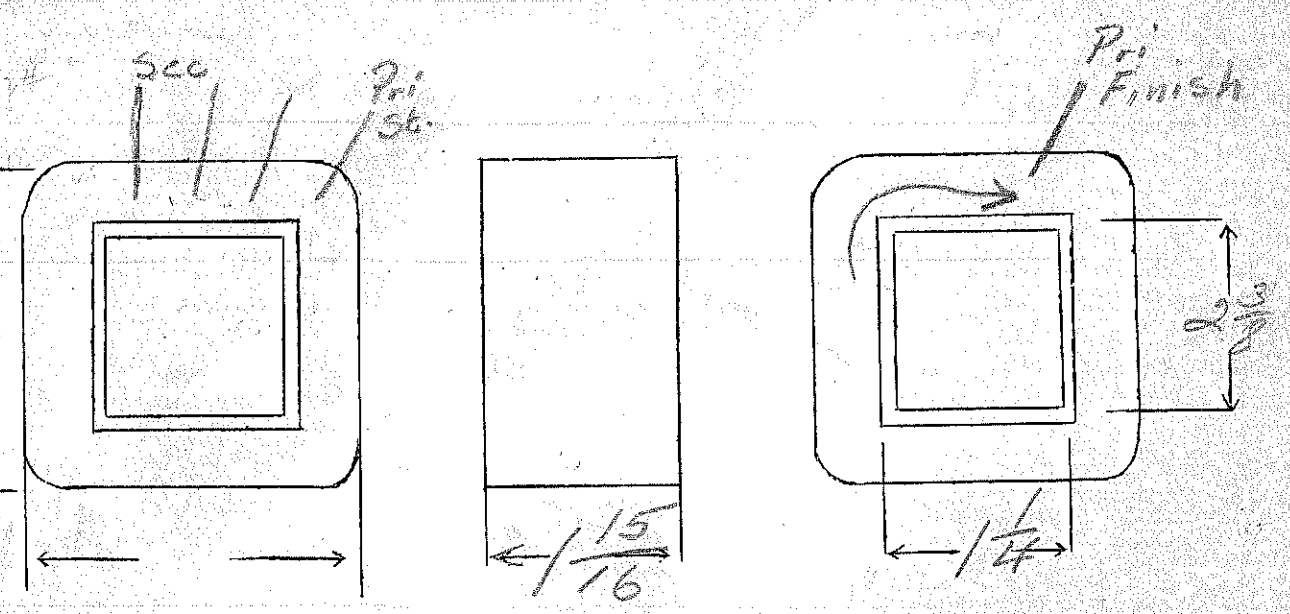
TUBE 9L007 IMPREGNATION VARNISH

CORE PRIMARY V.A.

MOUNTING A - copper strip over lamination

32-115 heavy finishing - 2000V plates

- Black 32-115
- red 0.12
- Black 6
- Black 0
- Black 6
- red 0.12
- white 0.32
- Black 115




DESIGNED BY JW

DATE

EP - 110-120V
 ES - 2300V-375ma

SPEC. NO. 3854

Winding	SEC	PRI				
Turns	2500	120				
Taps	—	110				
Wind. Lgth.	2 3/8	2 5/8				
Wire Size	#25	#12				
T.P.L.	114-22	42!				
Kind Term.	WIRE ONLY					
Term. Lgth.						
Layer Insul.	double 40#	007K				
Test Volt.						
Wrapper	3L007VC 3L005GA	3L005GA				
TUBE	10L007 + 1L007VC		IMPREGNATION	VARNISH		
CORE			PRIMARY V.A.			
MOUNTING	G					



DESIGNED BY *SW*

DATE *3/9/38*

Ep-117

ES-730VOT-90M9

EF-5V-2amp

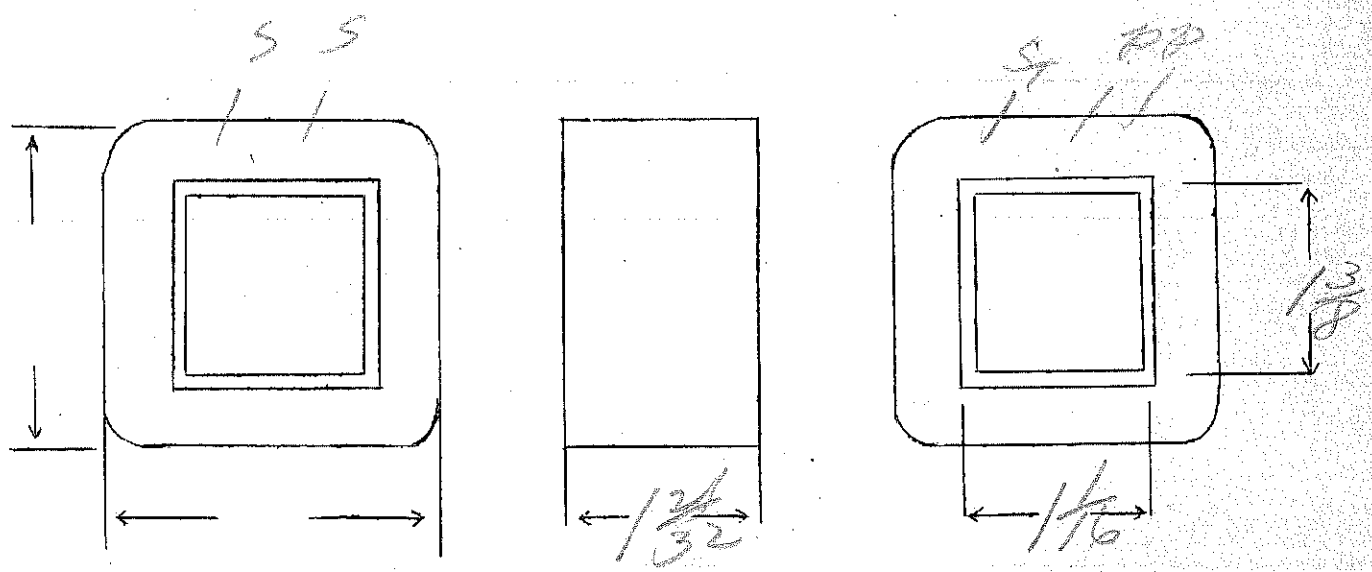
EF-6.3V-2.6amp

388

SPEC. NO. 3856

Winding	SEC	SHIELD	PRI	F ₁	F ₂		
Turns	3000	57	455	26	22		
Taps	1500						
Wind. Lgth.	1 15/32						
Wire Size	#33	#23	#23	#18	#20		
T.P.L.	170-18		57-8				
Kind Term.	#20 PWR		#20 PWR	WIRE ONLY			
Term. Lgth.	SEE LEAD LENGTH CHART						
Layer Insul.	double 16#		50#				
Test Volt.							
Wrapper	1L007VC	1L005VC	2L005GA	2L005GA	2L005GA		

TUBE	7L007	IMPREGNATION	VARNISH
CORE	1/16 x 1 3/8	PRIMARY V.A.	
MOUNTING	A - Black		



DESIGNED BY *Sw*

DATE 3/2/38

Ep-115V
 EF-7.5VCT-5amp

3500 Test

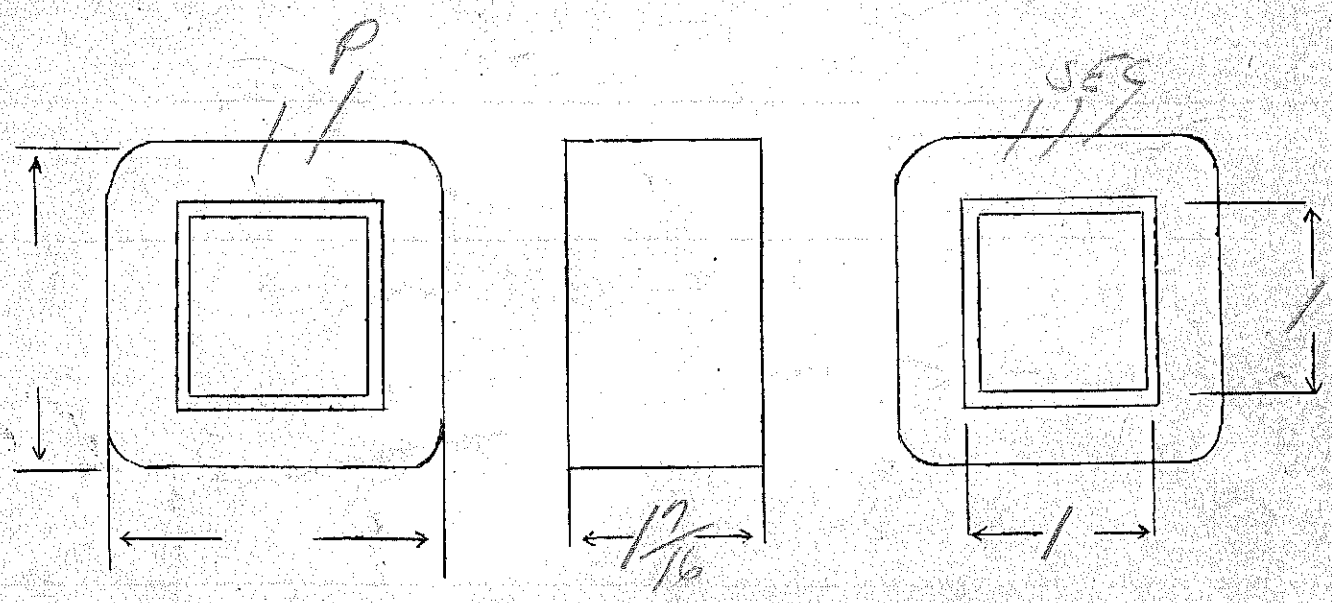
SPEC. NO. 3857

Winding	PRI	SEC				
Turns	650	46				
Taps	—	23				
Wind. Lgth.	1.25					
Wire Size	#27	#16				
T.P.L.	75-9					
Kind Term.	WIPE ONLY					
Term. Lgth.	3"	3"				
Layer Insul.	40#					
Test Volt.						
Wrapper	2L 005VC 2L 005CA	2L 005VC 2L 005CA				

TUBE 54007 IMPREGNATION VARNISH

CORE 1X1 PRIMARY V.A.

MOUNTING C



DESIGNED BY *Bur*

DATE 3/2/39

VIATHERNY POWER TRANS.

110/115/120V. @ 60N

to
2500 V. @ 160MA

10.25V. @ 4 AMP.

PHILLIPS AVIATION CO

SPEC. NO. 3858

Winding	SEC.		PRI.		FIL.	
Turns	3620	(6% REG.)	164		15	(5% REG.)
Taps	—		150-157		7 1/2	
Wind. Lgth.	2 1/16"		2 1/16"		2"	
Wire Size	#29		#14		DOUBLE #19	
T. P. L.	151-24L		28-6L		15-11L	
Finish	89%		89 1/2%		56%	
Type Lead	#20 DULAC VINYL. 5/16" TO PANEL.		W.O. CAMP. SW. TO LUGS.		W.O. TO LUGS ON COIL	
Lead Lgth.	4"		3"		3"	
Layer Insul.	2-L 20-LB. G		1-L .010" GP		—	
Test Volt.	7500V.		1500V.		5,000V.	
Wrapper	4-L .007" VC 4-L .007" GA		4-L .007" VC 2-L .007" GA		4-L .007" VC 2-L .007" GA	

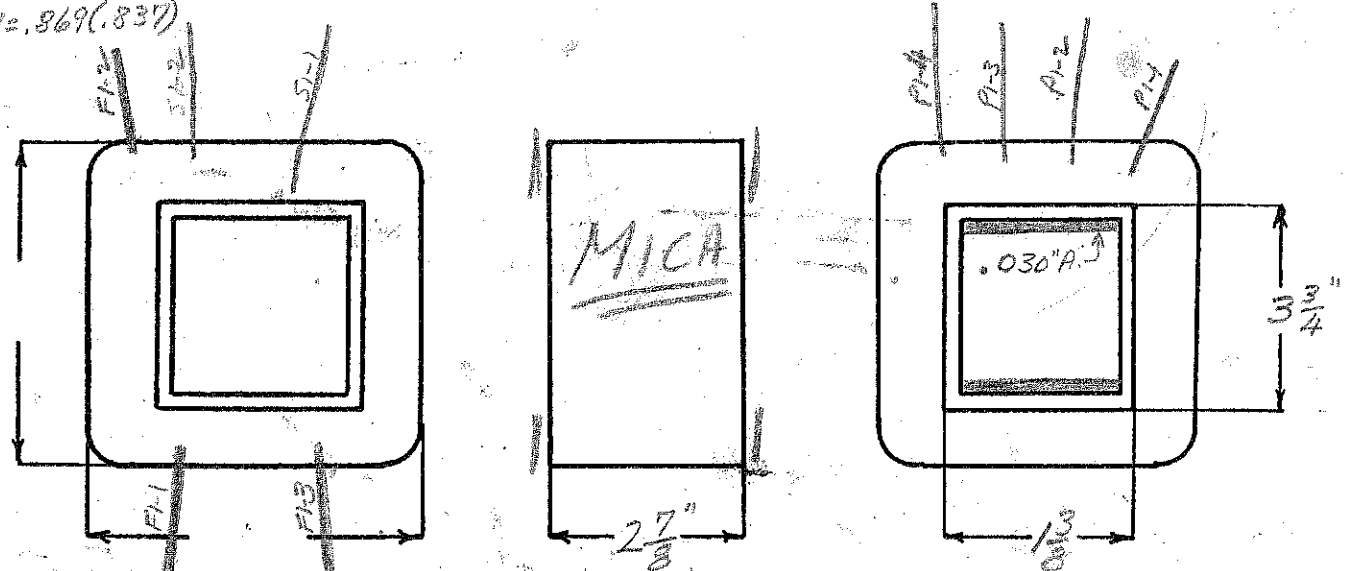
TUBE 10-L .007" GK + 3-L .007" VC IMPREGNATION VARNISH

CORE 1 1/8" x 3 5/8" EMI GA. 24 GRADE D STACK 2x2

MOUNTING SPECIAL U USE CUSTOMER'S LAMINATION

Cu =
Fe =
TPI = 1.362
WN = .869 (.837)

ESEC VA =
PRI. VA =
PRI. I =



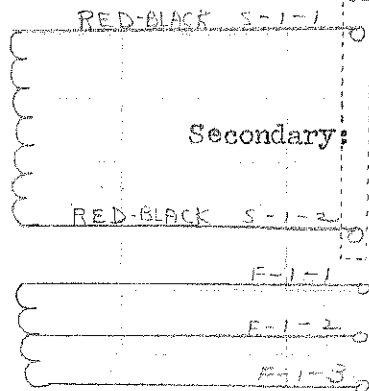
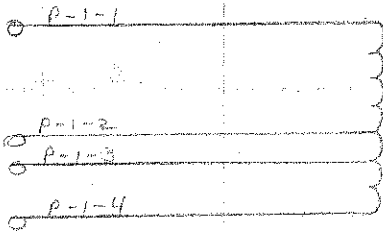
DESIGNED BY

DATE

3858

Primary:

110V
115V
120V



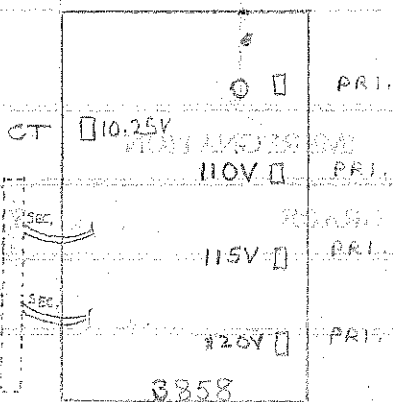
Secondary: 2500V @ 160 Ma.

TERMINAL STRIP


10.25V @ 4 Amp.

TERMINAL STRIP



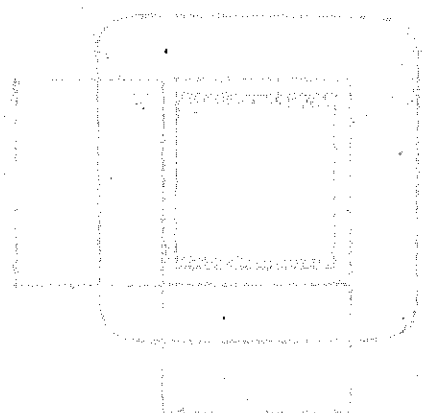
2500V @ 160mA



TOP



BOTTOM



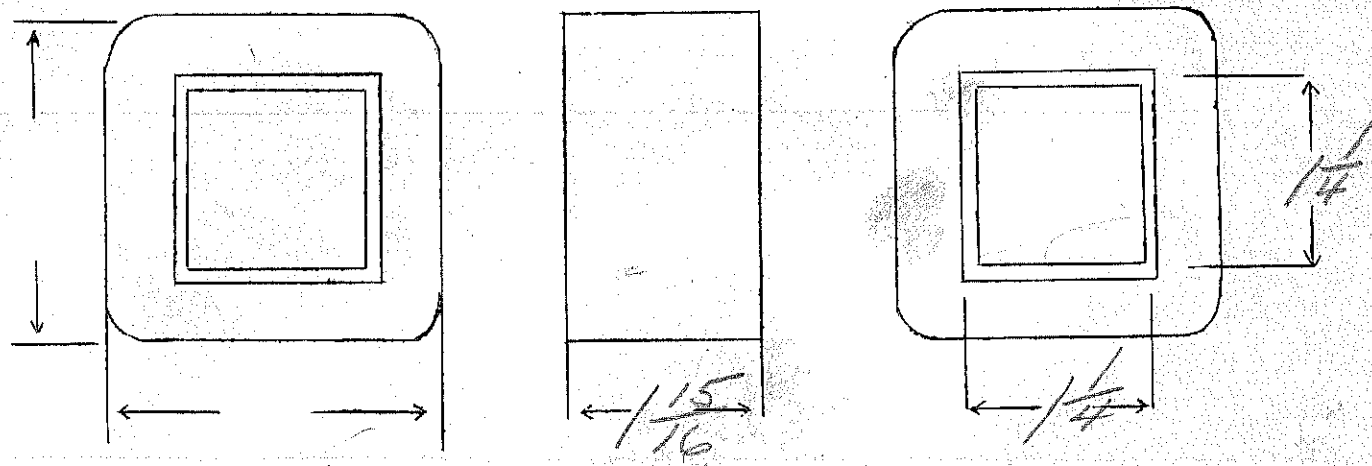
Ep-115-220 Same as PB53 except for primary

385

SPEC. NO. 3859

cast

Winding	SEC	SHIELD	PRI	PRI	F ₁	F ₂	F ₃	
Turns	3200	204	445	405	21	27	27	
Taps	1600		—	—		13		
Wind. Lgth.	1.75							
Wire Size	#33	#33	#22	#26	#18	#20	#17	
T.P.L.	204-16		60-8	92-5				
Kind Term.	#20 P.B.W		#20 P.B.W		WIRE ONLY			
Term. Lgth.	9"	3"	9"	✓	✓	✓	✓	
Layer Insul.	double 16#		50#					
Test Volt.								
Wrapper	11007VC	11005VC		21005GA		Double Varnish		
TUBE	7L007				IMPREGNATION	Varnish		
CORE						PRIMARY V.A.		
MOUNTING	A							



DESIGNED BY *glw*

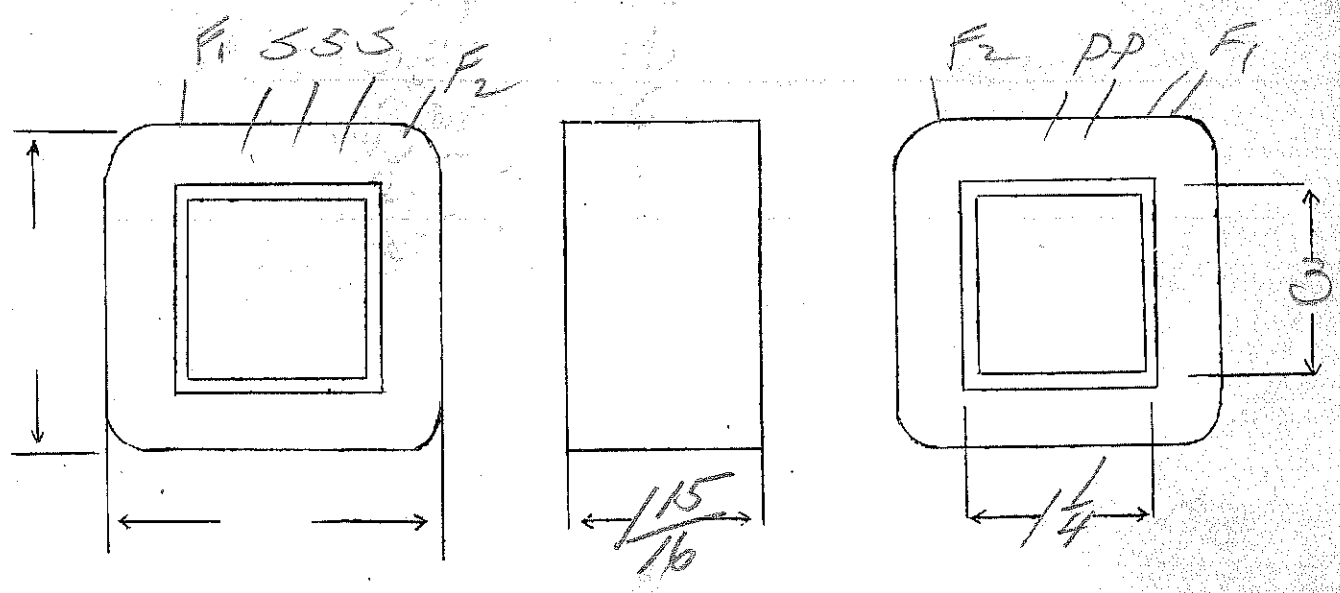
DATE 3/16/38

Ep-115V
 ES-1600VCT-150ma
 EF-7.5V-5amp

EF-5V-3amp

165 SPEC. NO. 3860

Winding	SEC	SHIELD	DR1	F1	F2		
Turns	2950	135	190	13	9		
Taps	1475			7			
Wind. Lgth.	$\frac{5}{18}$	✓	✓	✓	✓		
Wire Size	#30	#30	#19	double #18	#18		
T.P.L.	135-2v		52				
Kind Term.	SIPP		WIRE ONLY				
Term. Lgth.							
Layer Insul.	double 20#		007K				
Test Volt.							
Wrapper	21007K	14007K	24007B		210076A		
TUBE	94007			IMPREGNATION	VARNISH		
CORE					PRIMARY V.A.		
MOUNTING	B						



DESIGNED BY *GW*

DATE 3/10/38

EP-110, 120, 220
 ES₁ - 800VCT-150ma
 ES₂ - 5VCT-3amp

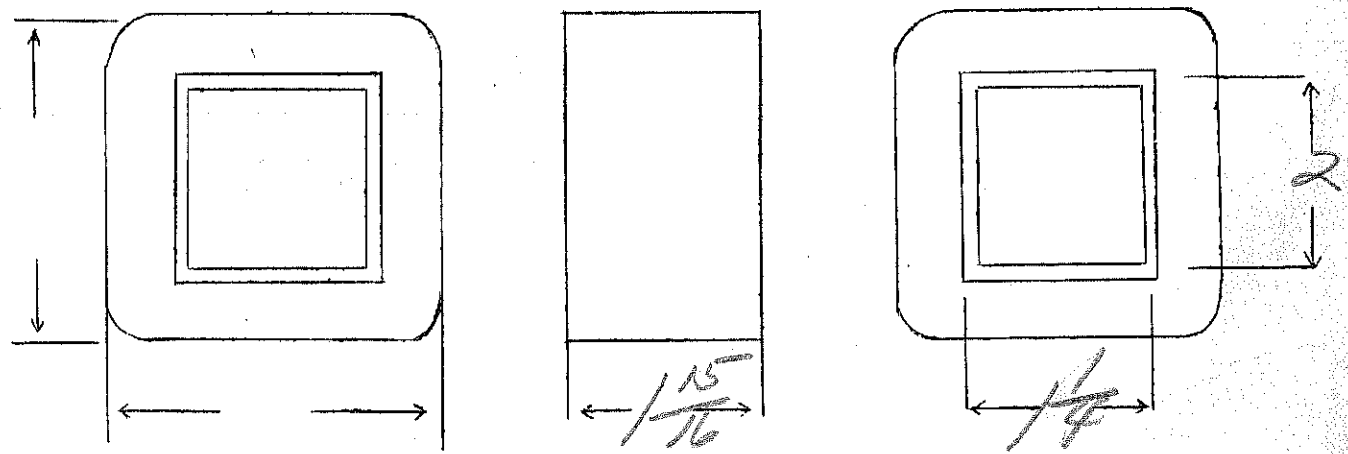
ES₃ - 4VCT-2amp
 ES₄ - 4VCT-2amp
 ES₅ - 6.3VCT-2amp

24
 3861

SPEC. NO.

continuous green - dark white blue

Winding	SEC	SHIELD	PRI	PRI	F ₁	F ₂ -F ₃	-F ₄
Turns	2040	146	290	240	13	11	17
Taps	1020		265			5	
Wind. Lgth.	1.75						
Wire Size	#30	#30	#21	#24	#17	#20	#20
T.P.L.	146-14		53-6L	74-4			7
Kind Term.	#20		#20		WIRES ONLY		
Term. Lgth.	9"	3"	9"				
Layer Insul.	double 20#		50#				
Test Volt.							
Wrapper	21007VC	11007VC		21007GA			21007GA
TUBE	71007			IMPREGNATION			
CORE					PRIMARY V.A.		
MOUNTING	A						



DESIGNED BY *Gulaver* DATE *3/9/38*

Ed - 115-117-120V

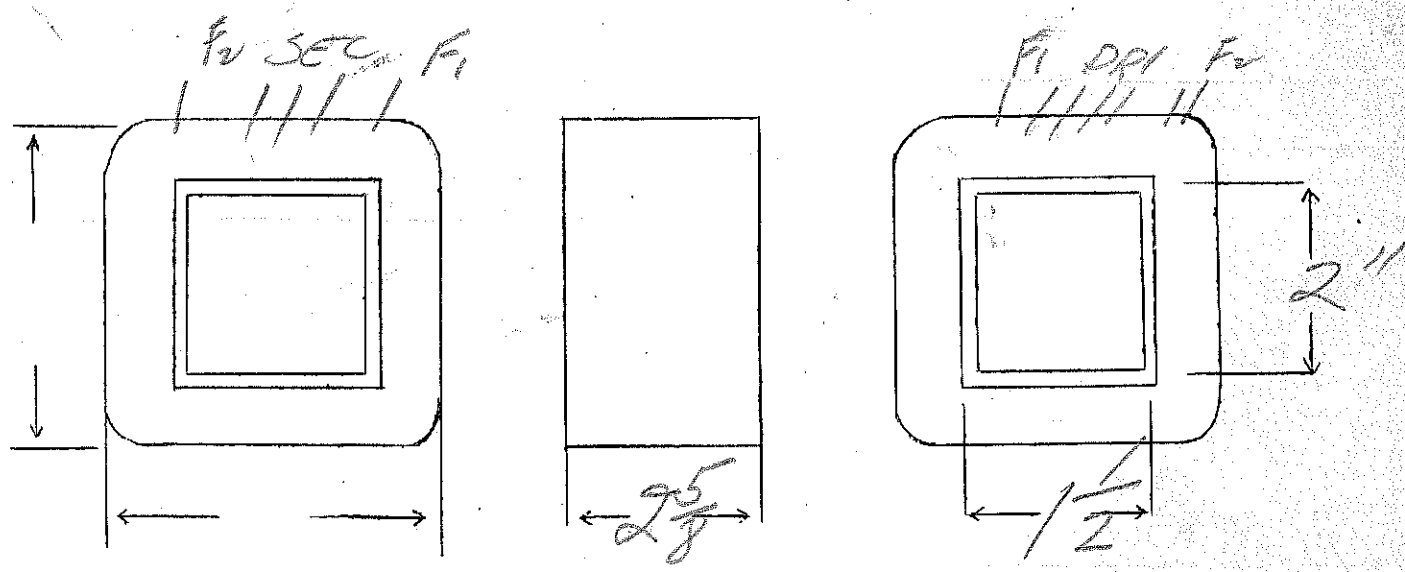
ES - 1000VCT-400MA - to deliver 300Vdc-400ma - special filler
 EF - 5V-6amp, EF-6.3VCT-4amp

3862

SPEC. NO. 22

Winding	SEC	SHIELD	DRI	green F1	shield F2		
Turns	2400	1	264 Red 258 Red	12	15		
Taps	1200		253 Red 0 white		7		
Wind. Lgth.	2 1/4						
Wire Size	#26	shinn stack	#18	double #17	#17		
T.P.L.	120-20		6				
Kind Term.	#20 Dulac	SIPA	WIRE ONLY				
Term. Lgth.	9" double	3"	9"	9"	9"		
Layer Insul.	20#		007K				
Test Volt.							
Wrapper	2L007VC	2L005GA	2L005GA		3L005GA		

TUBE	9L007	IMPREGNATION	VARNISH
CORE	1 1/2 x 2 - 2x2 stack	PRIMARY V.A.	
MOUNTING	A		



DESIGNED BY *gw*

DATE 3/10/38

EP 230V
ES 8V-015

N/E 17.5

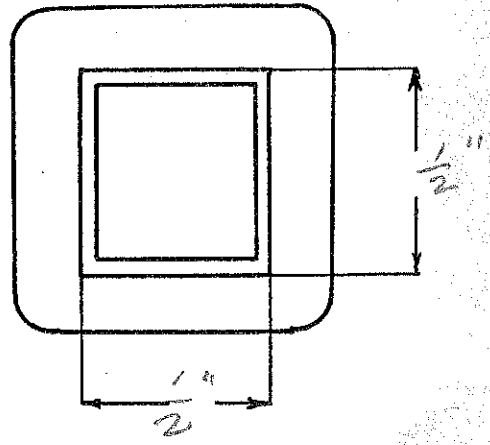

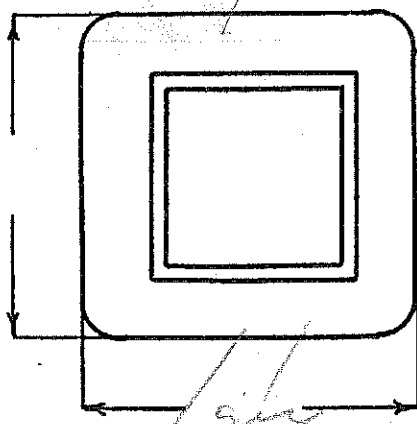
SPEC. NO. 3263-230V

Winding	Pr	Sec				
Turns	4000	160				
Taps	-	-				
Wind. Lgth.	5/8	5/8				
Wire Size	#39	#30				
T. P. L.	143-21	50-5				
Finish	5					
Type Lead	5@	5@				
Lead Lgth.	5"	5"				
Layer Insul.	16#					
Test Volt.						
Wrapper	26005 GA	26005 GA				

TUBE 56.005" GA IMPREGNATION Varnish

CORE 1/2" x 1/2" GA. 24 GRADE D STACK 2 x 2

MOUNTING D Leads out bottom




DESIGNED BY *Wb*

DATE 6/11/40

Ep 2 120V

50 - 17V @ 0.15 amp (10V max circ. mfg)



W/E-25

SPEC. NO.

3863

Winding	PR1	SEC				
Turns	3000	250	40%			
Taps						
Wind. Lgth.	5/8	5/8" = 0.625"				
Wire Size	#39	#30				
T.P.L.	43-21	50-5				
Kind Term.	#22 Pv. Fv.	#22 Pv. Fv.				
Term. Lgth.	5"	5"				
Layer Insul.	12-76#	12-30#				
Test Volt.	1500					
Wrapper	12 009 VC	20056A				

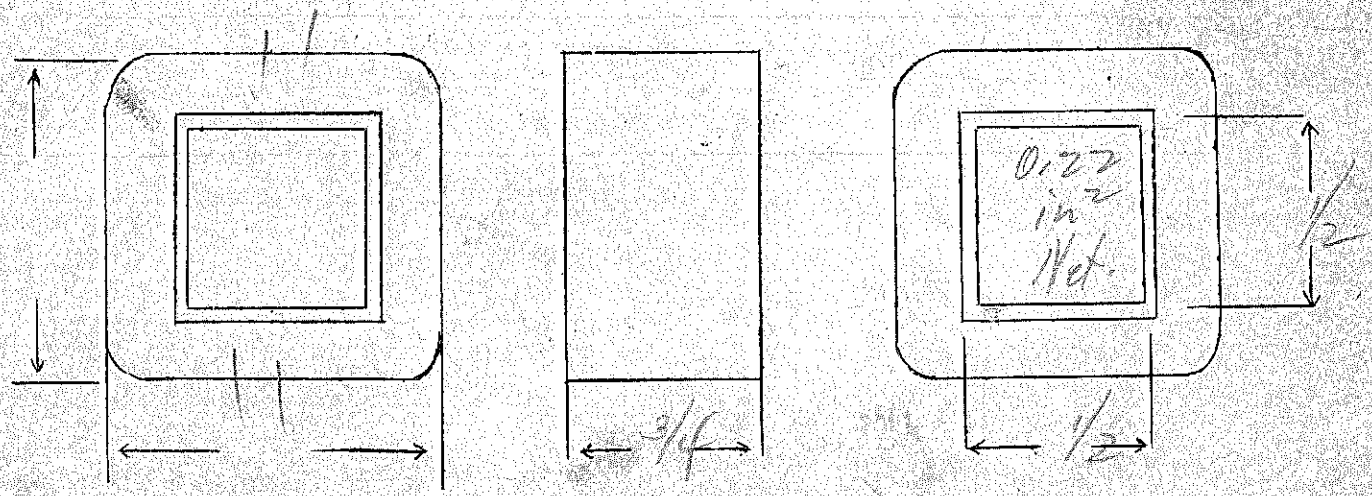
TUBE | 52007 | IMPREGNATION | VARNISH

CORE | 2x2 stack | PRIMARY V.A.

MOUNTING | D - Leads out bottom

Cu = 1065-667
Fe = 68.2 @ 60w
TPV = 25.0
Wire Wt = 0.210" (0.160")

Sec VA = 0.105 $\alpha = 83$
Pv VA = 0.14 $\cos \theta = 90$
Pv I = 1.17 ma



TESTED BY

[Signature]

DATE

3/11/39

Pri


Sec

Black

Yellow

Black

Yellow



$P_{ri} = 110V - 60w$
 $F_1 = 6.3V CT @ 8.6A$
 $F_2, F_3, F_4 = 5V @ 3A$
 $F_5 = 10V @ 3.25A$

FILAMENT

(Phelps - Dodge Copper Prod)
 (Warner & Tumble)
 SOUND PRODUCTS CO.
 SPEC. NO. 3864

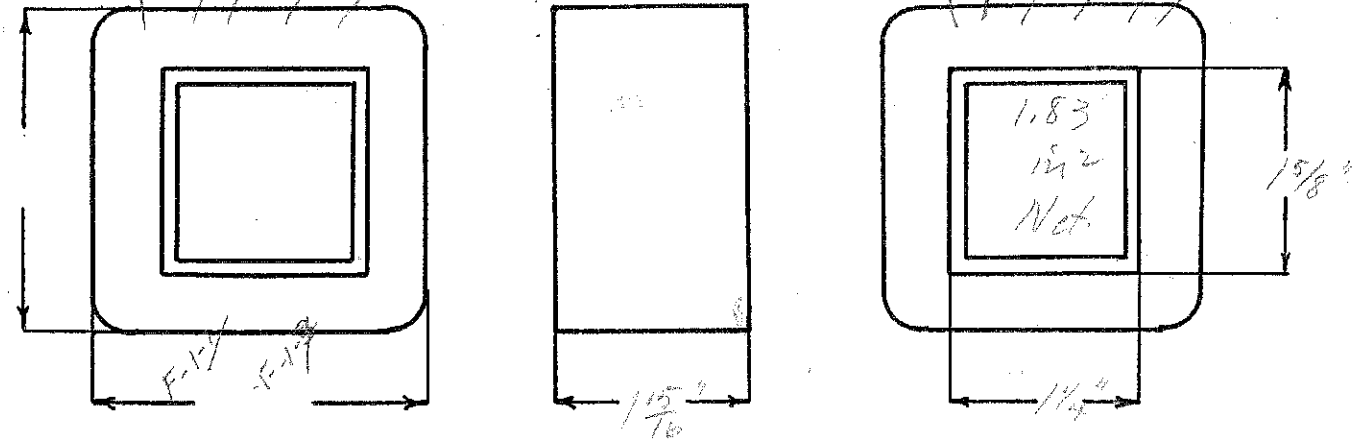
Winding	P_{ri}	F_2	F_3	F_5	F_1	F_4
Turns	336	17	247	342	21	17
Taps	—	—	—	—	10 1/2	—
Wind. Lgth.	1 3/4"	← 1 3/4" →	← 1 3/4" →	1 3/4"	← 1 3/4" →	← 1 3/4" →
Wire Size	#20	#18	#18	#17	2-#16	#18
T. P. L.	48-7L	17-1/2L	17-1/2L	34-1L	15-1 1/2L	17-1/2L
Finish	91%	40%	40%	91%	90%	40%
Type Lead	#1-20 Pr. Br.	W.O. Sleeve	W.O. Sleeve	W.O. Sleeve	W.O. Sleeve	W.O. Sleeve
Lead Lgth.	6"	6"	6"	6"	6"	6"
Layer Insul.	1L 50#4	—	—	—	1L 010#A	—
Test Volt.	1500V	ONE LAYER	—	—	ONE LAYER	—
Wrapper	2L	2L	2L	2L	2L	2L

TUBE 7L-007 6H IMPREGNATION Double Varnish

CORE 1/4 x 1 5/8" E & I GA. 24 GRADE D STACK 2 x 2

MOUNTING "AA" Note: Multi Wind P_{ri} - Same Wind all Sides.

$C_0 = 639-541-541-630-600-541$
 $F_c = 68.3 @ 60w$
 $TPV = 3.0$
 Wire Net = 0.565" (0.444")
 $S \text{ Sec } VA = 132$
 $P_{ri} VA = 176$
 $P_{ri} I = 1.6 A$
 $\eta = 83\%$ $\cos \phi = 90$
 $F_1 - 2 F_5 - P_{ri} - 2 F_3 - 1 F_2 - 2 F_4 - 1 F_1 - 2 F_3 - 2$



DESIGNED BY *HLR*

DATE 11-10-41

Pr1
Black
110V
Black


Blue
OCT 6.3V @ 8.6A F1
Blue

Black
5V @ 3A F2
Black

Red
5V @ 3A F3
Red

Green
5V @ 3A F4
Green

White
100 @ 3.75A F5
White



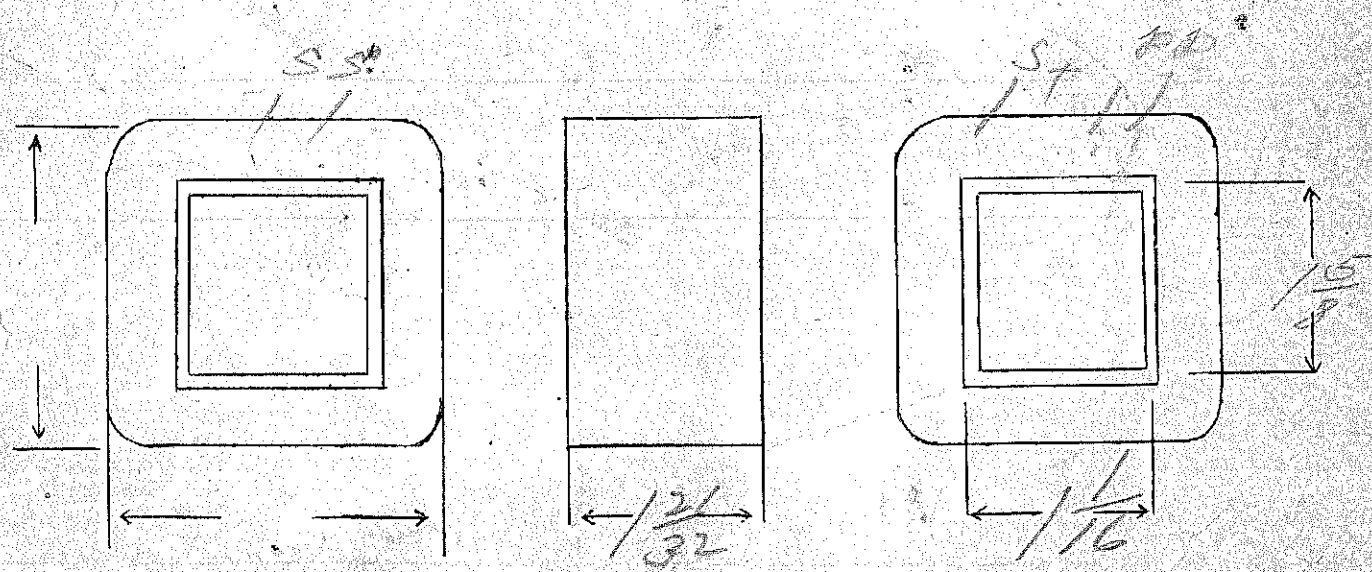
Ep - 117V
 Es - 730VCT - 95 ma
 Ef - 5V - 2 amp
 Ef - 6.3V - 2.6 amp

3.89

SPEC. NO. 3865

Winding	SEC	SHIELD	PR1	F1	F2		
Turns	3000	1	455	26	22		
Taps	1500						
Wind. Lgth.	1 15/32						
Wire Size	#33	Shim Block	#23	#18	#20		
T.P.L.	170-18		57-8				
Kind Term.	#20	Sil Br	#20	WIRES ONLY			
Term. Lgth.	Leads cut to length						
Layer Insul.	double #16		50				
Test Volt.							
Wrapper	1L007R	1L005W	2L005A	2L005EA	2L005EA		

TUBE 7L007 IMPREGNATION VARNISH
 CORE stack 1x1 PRIMARY V.A.
 MOUNTING A



DESIGNED BY Grewer DATE 3/8/38

WU 115

2.18 2.5V 1.49 6.3V 5V 20.0 350 350 450
 50ms

360

SPEC. NO.

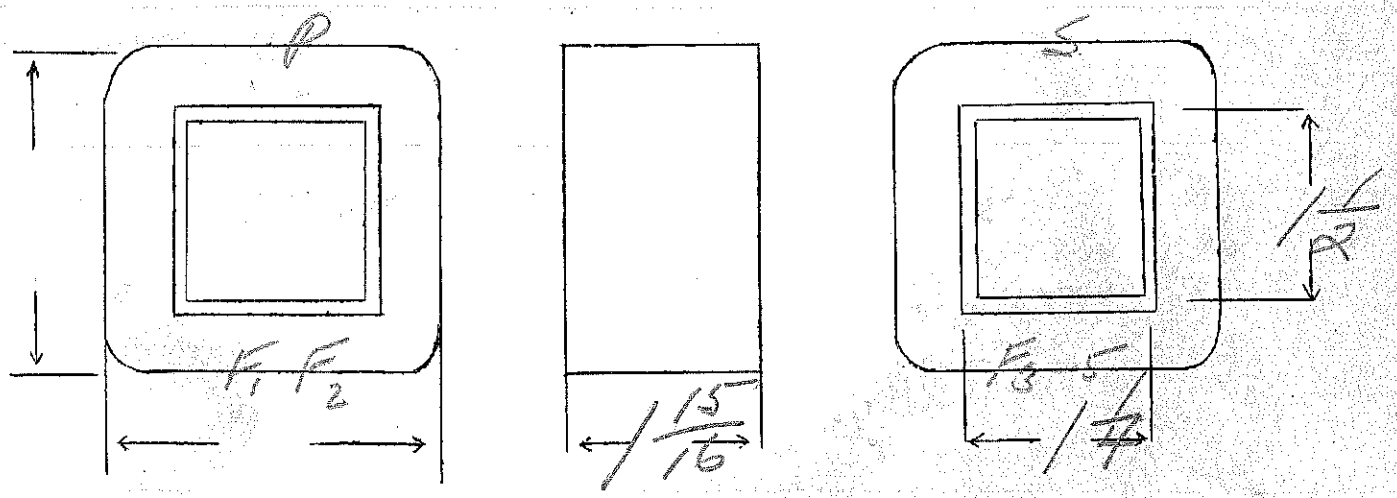
3866

	DR1	SHIELD	JEC	both green	blue	white	black
Winding	DR1	SHIELD	JEC	F1+F2	F3	F4	F5
Turns	415	1	4400 3080	20	25	10	10
Taps			1760	—	—	—	—
Wind. Lgth.	1.75	✓	✓	✓	✓		
Wire Size	#22	shim 50	#34	#19	#23	#20	#19
T.P.L.	60-7		220-20	12			
Kind Term.	#20 200	sil Pa	#20 200	WIRE ONLY			
Term. Lgth.	9"	3"	9"	9"	✓	✓	✓
Layer Insul.	50#		double 20#				
Test Volt.							
Wrapper	1007VC	1007VC	2007VC				2005GA

TUBE	7607	IMPREGNATION	VARNISH
CORE	— 24 Ga — 2x2	PRIMARY V.A.	
MOUNTING	A		

See Common red 3470
 Tap #1 — blue 3470
 Tap #2 — green 3470
 Tap #3 — white 3470

1326



DESIGNED BY *Geo*

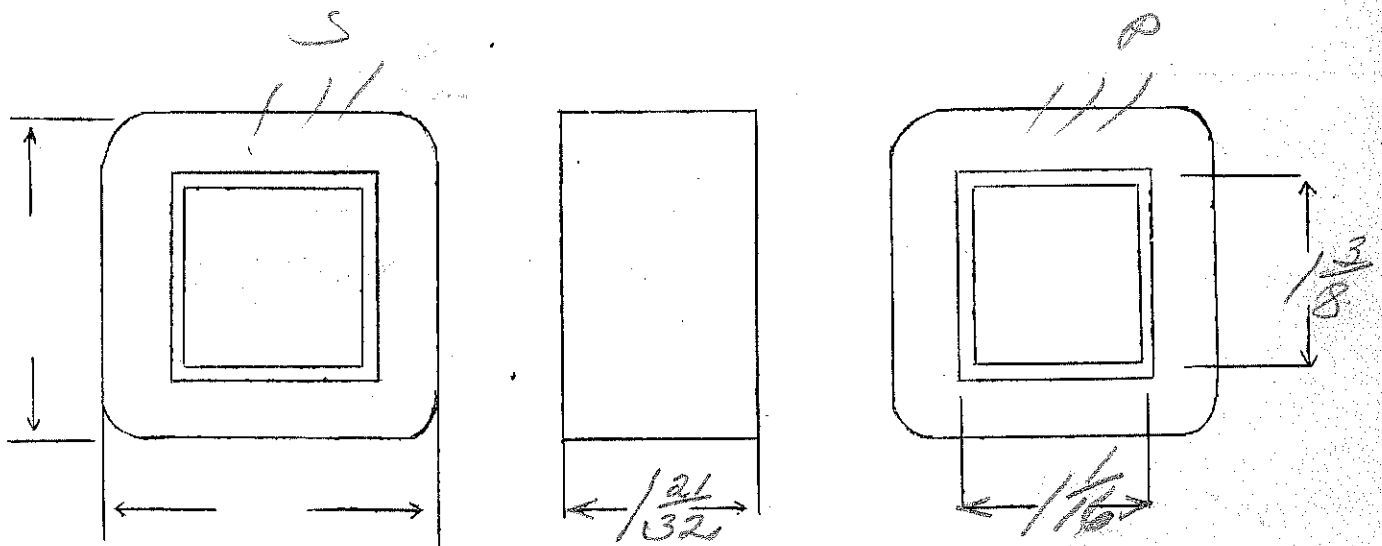
DATE 2/8/38

Ep - 12VCT - vibrator source

ES - 700VCT - 100ma

SPEC. NO. 3867

Winding	SEC	SHIELD	PRI			
Turns	4100	1	54			
Taps	2050		27			
Wind. Lgth.	1 ¹⁵ / ₃₂					
Wire Size	#33	SHIM STOCK	#14			
T.P.L.	173-24					
Kind Term.	#20 Par B		W.D.			
Term. Lgth.	9"	3"	9"			
Layer Insul.	double 20d					
Test Volt.						
Wrapper	2L007VC	2L005GA	2L005GA			
TUBE	7L007		IMPREGNATION		Varnish	
CORE					PRIMARY V.A.	
MOUNTING	A - copper strap over laminator					



DESIGNED BY *Sw*

DATE *3/17/38*

EP-110V


EF-6V-20amp - 40,000V test

USE 2112

SEC. NO.

3868

Winding	P	S					
Turns	235	14					
Taps	—	—					
Wind. Lgth.	2-3/8	7/8"					
Wire Size	#21	#9					
T.P.L.	70-4	24					
Kind Term.	WIRE ONLY						
Term. Lgth.							
Layer Insul.	double 4#	.001K					
Test Volt.							
Wrapper	142007K	142007K 102007K 21007K					
TUBE	94007		IMPREGNATION		YARNISH		
CORE					PRIMARY V.A.		
MOUNTING	J						



DESIGNED BY

gw

DATE

3/14/38

Pri - 90, 100, 115, 130V - 60V

Sec#1 - 2600V CT @ 100ma

Sec#2 - 1600V CT @ 300ma

Warner + Tumble
SOUND PRODUCTS CO

SPEC. NO. 3869

POWER

Winding	Sec#1	Sec#2		Pri			
Turns	4300	2650		200			
Taps	2150	1325		176 - 153 - 138			
Wind. Lgth.	2 1/4"	2 1/4"		2 1/16"			
Wire Size	#30	#29		#17			
T. P. L.	180-246	166-162		50-44			
Finish	87%	90%		96%			
Type Lead	#20 Dulac	#20 Dulac		#20, Slange			
Lead Lgth.	10"	10"		10"			
Layer Insul.	1L 40#6	1L 40#6		1L 005 GA			
Test Volt.	5500V	4500V		1500V			
Wrapper	3L 007VC	2L 007VC		2L 005 GA			

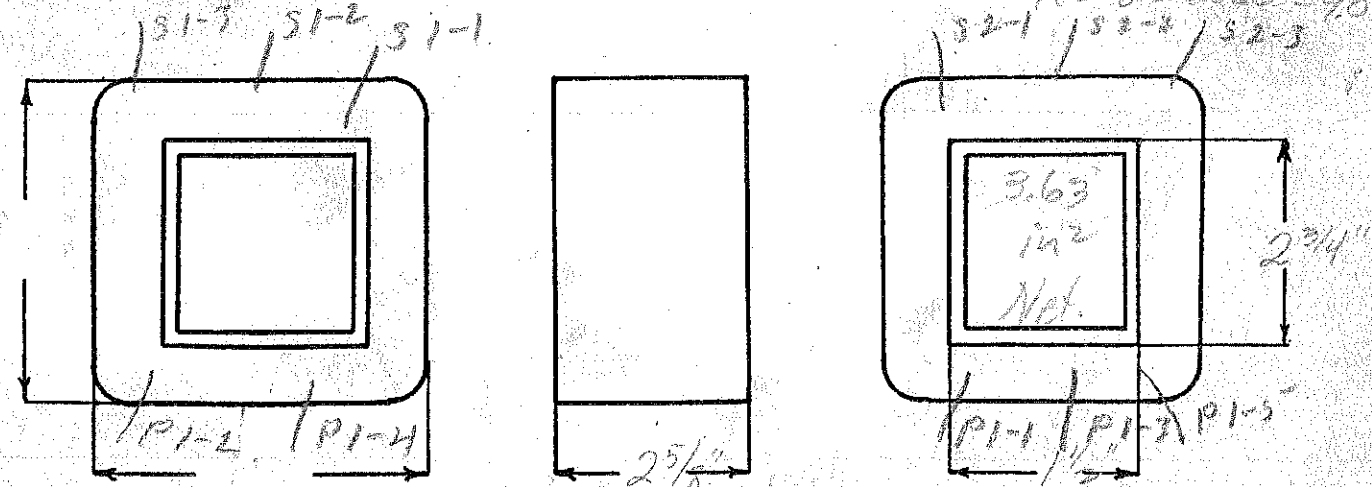
TUBE AL-007 GR + 1L-007VC IMPREGNATION DOUBLE VARNISH

CORE 1 3/4" 2 3/4" GA. 24 GRADE D STACK 2x2

MOUNTING "AA" Note: Multi Wind both Secs. Single Wind Prim.

Cu = 1040 - 1055 - 375 @ 90V, 542 @ 130V
 Fe = 67 @ 100V
 TPV = 1.54 0.739 (0.737)
 Wire Nd = 375 @ 130V

2 Sec VA = 368
 Pri VA = 492
 Pri I = 5.47 Amps @ 90V
 r = 83 @ 130V - 90
 S2-1 / S2-2 / S2-3



DESIGNED BY HWR
 OLD SPEC IN OBSOLETE

DATE 11-17-41

B1

0V BLACK P1-1

90V BLUE P1-2

100V GREEN P1-3

115V RED P1-4

130V WHITE P1-5

31-1 Red



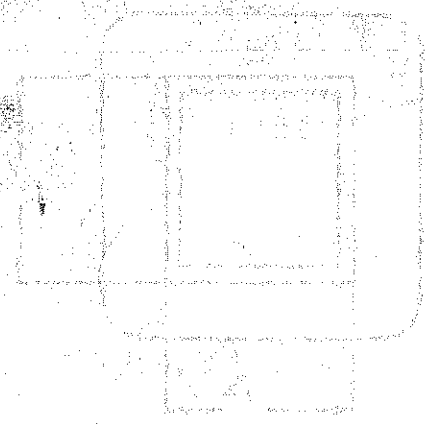
Blue at 2600V @ 160ma

31-2 Red

32-1 Black

White at 1600V @ 200ma

32-2 Black

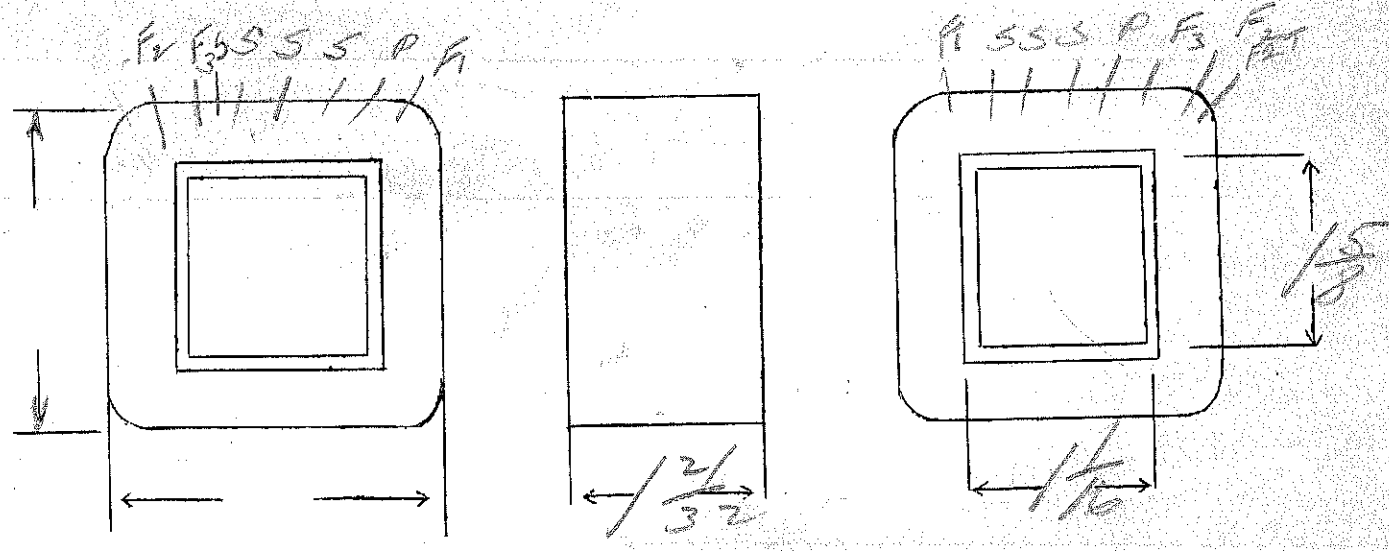


Ep-115
 ES1 - 750VCT - 80mA
 ES2 - 500VCT - 15mA

Split sec

EF1 - 5V - 2amp
 EF2 - 2.5V - 3amp
 EF3 - 2.5V - 2amp
 SPEC. NO. 3870

Winding	SEC ₁	SEC ₂	SHIELD	PRI	F ₁	F ₂	F ₃
Turns	2700	1900	56	380	18	9	9
Taps	1350	950	-	-	-	5	-
Wind. Lgth.	$\frac{18}{32}$						
Wire Size	#34	#39	#23	#23	#20	#18	#20
T.P.L.	193-14	330-6		56-7			
Kind Term.	Sil Brand			w.o.	WIRE ONLY		
Term. Lgth.	3"	3"					
Layer Insul.	double 16#	double 16#		50#			
Test Volt.							
Wrapper	1400VC	1400VC	1400SVC	2400SGA			2400SGA
TUBE	74007			IMPREGNATION	VARNISH		
CORE				PRIMARY V.A.			
MOUNTING	B						



DESIGNED BY Gur

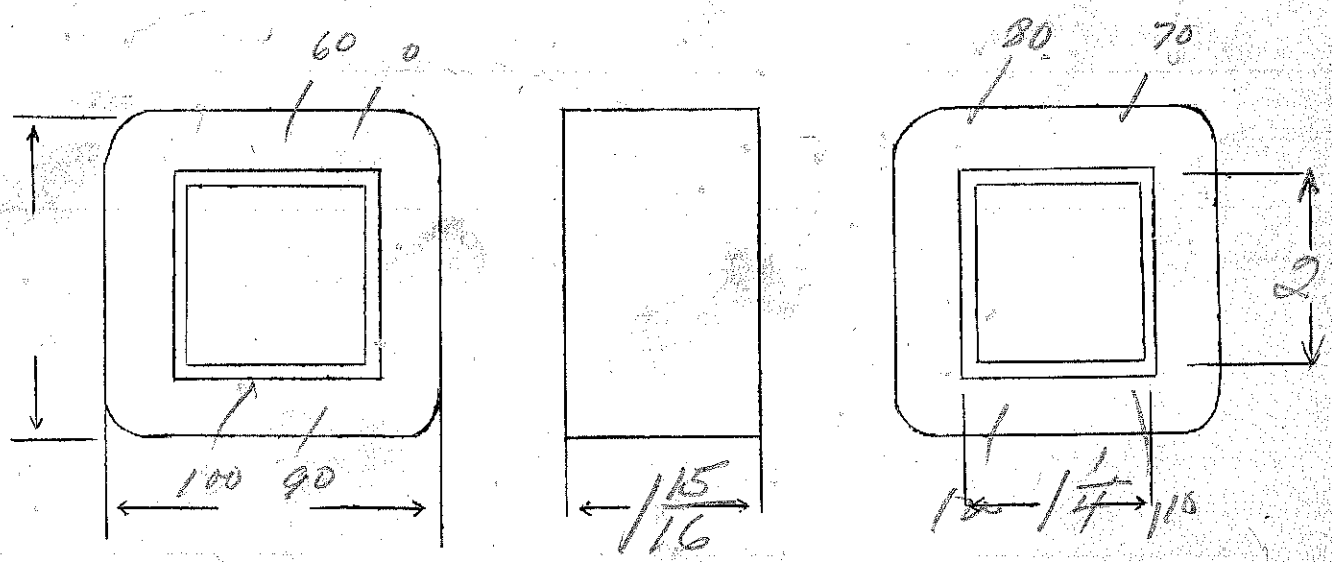
DATE 3/16/38

Ep - 120, 110 - 100 - 90 - 80 - 70 - 60V

250 watt auto transformer

2.75 SPEC. NO. 3871

Winding	PRI					
Turns	334					
Taps	307 - 278 - 250 - 223 - 195 - 167					
Wind. Lgth.	1.75					
Wire Size	#17					
T.P.L.	34-10					
Kind Term.	W.O.					
Term. Lgth.	4"					
Layer Insul.	007K					
Test Volt.						
Wrapper	320079A					
TUBE	72007		IMPREGNATION		VARNISH	
CORE					PRIMARY V.A.	
MOUNTING	F					



DESIGNED BY *GW*

DATE 3/25/38

RJ August - near type

Ep- 115V

ES - 3500V - 140MA

SPEC. NO. 3872

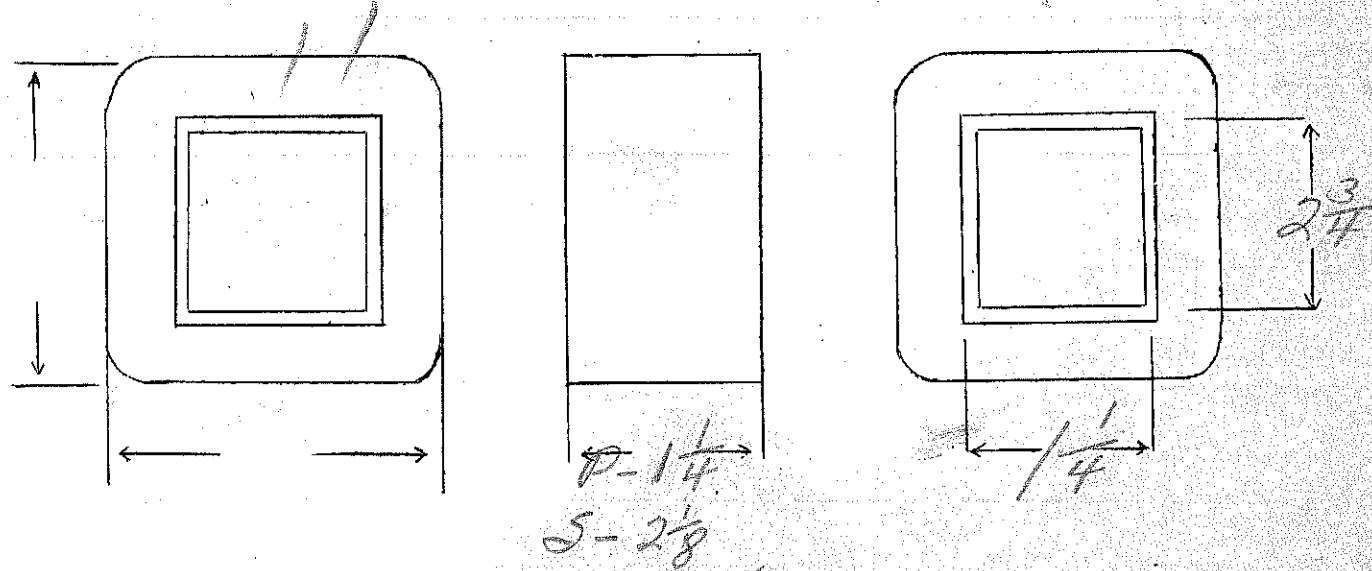
1.7

separate coils

Winding	PRI		SEC			
Turns	200		6700			
Taps						
Wind. Lgth.	15/16		1/2			
Wire Size	#17		#31			
T.P.L.	18-11		140-48			
Kind Term.	W.O.		sil Br	start lead in coil		
Term. Lgth.	3"		6"			
Layer Insul.	.007		double 20#			
Test Volt.						
Wrapper	31005GA		31007WC 21007GA			

TUBE	91007 + 21007WC or sec	IMPREGNATION	VARNISH
CORE	1 1/4 x 2 3/4 - Double E	PRIMARY V.A.	
MOUNTING	U -		

adjust gap to 120 mm



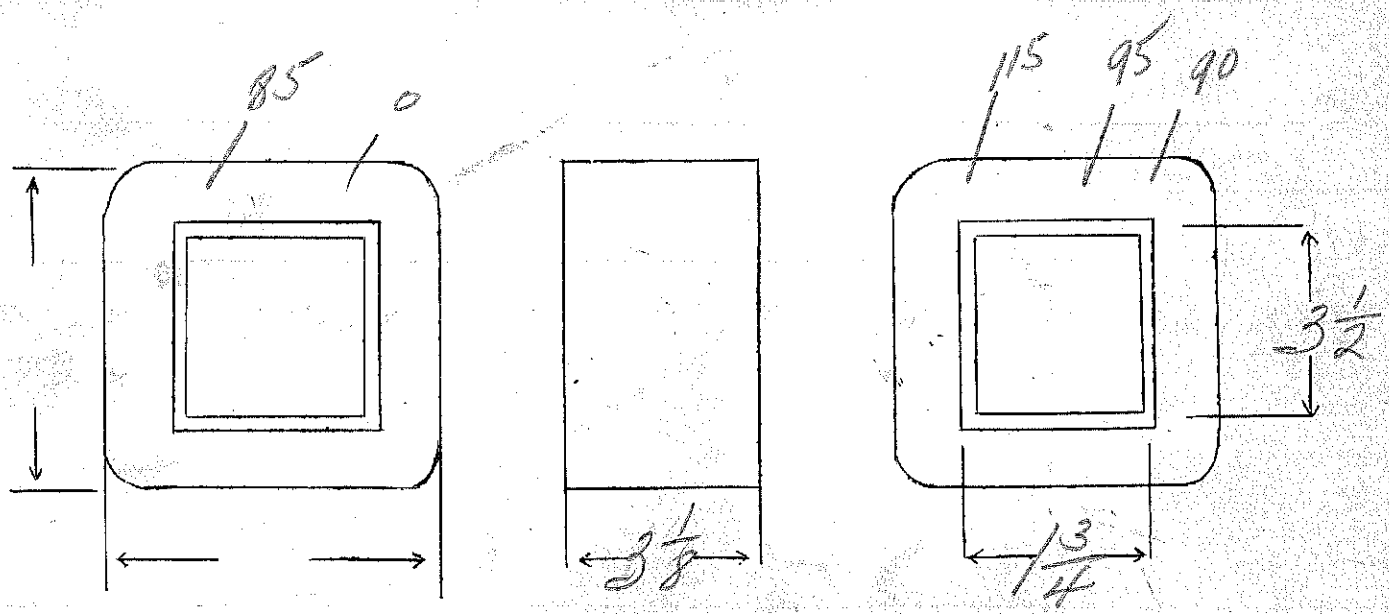
DESIGNED BY *gwo*

DATE 3/18/39

Step down 115 - 95 - 90 - 85V - reduced voltage
 for 4-10 amp lamps $N/E = 1.15$ SPEC. NO. 3873

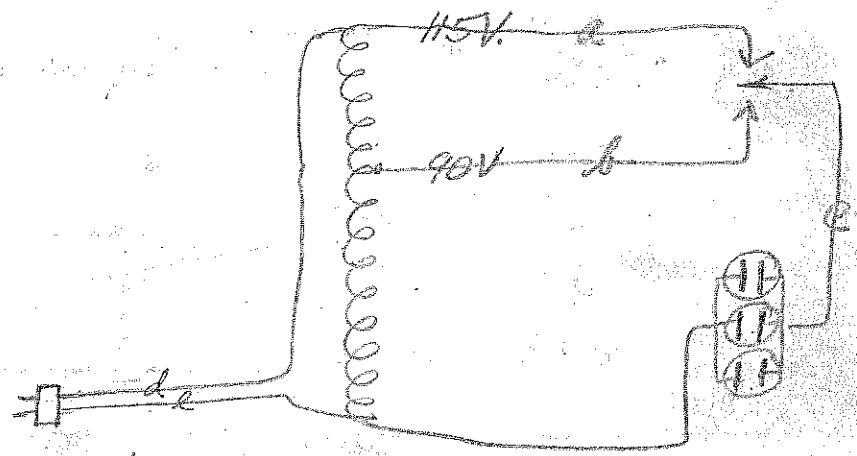
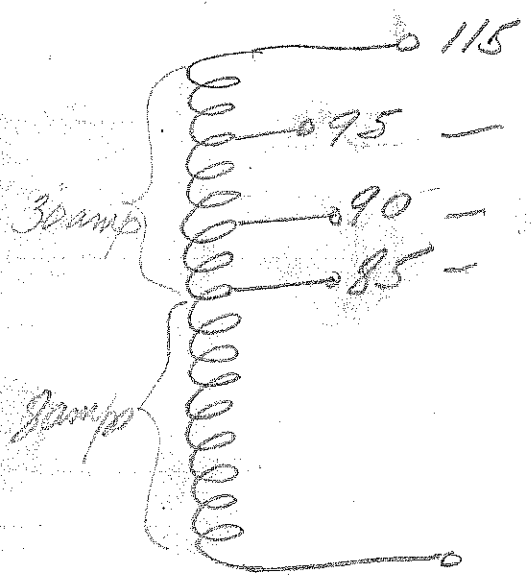
Winding	Continuous					
Turns	98	34				
Taps		12-6				
Wind. Lgth.	2 1/2					
Wire Size	#12	# double 10				
T.P.L.	4L	3L				
Kind Term.	WIRE	ONLY				
Term. Lgth.	6"	6"				
Layer Insul.	007K	007K				
Test Volt.						
Wrapper		3L005GA				

TUBE 10L007 IMPREGNATION VARNISH
 CORE PRIMARY V.A.
 MOUNTING in special sheet metal box



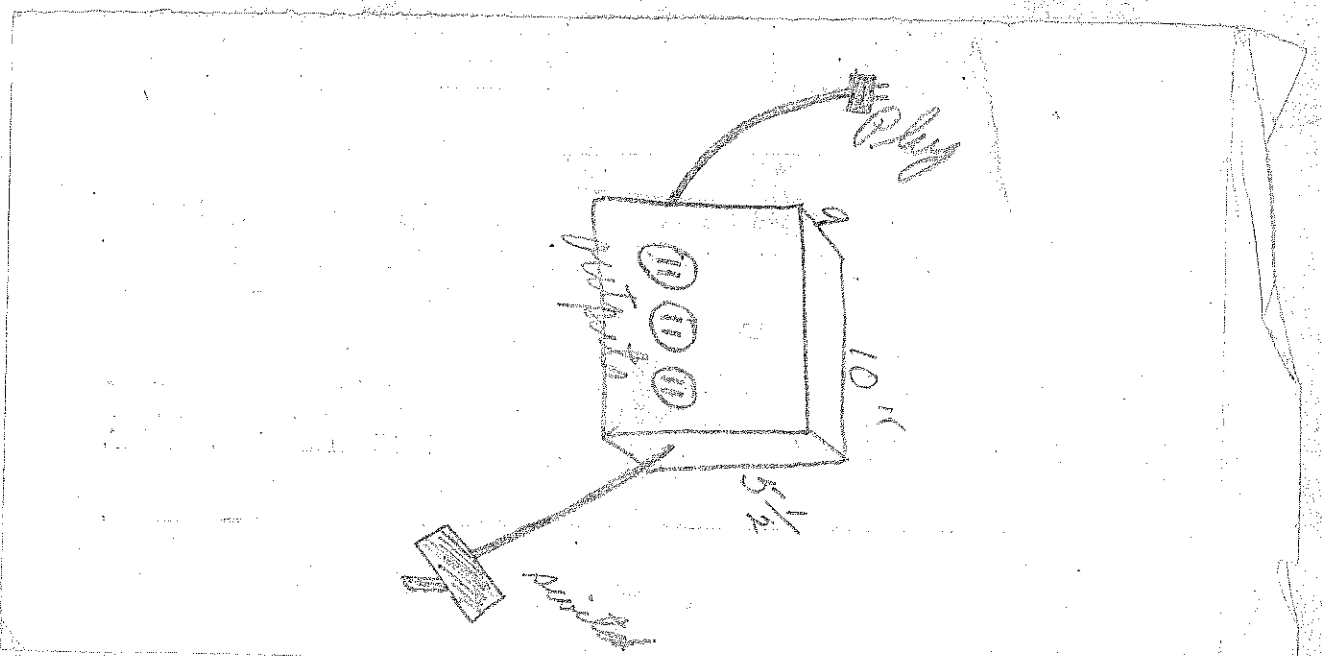
DESIGNED BY *Gweaver* DATE 3/16/38

- 1 - 98
- 2 -
- 3 -
- 4 -



d-e two wire cable
 a-b-c - three wire cable

Transformer & receptacles to be housed
 in metal box



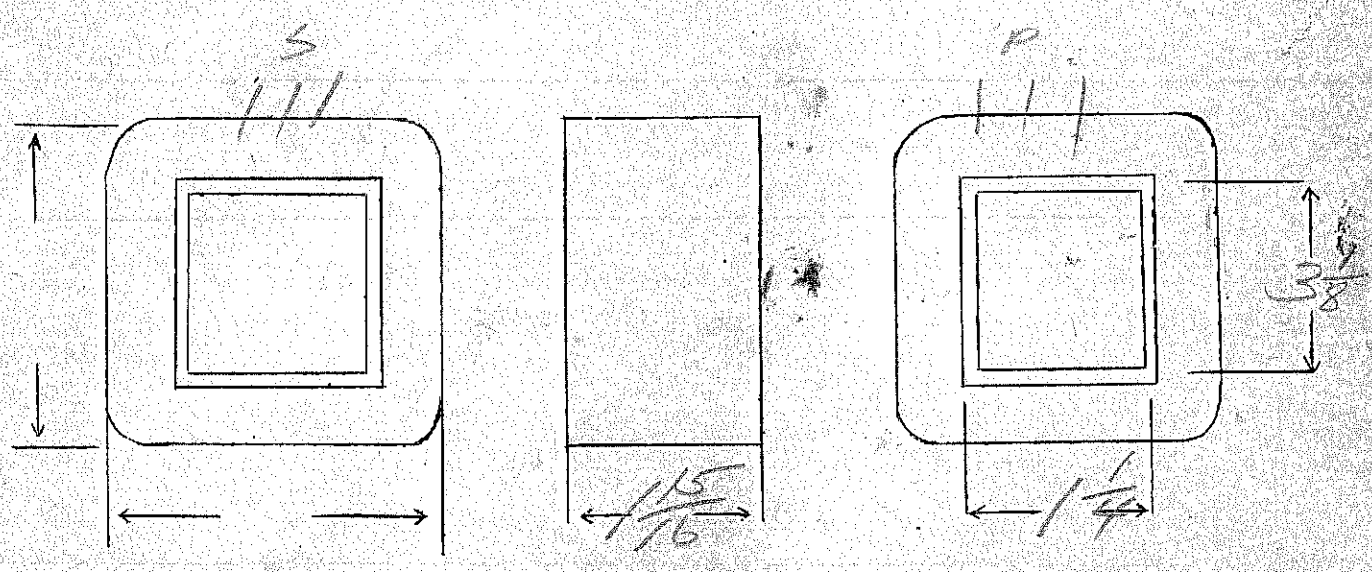
EP-105-120
 ES - 1200 VOLT - 300 ma

JOHN HENRY
 MARINEPHONE, INC.

1.666

SPEC. NO. 3874

Winding	SEC	PR				
Turns	2300	200	Blank			
Taps	1150	175	1150			
Wind. Lgth.	1.75	"				
Wire Size	#28	#19				
T.P.L.	116-20	42-5				
Kind Term.	#20 P.W.M.	w.u.				
Term. Lgth.	9"	9"				
Layer Insul.	#430	007K				
Test Volt.	2500VAC					
Wrapper	210076A	210076A				Double
TUBE	71007+11007K		IMPREGNATION	Varnish		
CORE			PRIMARY V.A.			
MOUNTING	A					

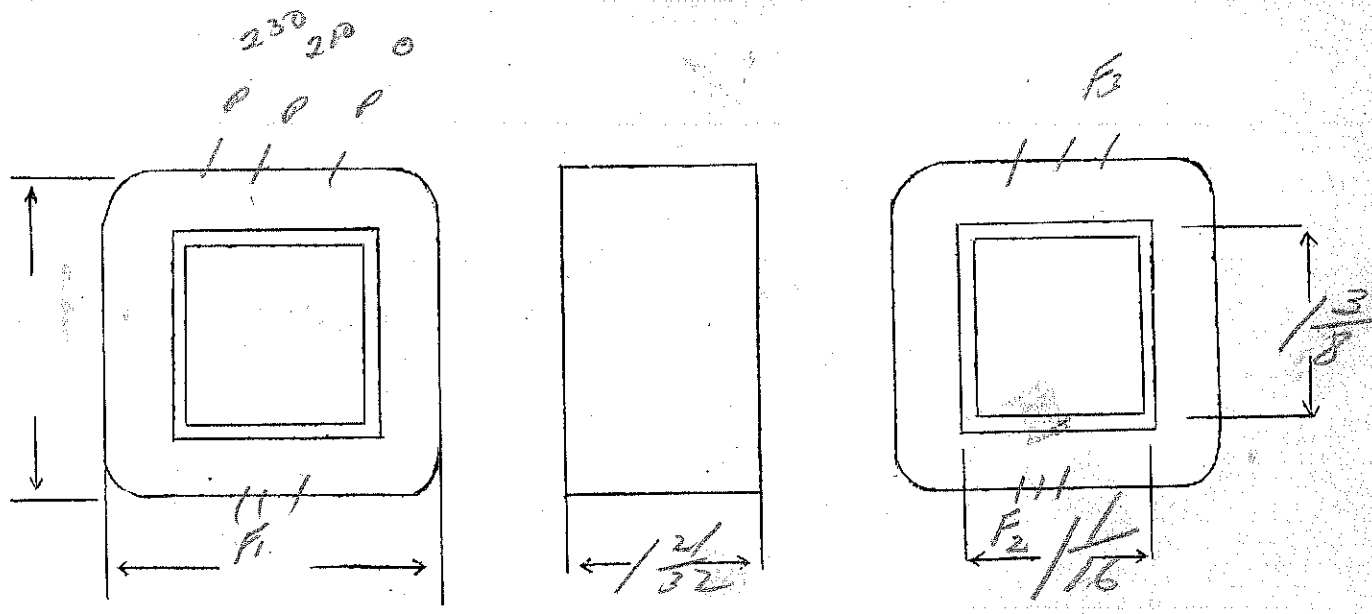


DESIGNED BY G.W.

DATE 3/20/38

Ep-210-230 Ef-75VCT-5amp
 Ef-6.3VCT-3amp $N/E=4$
 Ef-6.3VCT-3amp 5000V Ins. SPEC. NO. 3875

Winding	PR1	F1	F2	F3			
Turns	925	28	28	33			
Taps	850	14	14	16			
Wind. Lgth.	$1\frac{15}{32}$						
Wire Size	#26	#18	#18	#15			
T.P.L.	78.12	12	12	22			
Kind Term.	WIRE ONLY						
Term. Lgth.	3"	-	-	-			
Layer Insul.	50#						
Test Volt.							
Wrapper	21007VC 21005GA	21007VC 21005GA	21007VC 21005GA	21007VC 21005GA			DOUBLE
TUBE	7H007				IMPREGNATION		VARNISH
CORE					PRIMARY V.A.		
MOUNTING	BB						



DESIGNED BY *Gal* DATE 3/18/38

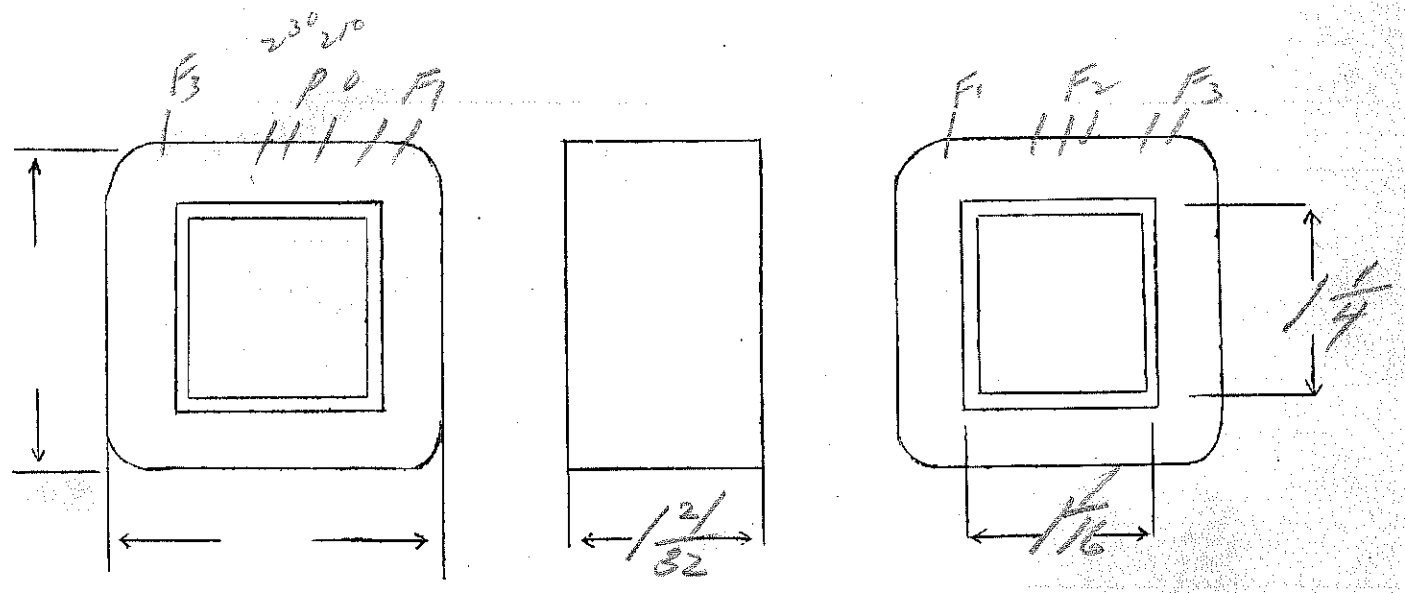
EP-210-230
 EF-63VCT-3amp
 EF-2.5VCT-3amp
 EF-7.5VCT-4amp

2500V Dms

N/E-4.35

SPEC. NO. 3876

Winding	PR1	F ₁	F ₂	F ₃			
Turns	1000	30	12	36			
Taps	925	15	6	18			
Wind. Lgth.	$\frac{15}{32}$						
Wire Size	#20	#18	#18	#17			
T.P.L.	77-13	1L	1L	2L			
Kind Term.	WIRE ONLY						
Term. Lgth.	3"	3"	3"	3"			
Layer Insul.	40#						
Test Volt.							
Wrapper	210056A ✓	✓	✓	210056A			
TUBE	7L007	IMPREGNATION			VARNISH		
CORE		PRIMARY V.A.					
MOUNTING	B						



DESIGNED BY *AW*

DATE 3/18/38

Ep - 110-120

similar to 3514-10

Es - 900-1100-1300-1500V - 300watt

Ef - 10V - 4amp

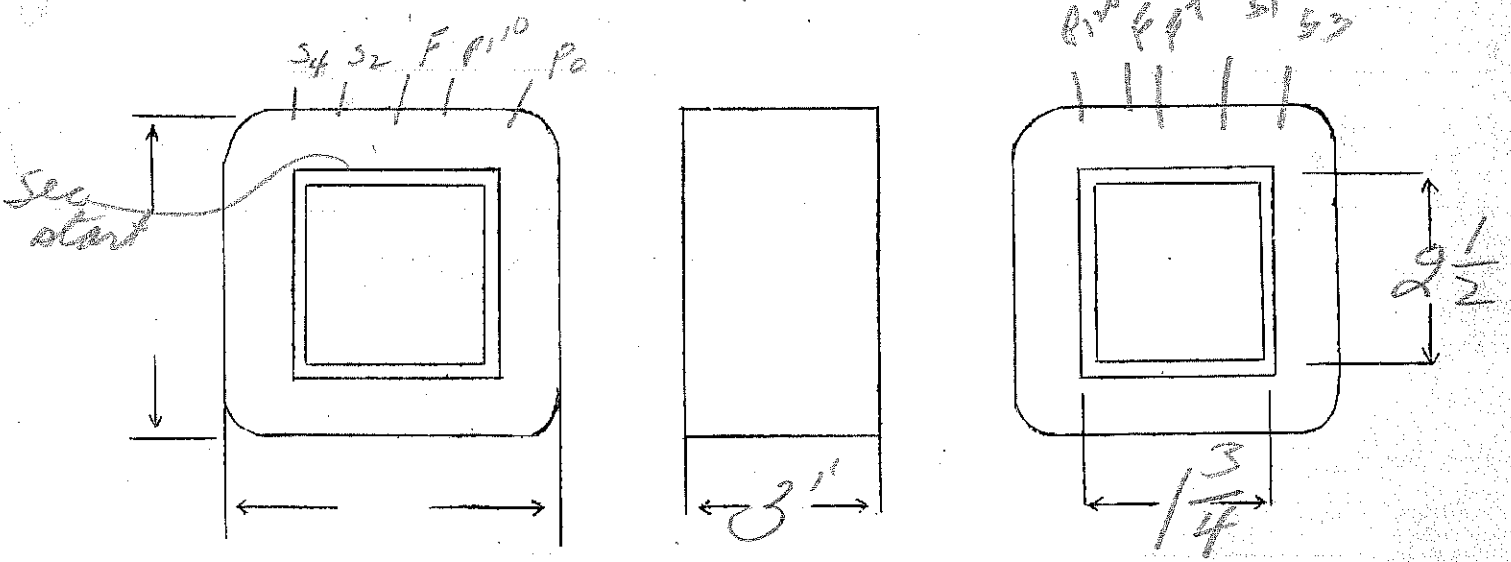
SPEC. NO. 3877

Winding	SEC		PRI	FIL			
Turns	2400 2040		175	16			
Taps	1680 1320		160	8			
Wind. Lgth.	2 1/4						
Wire Size	#26		#15	#16			
T.P.L.	120-20		35-5				
Kind Term.			W.O.	W.O.			
Term. Lgth.			3"	3"			
Layer Insul.	double 50#		007K				
Test Volt.	5M						
Wrapper	21007VC 21005GA		21005GA	21005GA			

TUBE 9L007+1K007VC IMPREGNATION VARNISH
 CORE PRIMARY V.A.

MOUNTING C - closed type - aluminum

see start - #20 Dulac, 8" long - 21007VC
 tops - "wire only" 3" to lugs
 21005GA under panel



DESIGNED BY *GW*

DATE 3/24/38

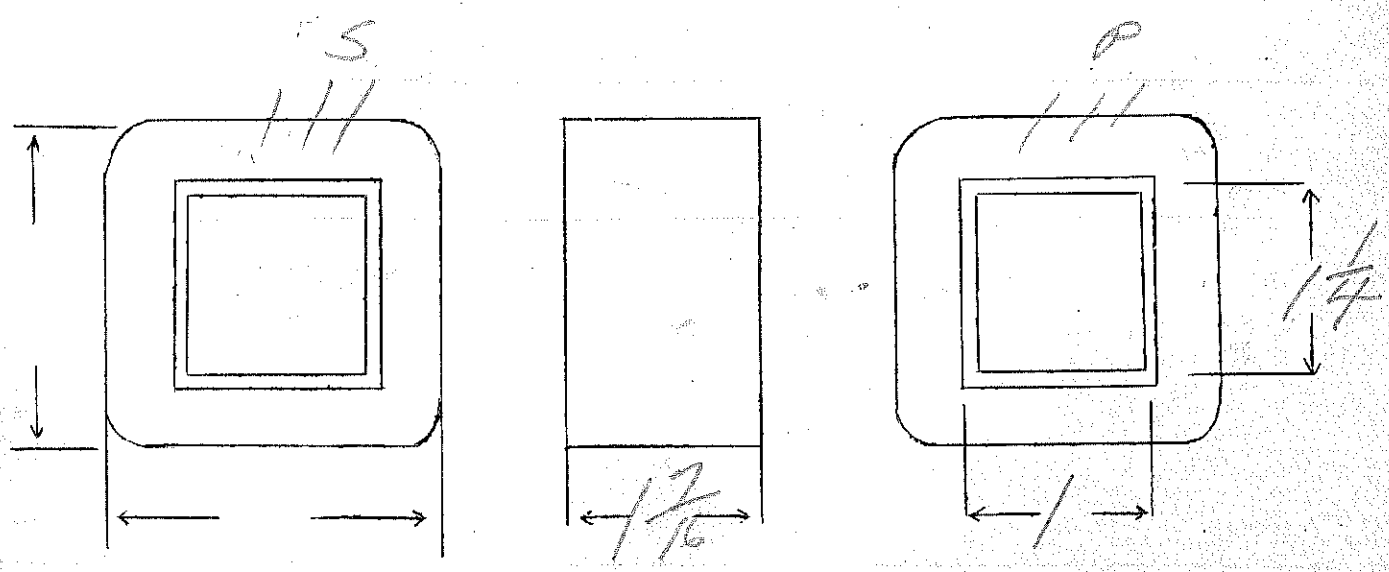
Ep - 220VCT for 110Vdc vibrator operation
 Es - 500VCT - 100 ma

105N

SPEC. NO. 3878

Winding	SEC	SHIELD	PRI				
Turns	2800	1	1000				
Taps	1400		500				
Wind. Lgth.	1.25		1.25				
Wire Size	#33	SHIM STOCK	#28				
T.P.L.	142-20		84-12				
Kind Term.	#20 DR	SIL BR	#20 PBR				
Term. Lgth.	9"	3"	9"				
Layer Insul.	double 14#		30#				
Test Volt.	2500	2500	2500				
Wrapper	26007K	14007K	260056A				
TUBE	76007		IMPREGNATION	VARNISH			
CORE			PRIMARY V.A.				
MOUNTING	A - copper band over lamination						

heavy finishing



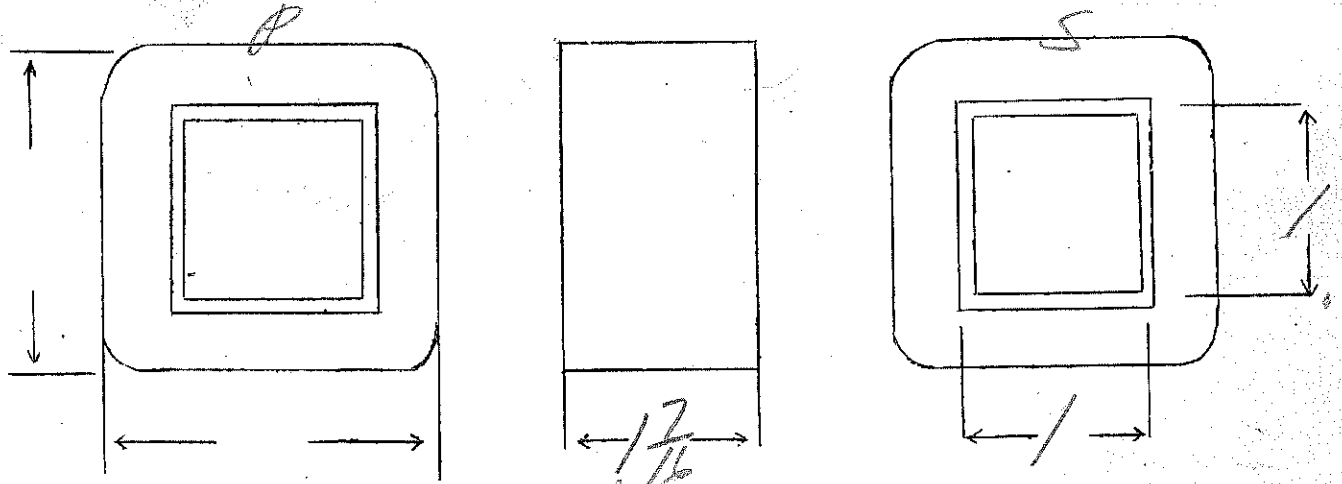
DESIGNED BY *glw*

DATE *3/25/38*

Ep-115
 Es-25VCT-2amp

SPEC. NO. 3879

Winding	PRI	SEC				
Turns	640	154				
Taps		77				
Wind. Lgth.	1.25					
Wire Size	#27	#20				
T.P.L.	749					
Kind Term.	WIRE ONLY					
Term. Lgth.	3"	3"				
Layer Insul.	40#	-				
Test Volt.						
Wrapper	2L005GA	2L005GA				
TUBE	7L007	IMPREGNATION	VARNISH			
CORE	1x1-2400 2x2	PRIMARY V.A.				
MOUNTING	B					



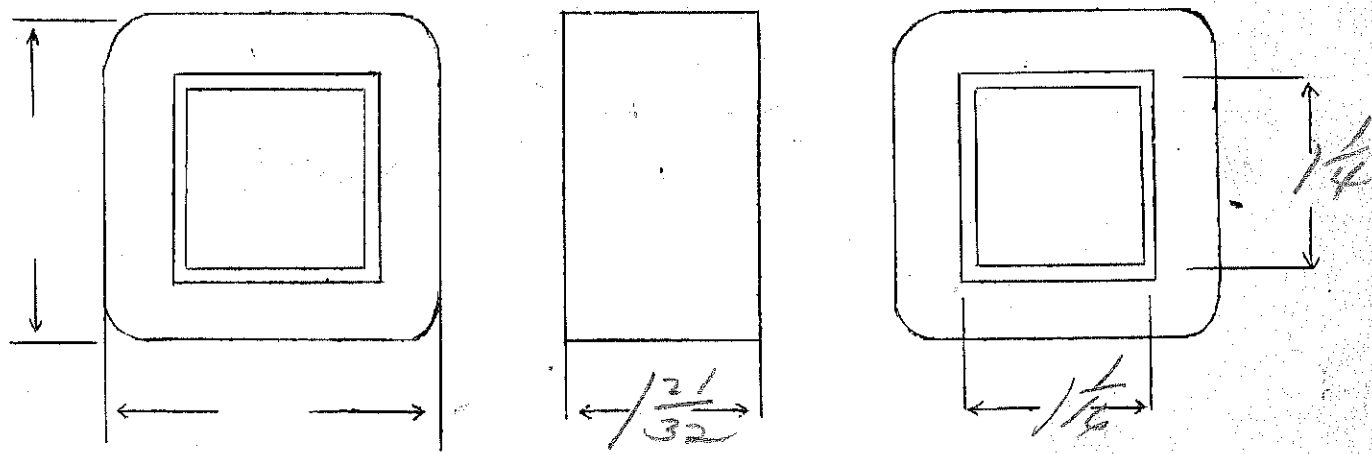
DESIGNED BY *gww*

DATE *3/19/38*

Ep - 115V - n 12VCT dc vibrator
 Es - 600VCT - 75 ma
 Es - 5V - 2 amp Es - 6.3V - 2.7A

SPEC. NO. 3880

Winding	P ₁	SHIELD	SEC	SHIELD	P ₂	F ₁	F ₂
Turns	553	1	3350	1	52	27	34
Taps	—	—	1675	—	26	—	—
Wind. Lgth.	$1\frac{15}{32}$	—	—	—	—	—	—
Wire Size	#26	SHIM	#34	SHIM	#17	#20	#18
T.P.L.	79-7	—	188-18	—	—	—	—
Kind Term.	#20 0.02	SB	#20 0.02	SB	—	—	—
Term. Lgth.	9"	3"	9"	3"	9"	—	—
Layer Insul.	50H	—	double 16H	—	—	—	—
Test Volt.	—	—	—	—	—	—	—
Wrapper	21005VC	21007VC	21007VC	21005GA	—	—	21005GA
TUBE	74007	IMPREGNATION			VARNISH		
CORE	PRIMARY V.A.						
MOUNTING	A - copper strip over lamination						



DESIGNED BY Glow DATE 3/19/38

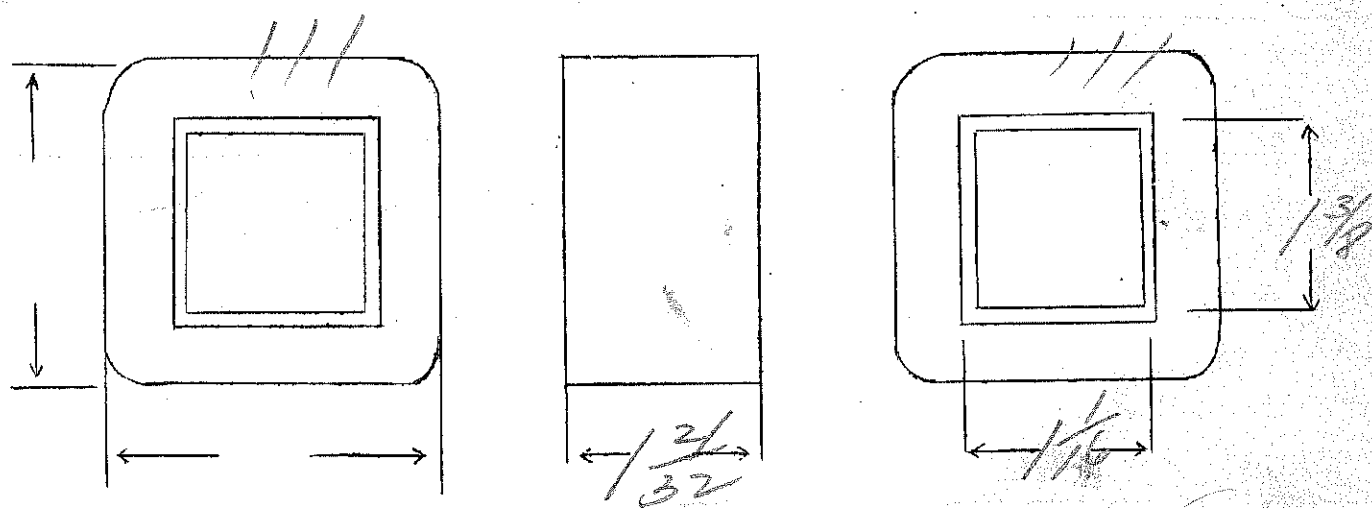
Ep - 24VCT - for 12V dc vibrator

Es -

SPEC. NO. 3881

Winding	SEC	SHIELD	PR1			
Turns	3200	1	88			
Taps	1600		44			
Wind. Lgth.	1 15/32		✓			
Wire Size	#32	SHIM	#17			
T.P.L.	150	STOCK	✓			
Kind Term.	#20 Pa	Sil Pa	W.O.			
Term. Lgth.	9"	3"	9"			
Layer Insul.	double 20T					
Test Volt.	2500	2500	2500			
Wrapper	2L007VC	2L005GA	2L005GA			
TUBE	7L007	IMPREGNATION		VARNISH		
CORE	24 Ga	PRIMARY V.A.				
MOUNTING	A - copper strip over lamination					

heavy finish



DESIGNED BY *GW*

DATE *3/23/38*

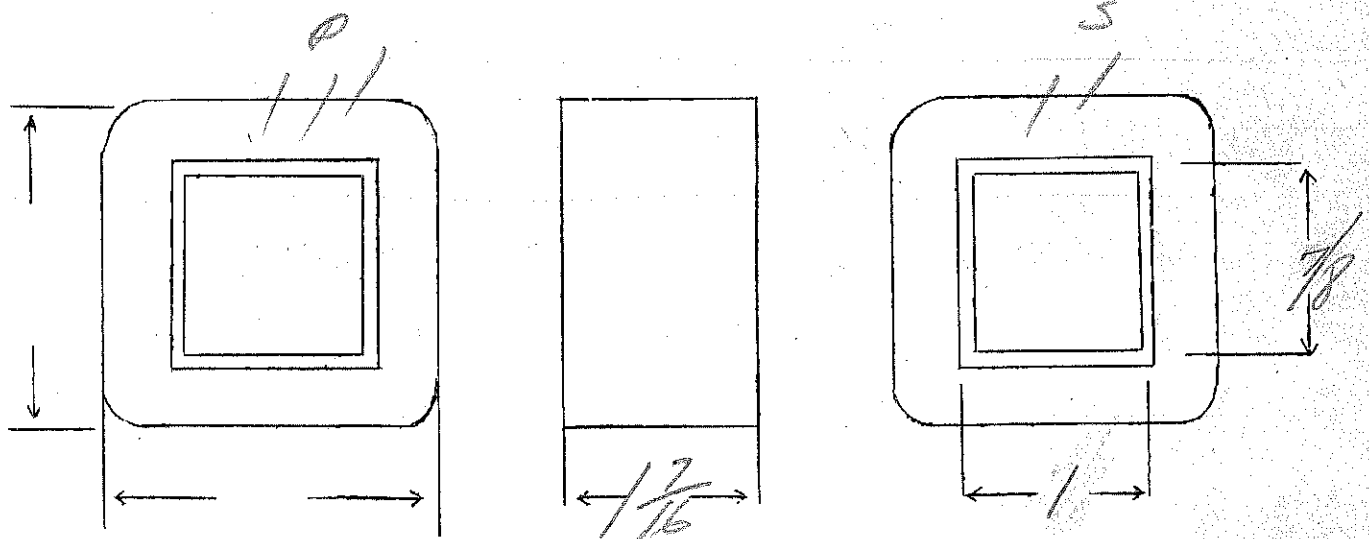
9742

PP25L6 output - 7:1 step up

36000 pri

SPEC. NO. 3882

Winding	PRI	SEC				
Turns	1840	10,000				
Taps	920	—				
Wind. Lgth.	1.25	1 1/8"				
Wire Size	#35	#39				
T.P.L.	184-10	260-39				
Kind Term.	Sil Brand	heavy finishing				
Term. Lgth.	3"	3"				
Layer Insul.	30#	d #16-H				
Test Volt.						
Wrapper	2007VC	1000VC 2005GA				
TUBE	760-07		IMPREGNATION	Varnish		
CORE	1x 7/8 - 24ga - 2x2			PRIMARY V.A.		
MOUNTING	B					



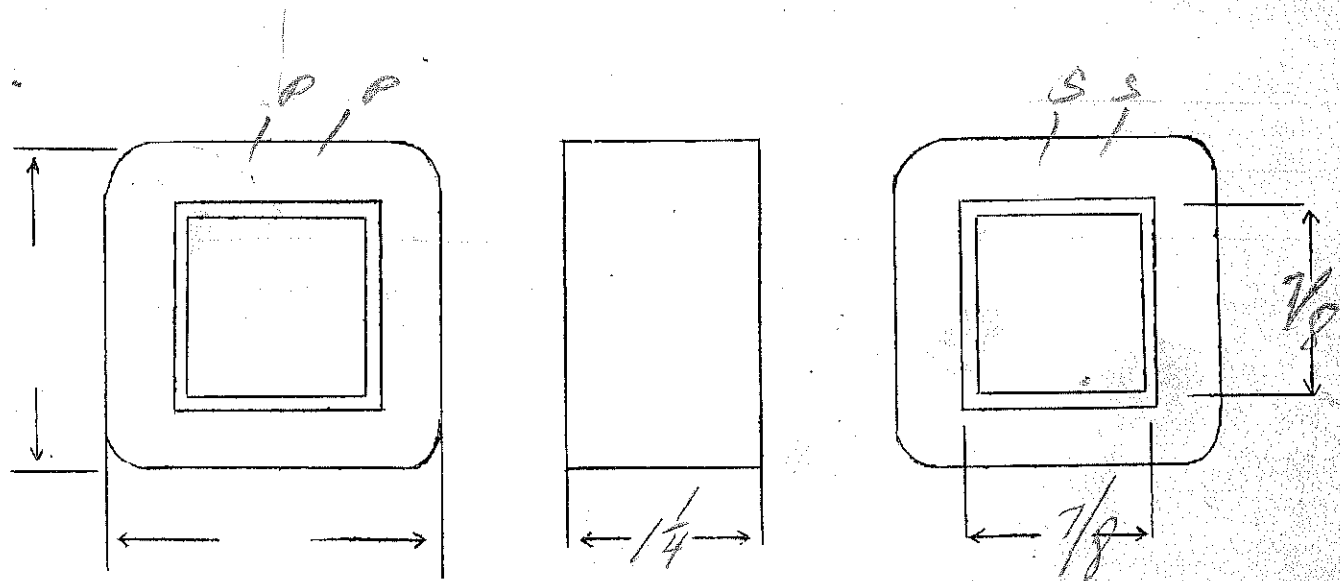
DESIGNED BY *Gul*

DATE *3/24/38*

SPEC. NO. 3883

Winding	P	S				
Turns	175	2000				
Taps						
Wind. Lgth.	1/16	1/16				
Wire Size	#22	#37				
T.P.L.	35-5	125-16				
Kind Term.	#20 P/B					
Term. Lgth.	6"	6"	spiral feet + lead layer double paper			
Layer Insul.	40#	double 20#				
Test Volt.						
Wrapper	3L007VC	2L007VC 2L005GA				

TUBE	5L007	IMPREGNATION	VARNISH
CORE	7/8 x 7/8 - Butt stack	PRIMARY V.A.	
MOUNTING	CCA to order	.005" gap	



DESIGNED BY

DATE

Step down 2300V/230V 60 cycle

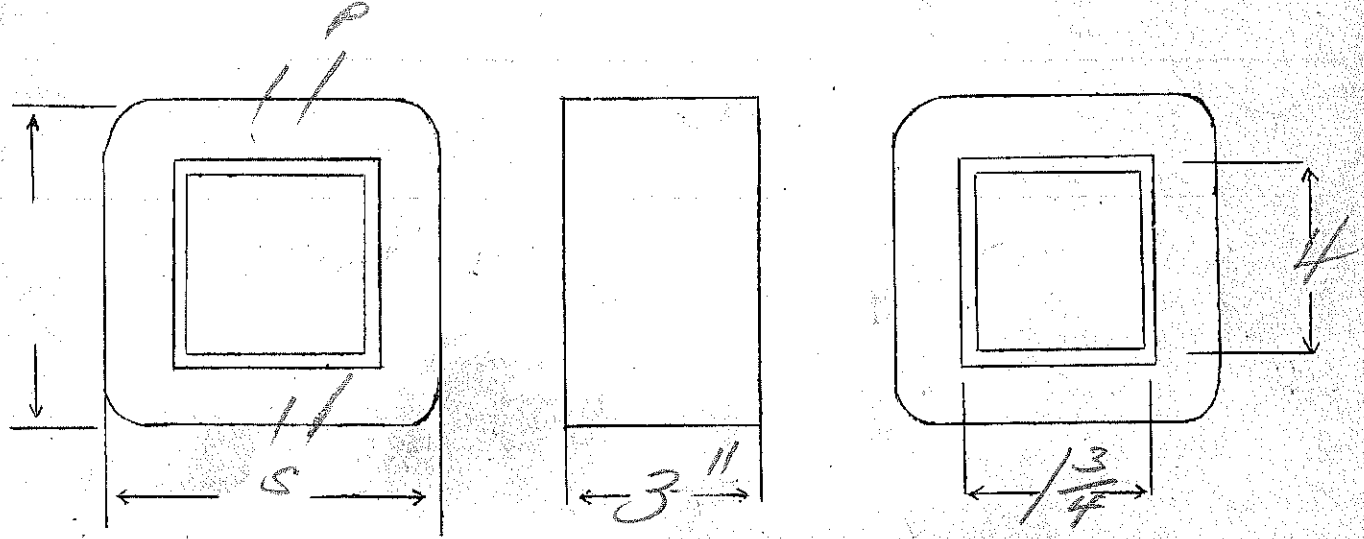
500VA continuous

N/E = 1.15

SPEC. NO. 3884

Winding	PRI	SEC.				
Turns	2640	280				
Taps	—	—				
Wind. Lgth.	2 1/4	—				
Wire Size	#26	#16				
T.P.L.	120-22	40-7				
Kind Term.	WIRE	ONLY				
Term. Lgth.	4"	4"				
Layer Insul.	double 40#	.007				
Test Volt.	7500					
Wrapper	32007VC 2L0056A	14007VC 2L0056A				
TUBE	10L007 + 2L007VC		IMPREGNATION	VARNISH		
CORE	1 3/4 x		PRIMARY V.A.			
MOUNTING	B - special bushing					

50.00 completely enclosed, provided with mounting feet, pig tail & bushing type high voltage terminal & stud or screw type low voltage terminal



DESIGNED BY *Geo*

DATE 3/24/39

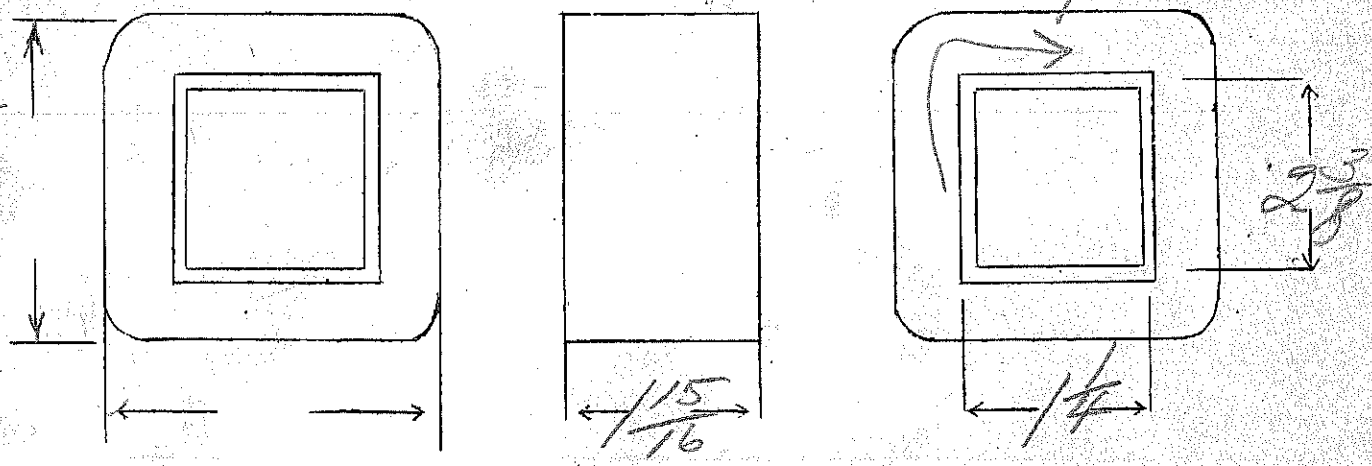
Ep - 115V ac or 6-12-32V dc vibrator source
 Es - 800VCT - 150 ma
 Ep - 6.3V - 4amp E F - 5V, 3amp

SPEC. NO. 3885

Winding	SEC	SHIELD	PR1	Continuous				prim		
Turns	2180	1	142	40	14	20	14	40	13	16
Taps	1090					10				
Wind. Lgth.	1.75									
Wire Size	#30	Shun.	#22	#20	#16	#13	#16	#20	#18	#16
T.P.L.	137-16		60-3L							
Kind Term.	#20 P.B.V.	SIL BR	#20 P.B.V.	WIRE ONLY						
Term. Lgth.	9'	3'	9'							
Layer Insul.	double 16#		50H							
Test Volt.	2500	2500	2500							
Wrapper	24007VC	12005V	240076A					240076A	240076A	240076A

TUBE 9L007 IMPREGNATION VARNISH
 CORE 1/4 x 2 3/8 PRIMARY V.A.
 MOUNTING A - copper strip over laminations

- o 32-115 black
- o 12 red
- o 6 black
- o 0 black
- o 0.6 black
- o 0.12 red
- o 0.32 white
- o 115 black



DESIGNED BY Gru DATE 3/24/38

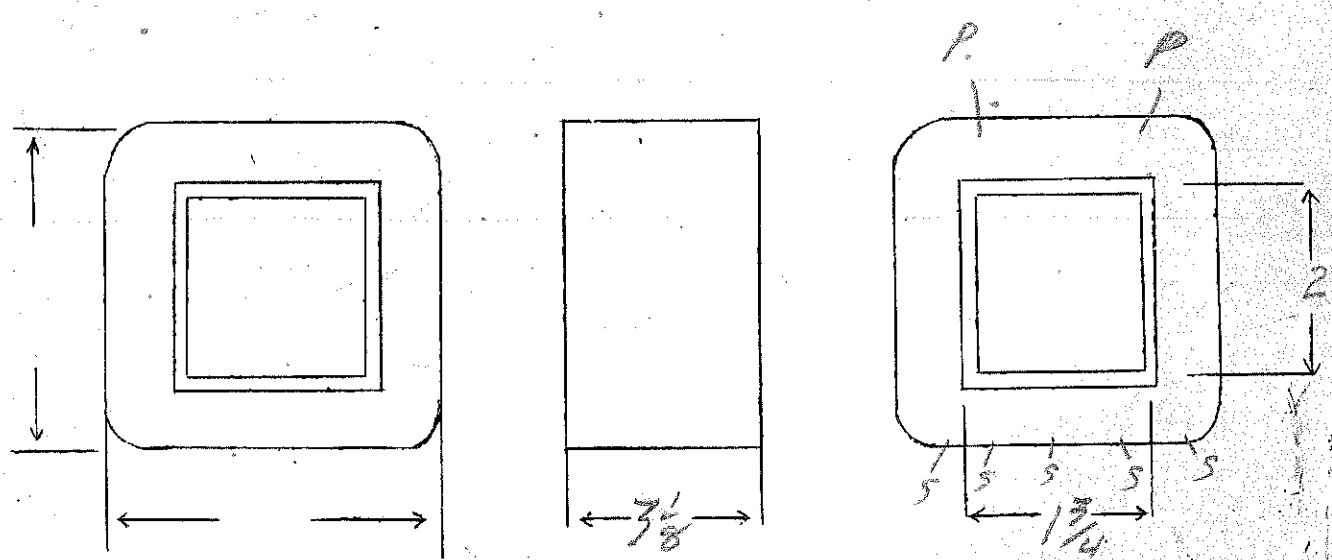
$E_p = 110V - 500 \text{ cycles}$ $\frac{1}{2} = 1.07$
 $E_s = 400 \text{ Vrms. each side CT} = 1.5 \text{ amp}$

Tap 300V each side CT

SPEC. NO. 3886

Winding	Sec	Pri.				
Turns	920 805	120				
Taps	400 115					
Wind. Lgth.	2 $\frac{5}{8}$					
Wire Size	19	12				
T.P.L.	64-15	30-4				
Kind Term.	W0	W0				
Term. Lgth.	4"	4"				
Layer Insul.	1L005GA	1L007K				
Test Volt.	2500	1500				
Wrapper	3L005GA	3L005GA				

TUBE	10 L 007	IMPREGNATION	Varnish
CORE	stack 2x2	PRIMARY V.A.	660
MOUNTING	G		



DESIGNED BY OLM. ok DATE 4-1-38

E_p - 12VCT for 12Vdc

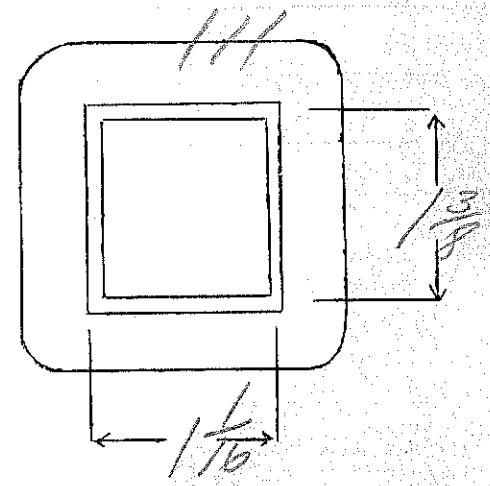

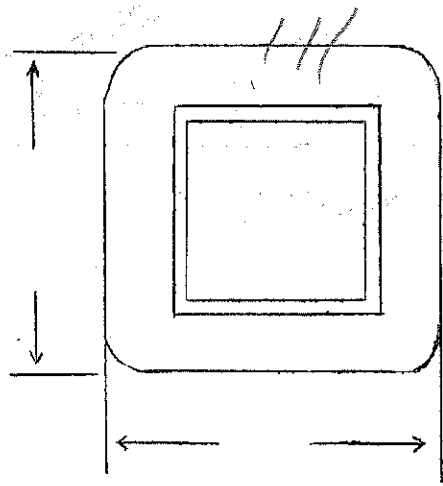
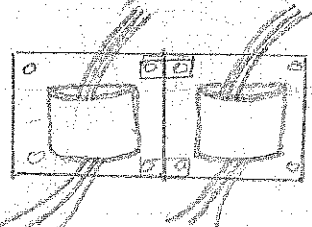
E_s -

SPEC. NO. 3887

Winding	SEC	SHIELD	PR1				
Turns	3200	1	44				
Taps	1600		22				
Wind. Lgth.	1/5 32	✓	✓				
Wire Size	#32	5MM	#14				
T.P.L.	150						
Kind Term.	#32 #14	S/P	W.O.				
Term. Lgth.	9"	3"	9"				
Layer Insul.	9"	3"	9"				
Test Volt.							
Wrapper	21007VC	21005GA					

TUBE	74007	IMPREGNATION	VARNISH
CORE	2460-242	PRIMARY V.A.	
MOUNTING	CC - no copper band		

mount two transformers together



DESIGNED BY *gsw*

DATE 3/24/38

Ed - 120V

Es - 800VCT @ 85ma

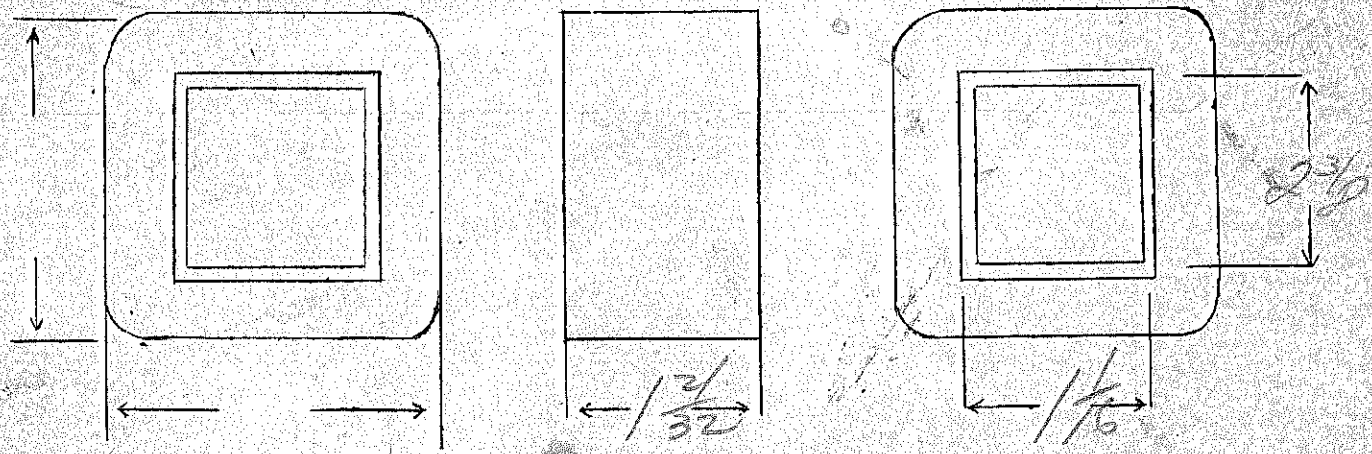
Ef - 5V - 3amp Ef - 6.3V - 4amp

SPEC. NO. 3888

Winding	SEC	SHIELD	DR1	F1	F2		
Turns	2100	1	310	14	17		
Taps	1050						
Wind. Lgth.	1 15/32	slim	1 15/32				
Wire Size	#32	slat	#21	#19	#16		
T.P.L.	150-14		45				
Kind Term.	#20		#20	WIRE	WIRE		
Term. Lgth.	9"	8 1/2"	9"	9"	9"		
Layer Insul.	40#		50#				
Test Volt.							
Wrapper	1000VC	1000VC	2005GA	2005GA	2005GA		

TUBE	76007	IMPREGNATION	Varial
CORE	1 1/16 x 2 3/8	PRIMARY V.A.	
MOUNTING	JA - cast shell - Black Jam		

Flanged



DESIGNED BY gw

DATE 3/24/39

P. 12VCT-24VCT-36VCT-48VCT-60/115VAC.

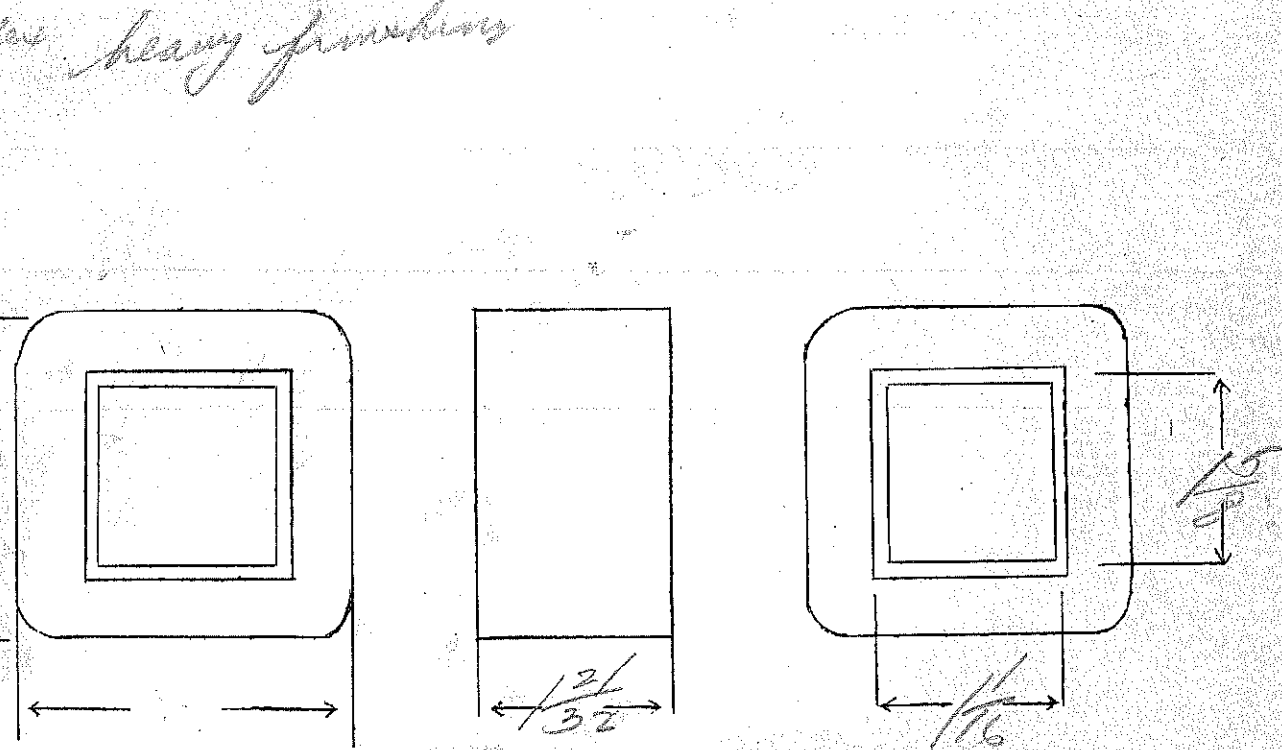
for use with vibrator circuit
 Sec - for selector 300V d.c. input to filter

F₁ - 6.3V-1.8amp, F₂ - 5V-2amp

SPEC. NO. 3889

Winding	SEC	SHIELD	DR1	CONTINUOUS					F ₁	F ₂
Turns	2220	1	225	66	22	36	22	66	26	21
Taps	1110					18				
Wind. Lgth.	1 ¹⁵ / ₃₂									
Wire Size	#34	SHIM	#25	#23	#19	#16	#19	#23	#20	#20
T.P.L.	190-12	6.75	42							
Kind Term.	#20 21m	sil br	#20m	WIRE ONLY						
Term. Lgth.	9"	3"	9"	✓	✓	✓	✓			
Layer Insul.	double 16#		50#							
Test Volt.										
Wrapper	21007VC	14005VC						210056A	210056A	
TUBE	21007			IMPREGNATION		VARNISH				
CORE				PRIMARY V.A.						
MOUNTING	A - Copper strip over laminator									

- Black 32
- Red 12
- Black 06
- Black 00
- Black 06
- Red 12
- White 032
- Black 0115



DESIGNED BY SW

DATE 3/26/38

EP-115V 60W

ES-7000V-20mA

32

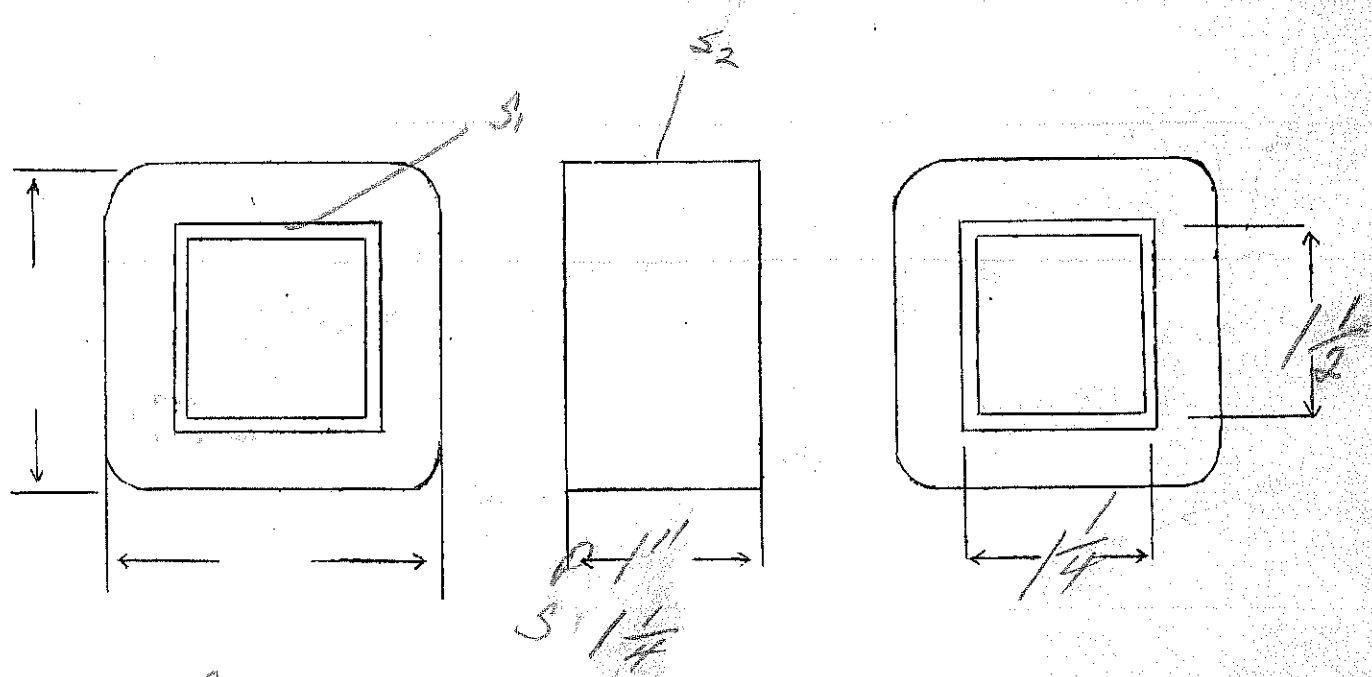
SPEC. NO.

3890

Winding	PRI	SEC	2 coils			
Turns	370	13,500				
Taps	—	—				
Wind. Lgth.	1 1/16	3/4				
Wire Size	#21	#38				
T.P.L.	21-18L	155-87				
Kind Term.	W.O.	SIL BR		stuck lead in coil		
Term. Lgth.	3"	6"				
Layer Insul.	50 #	double 20 #				
Test Volt.						
Wrapper	210076A	410076C 210056A				

TUBE	41007 (if 210076C on sec)	IMPREGNATION	varnish (see lamin)
CORE	double E	PRIMARY V.A.	
MOUNTING	varnish		

adjust gap for 20 ma.



DESIGNED BY *JW*

DATE 3/29/38

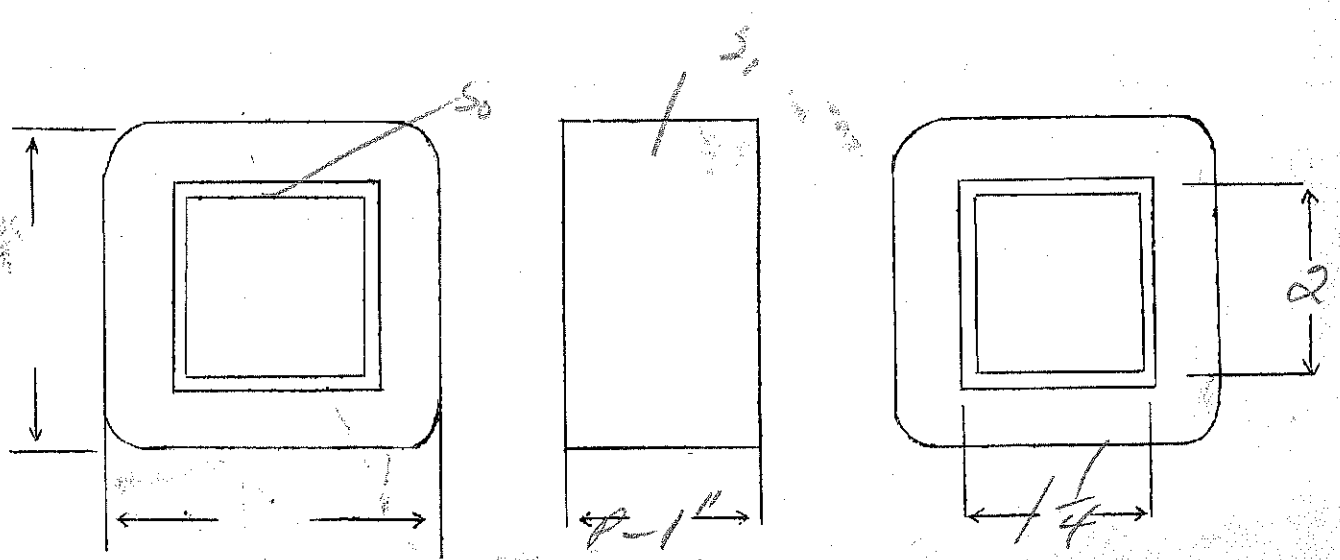
EP-115U-60W

2.41

ES-9000V-20ma

SPEC. NO. 3891

Winding	PR1	2 Carbs			
		SEC			
Turns	278	12500			
Taps	—	—			
Wind. Lgth.	1 1/16	1/16			
Wire Size	#20	#38			
T.P.L.	19-15	144-87			
Kind Term.	W.O.	S.P.B.			
Term. Lgth.	3"	6"	Start lead in end.		
Layer Insul.					
Test Volt.					
Wrapper	31005GA	#1007WC 21005GA			Double
TUBE	91007-f (31007WC in place)		IMPREGNATION	varnish permeable	
CORE			PRIMARY V.A.		
MOUNTING	J				

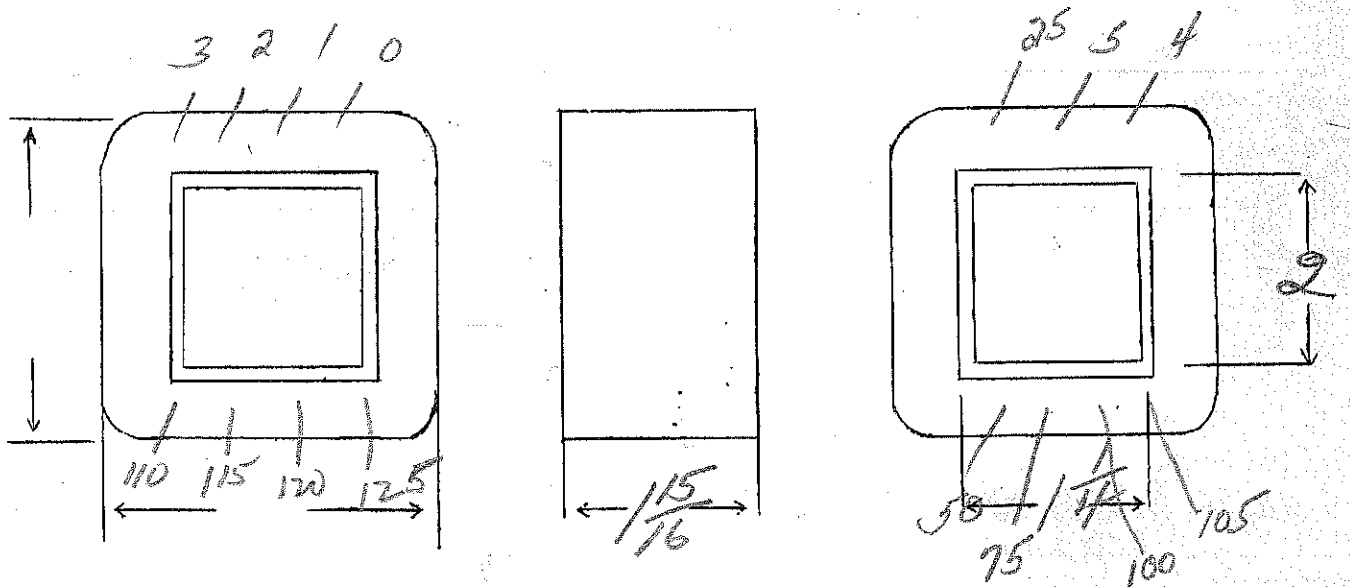


DESIGNED BY *J*

DATE 3/29/38

Line voltage regulator for voltages 0-125
 0-1-2-3-4-5-25-50-75-100-105-110-115-120-125 V
 SPEC. NO. 3892

Winding	375						
Turns	3-6-9-12-15-75-150-225-300-315-330						
Taps			345-360				
Wind. Lgth.	1.75						
Wire Size	#17						
T.P.L.	11L						
Kind Term.	W.O						
Term. Lgth.	4"						
Layer Insul.	007GA						
Test Volt.							
Wrapper	21007GA						
TUBE	7L007			IMPREGNATION		VARNISH	
CORE						PRIMARY V.A.	
MOUNTING	BB						



DESIGNED BY

DATE


110/32V - 60 Hz - 50VA

555

SPEC. NO.

3893

Winding	PRI	SEC				
Turns	640	205				
Taps	-	-				
Wind. Lgth.	1.25	1-				
Wire Size	#26	#21				
T.P.L.	65-10					
Kind Term.	W.O.					
Term. Lgth.	3"	3"				
Layer Insul.	40#					
Test Volt.						
Wrapper	2L0056A	2L0056A				
TUBE	5007		IMPREGNATION	VARNISH		
CORE			PRIMARY V.A.			
MOUNTING	B					



DESIGNED BY

gwo

DATE

3/28/38

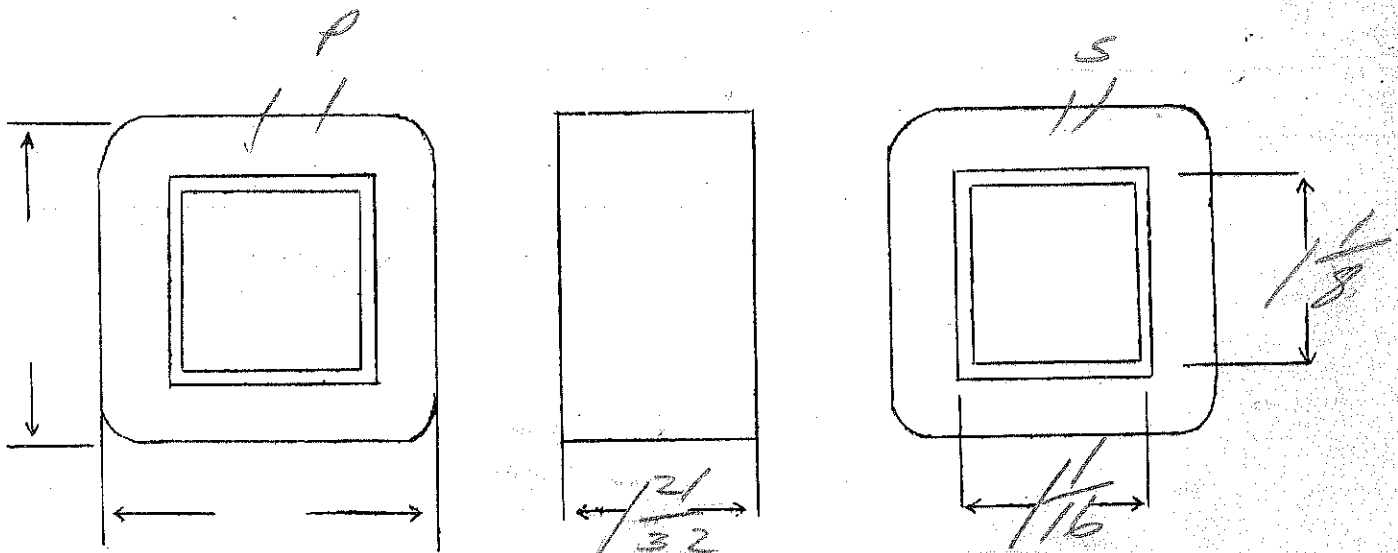
Ep - 110V - 500N

Ef - 6V - 20 amp

2.45

SPEC. NO. 3894

Winding	PRI	SEC				
Turns	275	16				
Taps						
Wind. Lgth.	1 ¹⁵ / ₃₂	double				
Wire Size	#20	#12				
T.P.L.	7L					
Kind Term.	WIRE	ONLY				
Term. Lgth.	3"	3"				
Layer Insul.	.005K					
Test Volt.		2500				
Wrapper	3L0076A	3L1056A				
TUBE	7L007		IMPREGNATION	VARNIS V		
CORE			PRIMARY V.A.			
MOUNTING	B					



DESIGNED BY *gwt*

DATE 4/2/38

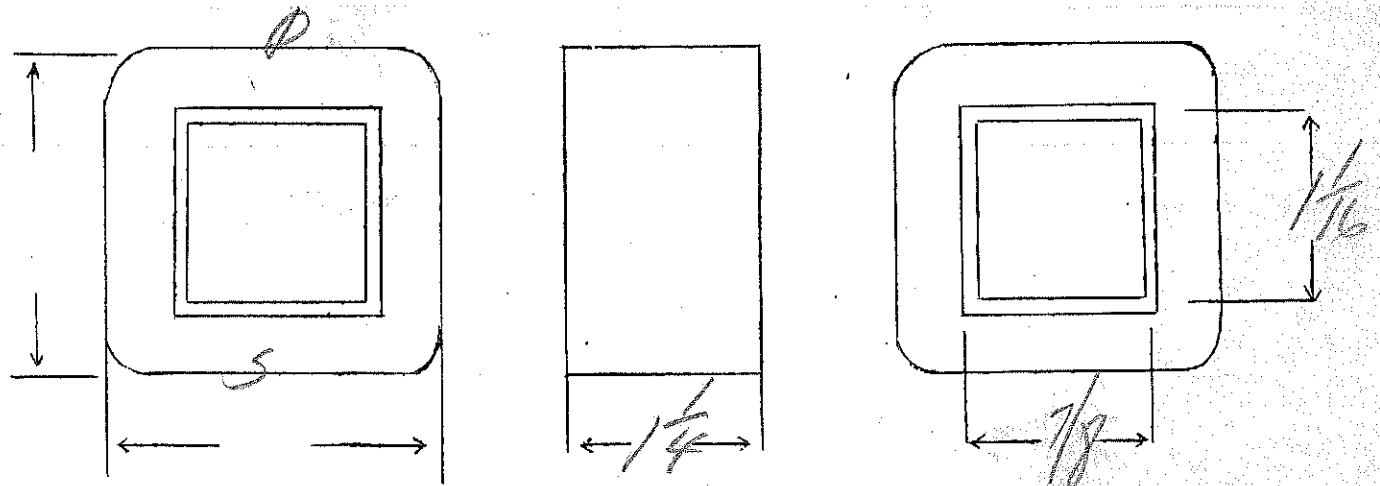
Ep - 110V - 500w

$\frac{1}{16}$ - 35

ES - 2.5VCT - 15 amp - 5000V Ins

SPEC. NO. 3895

Winding	ϕ	S					
Turns	386	10					
Taps		5					
Wind. Lgth.	$\frac{1}{16}$						
Wire Size	#26	double 14					
T.P.L.	56-7	2L					
Kind Term.	WIRE	ONLY					
Term. Lgth.	4"	4"					
Layer Insul.	50#						
Test Volt.	2000VC	2000VC					
Wrapper	21005GA	21005GA					
TUBE	52007+11007VC		IMPREGNATION	Varnish			
CORE				PRIMARY V.A.			
MOUNTING	F						



DESIGNED BY *gwr*

DATE *4/2/38*

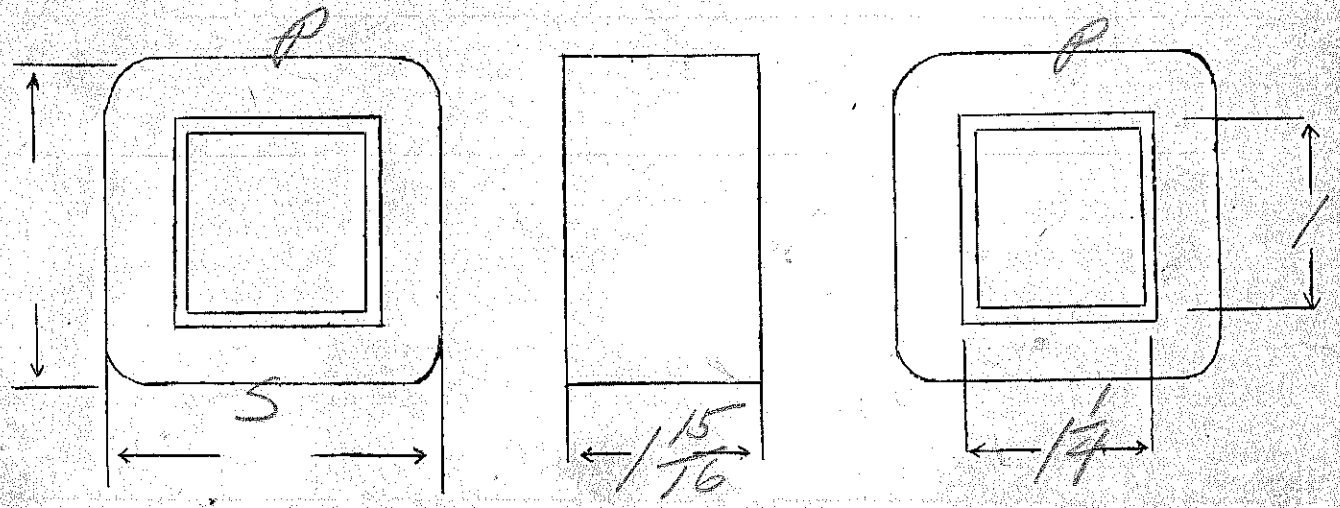
E₁ - 110-137-165-206V - 500 W
 E₃ - 1500V rms each side

200 VA

SPEC. NO. 3896

Winding	PRI	SHIELD	SEC			
Turns	580 460	80	8800			
Taps	385-308		4400			
Wind. Lgth.	1 1/2		1 1/6			
Wire Size	#26	#26	#39			
T.P.L.	80-8L		250-36			
Kind Term.	W.O.		Sil B	start lead in coil		
Term. Lgth.	6"					
Layer Insul.	50#		d-40#			
Test Volt.						
Wrapper	2100 PVC	5200 PVC	4100 PVC 2100 SEA			
TUBE	71007 + 1100 PVC		IMPREGNATION	V-		
CORE	1/4 x 1 - 24 #		PRIMARY V.A.			
MOUNTING	J					

1193



DESIGNED BY

DATE

4/2/35

Ep-120

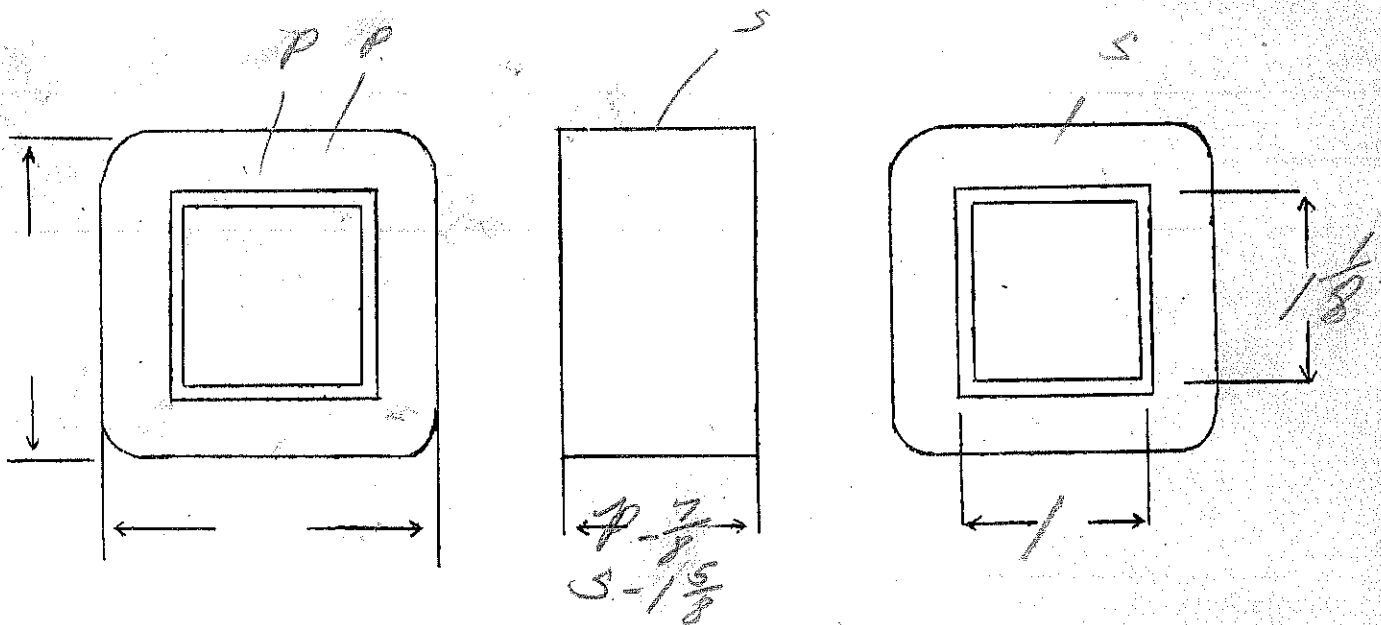
ES-4000V- 12ms 5c

SPEC. NO.

3897

Winding	P		S			
Turns	590		22,400			
Taps						
Wind. Lgth.	1 1/16		1 1/8			
Wire Size	#26		#40			
T.P.L.	33-18		300-75			
Kind Term.	W.O.		sil br	start lead in coil		
Term. Lgth.	3"					
Layer Insul.	50#		double 12#	spiral first top and last two layers		
Test Volt.						
Wrapper	2L005GA		3L007VC 3L005GA			Double;
TUBE	700 7+ / 2L007VC in and		IMPREGNATION		Barnish (in formation)	
CORE	Double E			PRIMARY V.A.		
MOUNTING	unlaced					

adjust gap to 12ms



DESIGNED BY

SW

DATE

3/28/38

Ep-110-120 $\frac{N}{E}$ 3.25

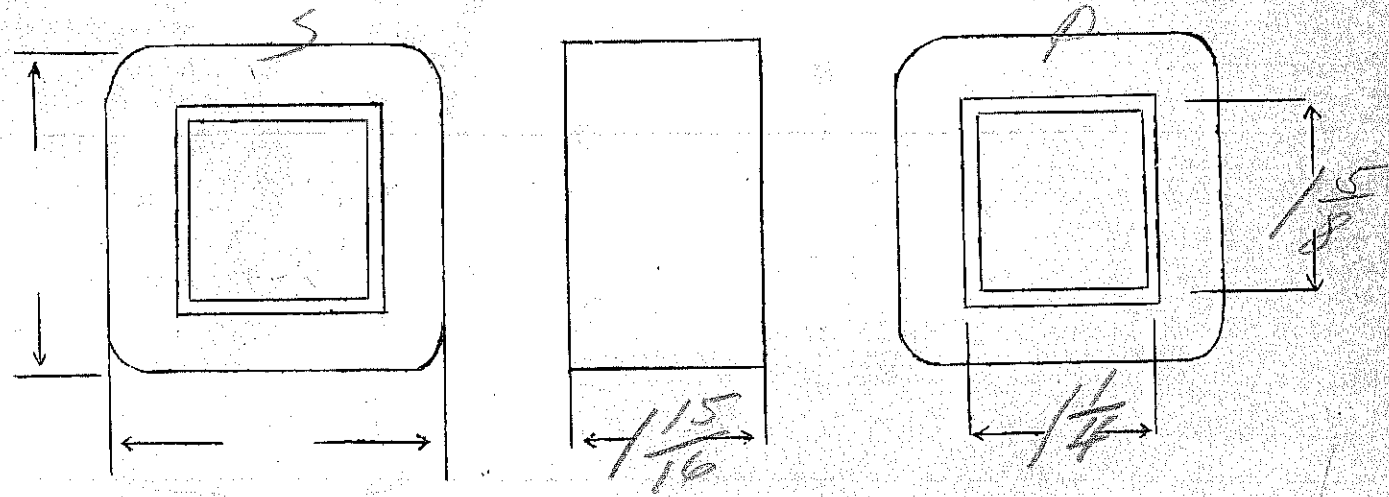
Es-370V ea side -175ms

Ef-5VCT-3 amp, Ep2-6.3VCT-2 amp, Ep3-6.3VCT-1 amp

SPEC. NO. 3892

Winding	SEC SHIELD	PR1	F1	F2	F3
Turns	2600	390	18	22	22
Taps	1590 1300	360	9	11	11
Wind. Lgth.	1.75	✓	✓	✓	✓
Wire Size	#30	#21	#18	#19	#22
T.P.L.	145-18	52-8	5	6	7
Kind Term.	#30 Pwr Br	#20 Pwr Br	WIRE ONLY		
Term. Lgth.	9"	3"	9"	9"	9"
Layer Insul.	16#	50#			
Test Volt.					
Wrapper	16007VC	16007VC	200070A ✓	✓	200070A
TUBE	7607	IMPREGNATION		✓	
CORE		PRIMARY V.A.			
MOUNTING	A				

Sec { Red
Blue
Brown
Red



DESIGNED BY *Juw*

DATE 3/30/38