

220 @ 150VA - 220/240

General Controls Co.

110-220-24V

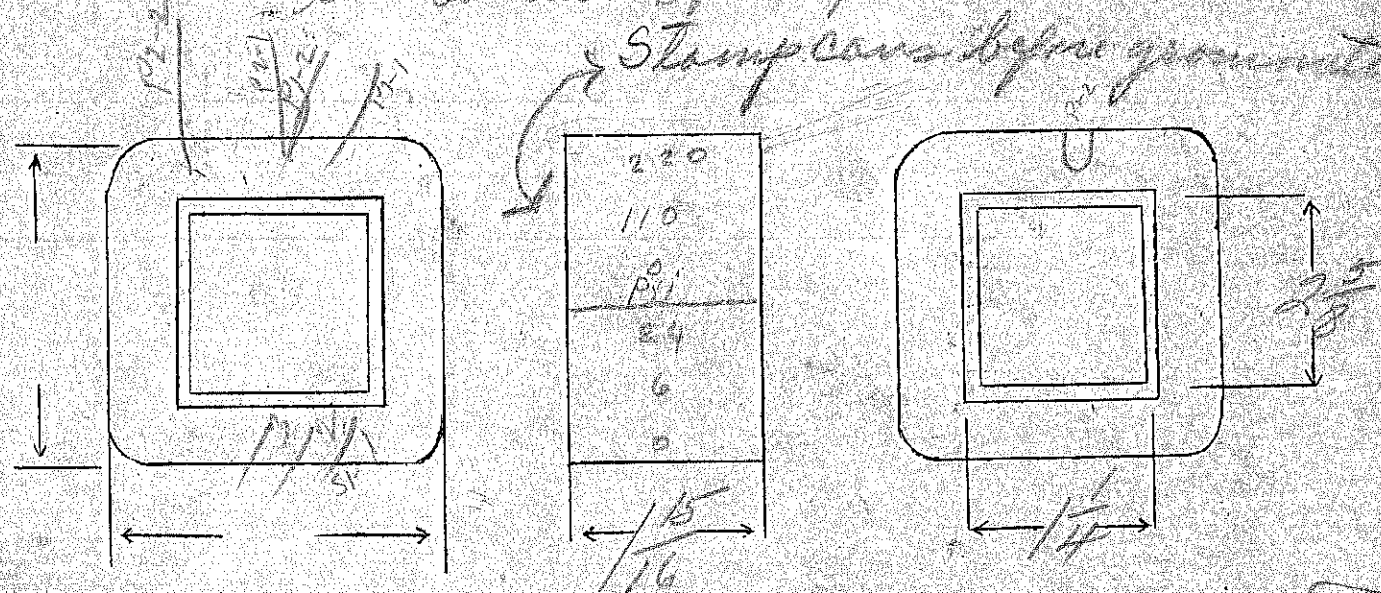
2.22

SPEC. NO. 4001

Winding	PRI	SEC				
Turns	245	225	58			
Taps			15			
Wind. Lgth.	1.75					
Wire Size	#20	#23	#13			
T.P.L.	49-51	67-41	20-31			
Kind Term.	WIPE ONLY					
Term. Lgth.	3"	3"	3"			
Layer Insul.	1-50002 007K					
Test Volt.						
Wrapper	21007GA	21007GA				

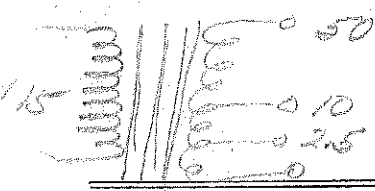
TUBE	9L007	IMPREGNATION	VARNISH
CORE	1 1/4 x 2 1/8 E+I	24-GA. "D" 2+2	PRIMARY V.A.
MOUNTING	5		

12" motor cable #14
 wrap in panel on pri.
 lead out thru right ground hole
 Stamp cans before ground



DESIGNED BY *[Signature]*

DATE 4/2/38

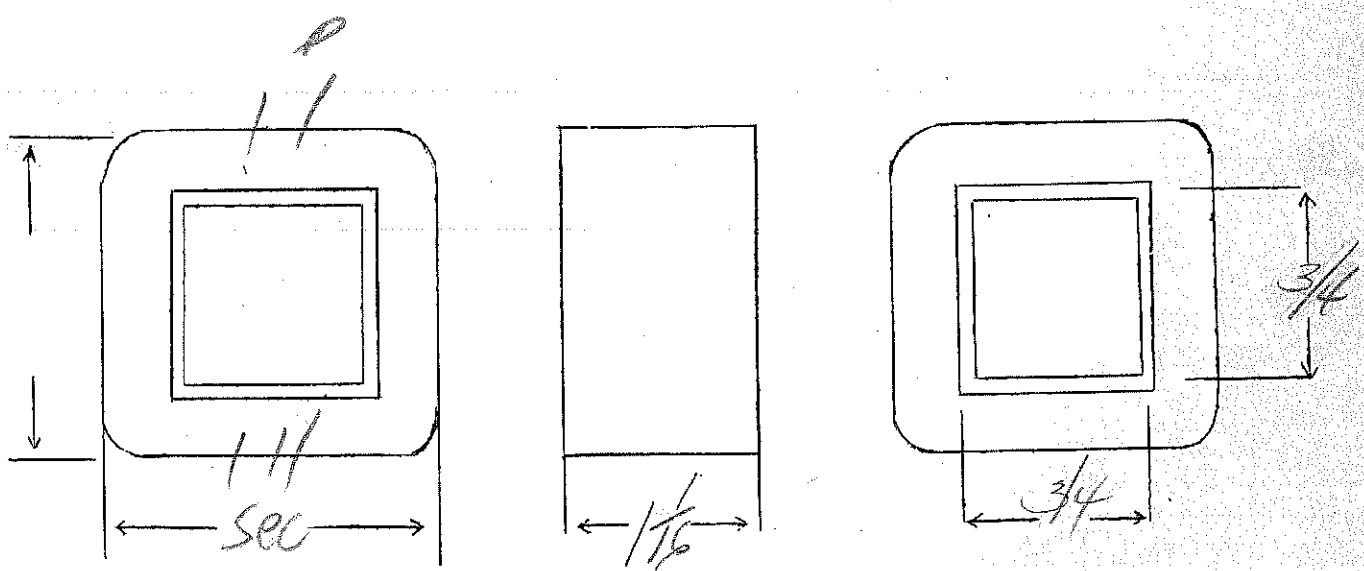


low voltage for condenser tester

ME=10

SPEC. NO. 4002

Winding	P	S					
Turns	1150	550					
Taps		108 - 27					
Wind. Lgth.	7/8	7/8					
Wire Size	#33	#29					
T.P.L.	100-12	66-10					
Kind Term.	Sil Br						
Term. Lgth.	3"	3"					
Layer Insul.	30#	30#					
Test Volt.							
Wrapper	1007K	20056A					
TUBE	52007		IMPREGNATION	VARNISH			
CORE	290-B-2x2		PRIMARY V.A.				
MOUNTING	D						



DESIGNED BY *Geo*

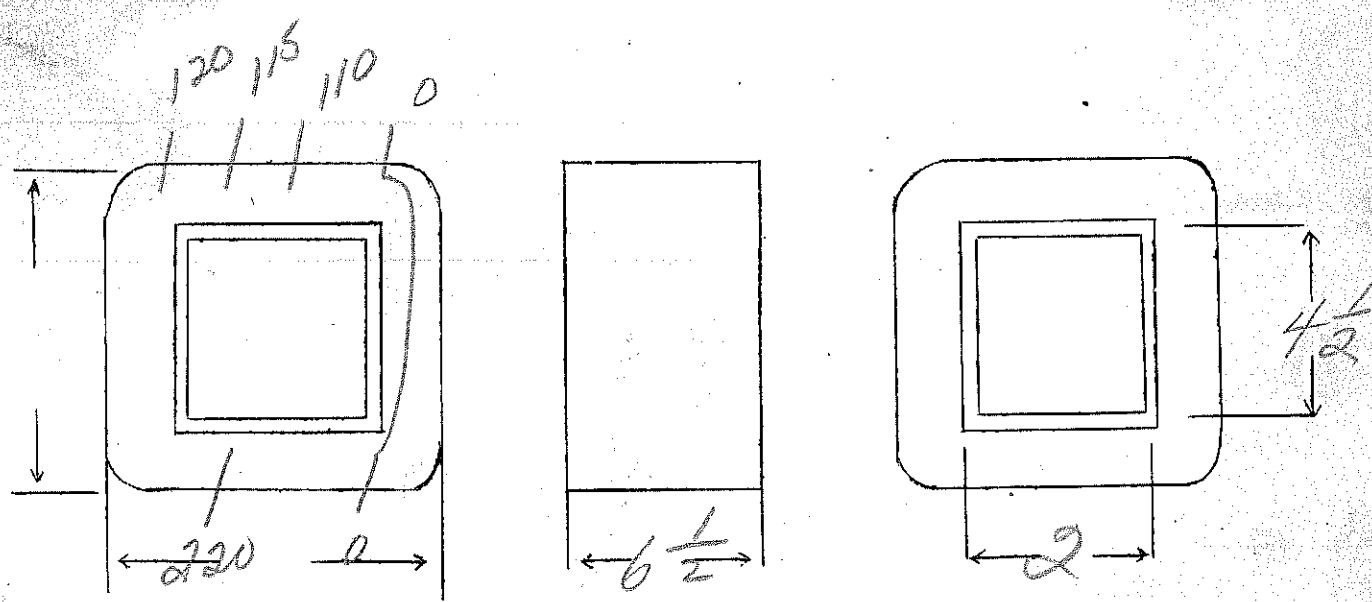
DATE 4/2/38

220 / 110-115-120V - 3 KVA

SPEC. NO. 4003

Winding							
Turns	220						
Taps	123-118-113						
Wind. Lgth.	5 ³ / ₄						
Wire Size	Double #10						
T.P.L.	9L						
Kind Term.	W.O.						
Term. Lgth.	8"						
Layer Insul.	22007K						
Test Volt.							
Wrapper	32005GA						
TUBE	104007	IMPREGNATION			VARNISH		
CORE	2" long x 2" Keper - 3x3	PRIMARY V.A.					
MOUNTING	Uncoiled						

leads out to bakelite strip



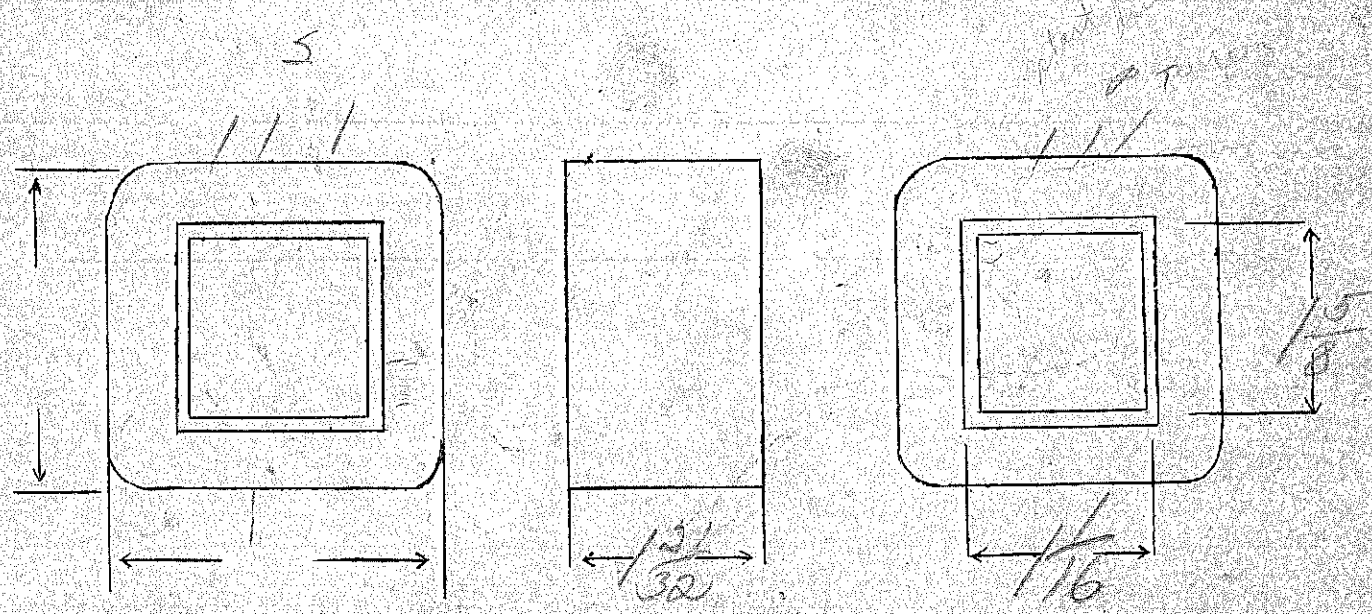
DESIGNED BY *Jaw*

DATE *4/4/38*

ED - 105 - 120V - pri auto transf to boost from 105 - 120V
 ES - 700VCT - 70 ma a power of 30 watts
 EF₁ - 5V - 20
 EF₂ - 6.3VCT - 2.5amps ME = 3k5
 MARINEPHONE, INC. SPEC. NO. 4004

Winding	SEC	SHIELD	PRI	F ₁	F ₂
Turns	2750	172	440	20	25
Taps	1375		384	-	13
Wind. Lgth.	1/32	✓	✓		
Wire Size	#33	#33	#23	#19	#18
T.P.L.	172-16		56-8		
Kind Term.	#20 PWB		#20 PWB	WIRE	ON WIRE
Term. Lgth.	9" ✓ Double	3"	9"	9"	9"
Layer Insul.	20 #		50 #		
Test Volt.					
Wrapper	2L007V/6005V	2L005EA		2L005EA	2W0515A

TUBE 7L007 IMPREGNATION
 CORE 1/16 x 1/8 PRIMARY V.A.
 MOUNTING A

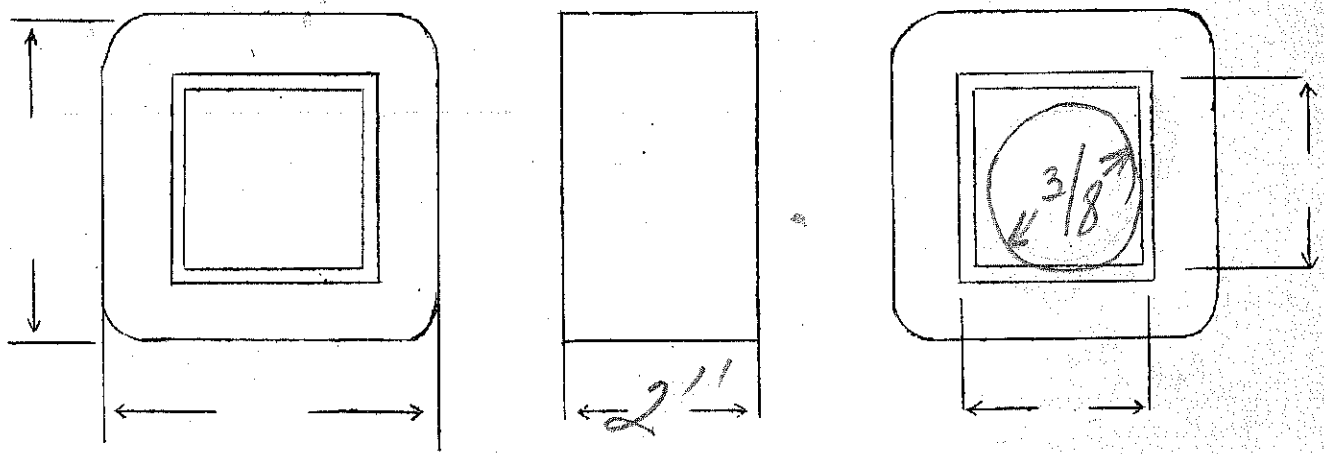


DESIGNED BY *SW* DATE 4/3/38

SPEC. NO. 4005 Coil

Winding	PRI	Sec					
Turns	200	14000					
Taps							
Wind. Lgth.							
Wire Size	#21	41					
T.P.L.							
Kind Term.							
Term. Lgth.							
Layer Insul.							
Test Volt.	50	d 12					
Wrapper							

TUBE	IMPREGNATION	<i>Wax</i>
CORE	PRIMARY V.A.	
MOUNTING		



DESIGNED BY *gw*

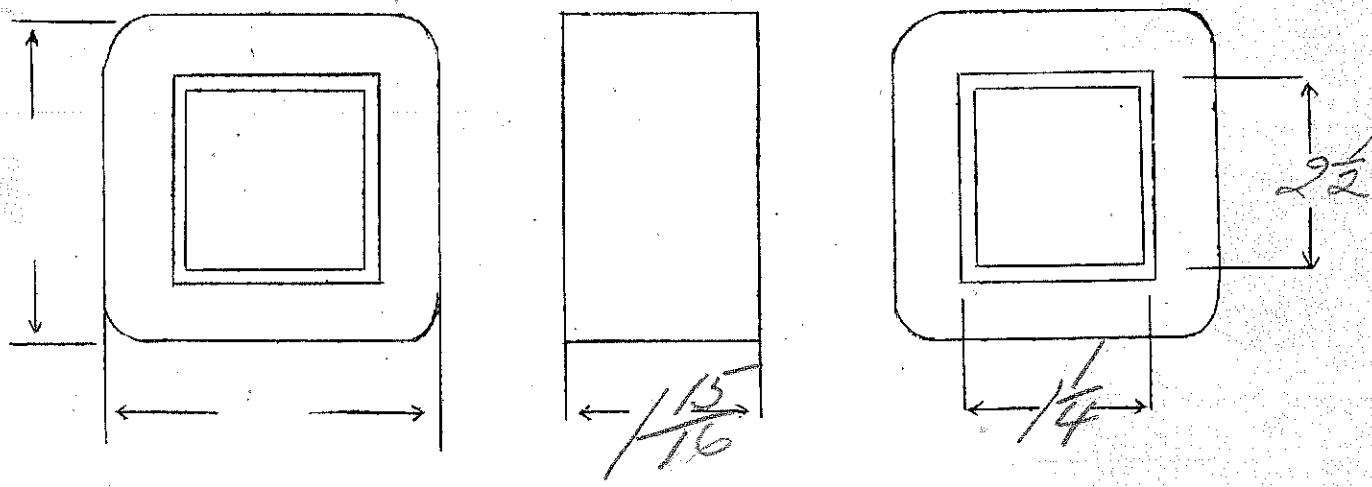
DATE *4/2/38*

EP-115
 ES-750VCT-300ma

N/E-208

EP-5V, 3amp EF-2.5VCT-3amp SPEC. NO. 4006

Winding	SEC	SHIELD	PR	F ₁	F ₂		
Turns	1660	115	240	12	6		
Taps	830				3		
Wind. Lgth.	1.75	✓	✓	✓	✓		
Wire Size	#27	#27	#20	#18	#15		
T.P.L.	115-116		48-5				
Kind Term.	#20		W.O.				
Term. Lgth.	9"	3"	9"	9"	9"		
Layer Insul.	double 30H		double 40H				
Test Volt.							
Wrapper	11007VC	11007VC	210076A		210078A		
TUBE	9007			IMPREGNATION			✓
CORE					PRIMARY V.A.		
MOUNTING	A						



DESIGNED BY *SW*

DATE 4/2/38

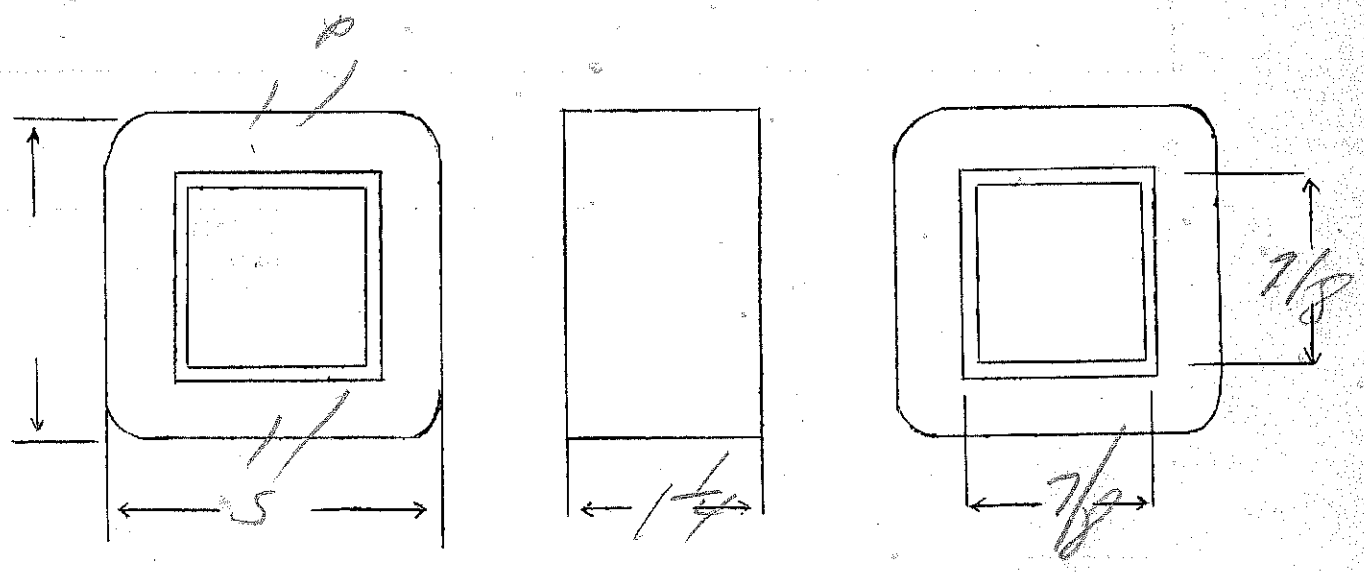
Ep-115

E3 - 12.5V - 1.75 amp

6188

SPEC. NO. 4007

Winding	PRI	SEC					
Turns	790	98					
Taps							
Wind. Lgth.	1 1/16	✓					
Wire Size	#28	#21					
T.P.L.	72-11	3L					
Kind Term.	W.O.						
Term. Lgth.	3"	3"					
Layer Insul.	40#						
Test Volt.							
Wrapper	2 L005GA	2 L005GA					
TUBE	5007		IMPREGNATION	VARNIS H			
CORE	24 mm 2x2		PRIMARY V.A.				
MOUNTING	D						



DESIGNED BY *SW*

DATE 4/4/38

4-120-133-148-163-177-192

E₃ - 1800V - 350ma

88

Continuous

SPEC. NO.

4008

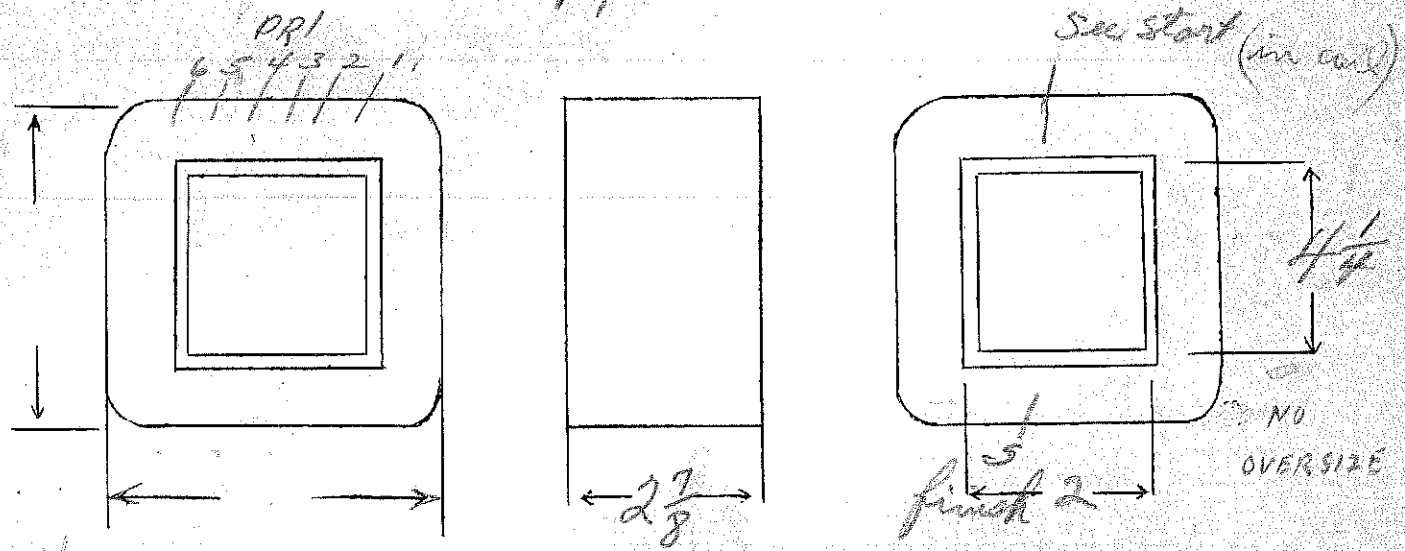
Winding	SEC	PRI				
Turns	1600	25	37	106		
Taps	—	12	11-24			
Wind. Lgth.	2 ⁷ / ₁₆					
Wire Size	#25	#16	#14	#10		
T.P.L.	115-142			5L!		
Kind Term.	#70		W.D.			
Term. Lgth.	12 ¹ / ₁₆		3"			
Layer Insul.	40#		.007K			
Test Volt.	5000					
Wrapper	3L007VC 3L005GA			3L005GA		

TUBE 1DL007+1L007VC IMPREGNATION VARNISH
 CORE PRIMARY V.A.

MOUNTING C - open - upper frame with ears. Special

aluminum plates brackets as specified on RASE 5097-6 drawing
 Lamination Black

End of pri. is common



DESIGNED BY *GW*

DATE 4/9/38

EP-115

ES = 25V - 6.5 amp - Intermittent

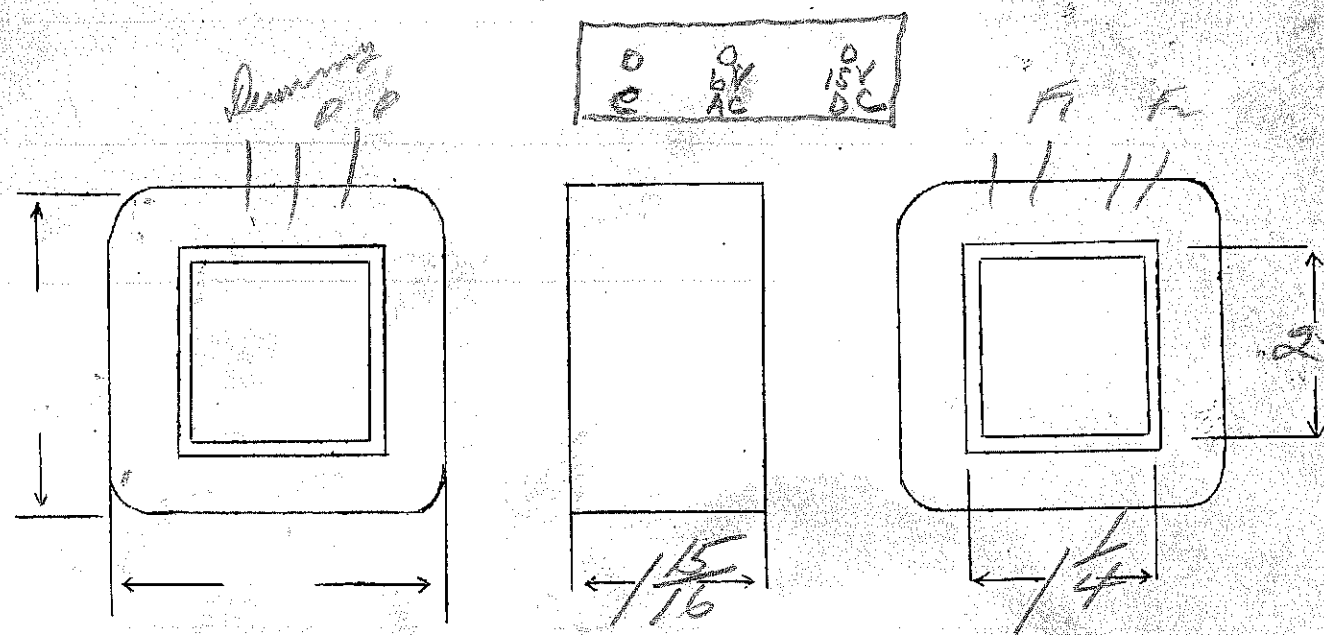
ES - 6.0V - 2amp *Blue* 2.45 SPEC. NO. 4009

Winding	PR1	F1	F2			
Turns	285	66	16			
Taps						
Wind. Lgth.	1.75					
Wire Size	#20	#15	#20			
T.P.L.	48-6	2.5L	.5L			
Kind Term.	WIRES ONLY					
Term. Lgth?	3"	3"	3"			
Layer Insul.	007K					
Test Volt.						
Wrapper	21007GA	21007GA	21007GA			

TUBE 96007 IMPREGNATION VARNISH
 CORE PRIMARY V.A.

MOUNTING C - mount on Rectifier chassis

assemble with Mallory 32-C3 Rectifier



DESIGNED BY ESW

DATE 4/12/39

Ep - 170-137-153-168-1924

E5 - 1600V-300MA

116

SPEC. NO.

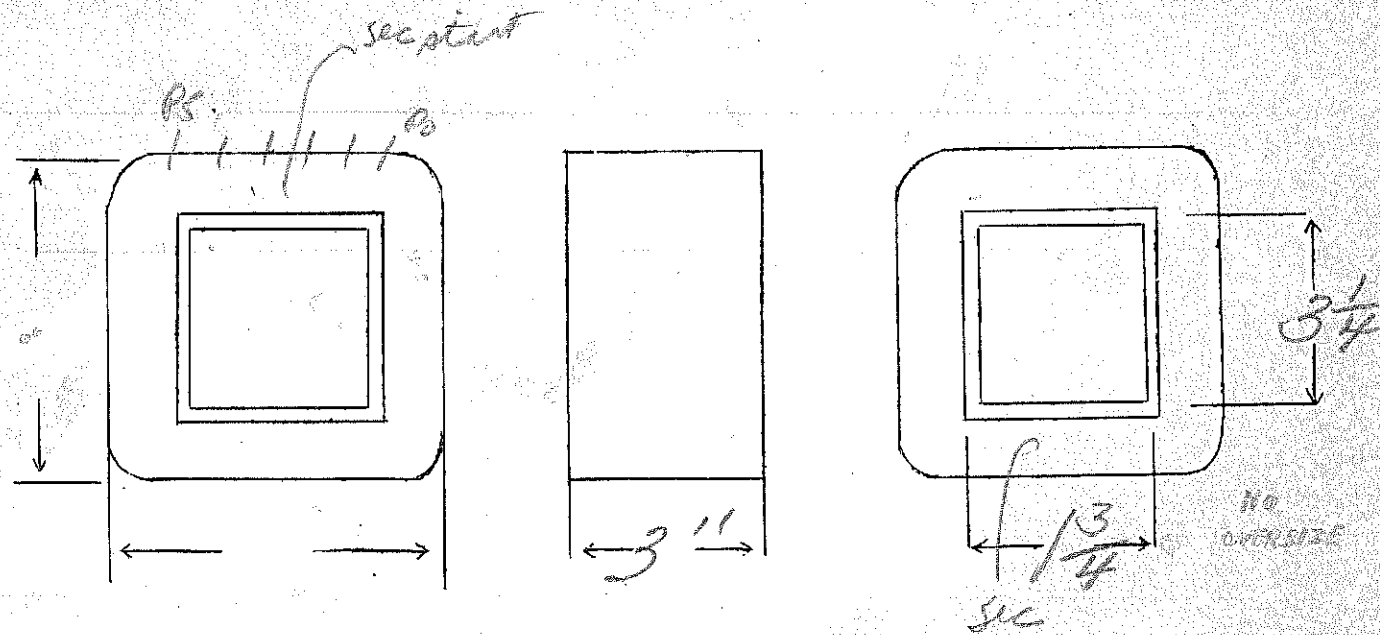
4010

Winding	SEC	PRI	<i>Continuous</i>				
Turns	1900	42	35	140			
Taps		19	20				
Wind. Lgth.	$2\frac{9}{16}$						
Wire Size	#26	#18	#16	#12			
T.P.L.	136-14			5L!			
Kind Term.	#20 Dulac	WIRE ONLY					
Term. Lgth.	9"	4"	-	-			
Layer Insul.	double 40#		009K				
Test Volt.	5000						
Wrapper	320070C MND5GA			32005GA			

TUBE	920077/1007VC	IMPREGNATION	VARNISH
CORE		PRIMARY V.A.	
MOUNTING	C - open type - sheet metal brackets (5335-C)		

Start sec lead
in coil

Black lamination
Pri sta high on coil
end of pri is common



DESIGNED BY *gw*

DATE *4/4/38*

EV-115-100
 ES-3200V-250VA
 EP-5.1V CT-13 amp

MEDICO ELECTRIC LABS
 SPEC. NO. 4011


Winding	SEC	PR1	PH				
Turns	3600	131	6				
Taps	-	125	3	grounded			
Wind. Lgth.	2 1/2						
Wire Size	#12	#12	#15				
T.P.L.	150.24	21.5 L	1 L				
Kind Term.	91 1/2%	89 1/2%	28%				
Term. Lgth.	3"	3"	3"				
Layer Insul.	30#	30#	30#				
Test Volt.	7500	1250					
Wrapper	210050A	210050A	210050A				

TUBE 100001-110050K IMPREGNATION PRIMARY V.A.

CORE 1 3/4" x 3 3/8" 24 Pa

MOUNTING mica end insul

TPV=1.038
 FE=66.4@60W
 WNE=949(947)



DESIGNED BY

DATE

EP-10-115-120 - 25N

EF1 - 2.5V - 10 amps

EF2 - 5VOT - 8 amps

3.55

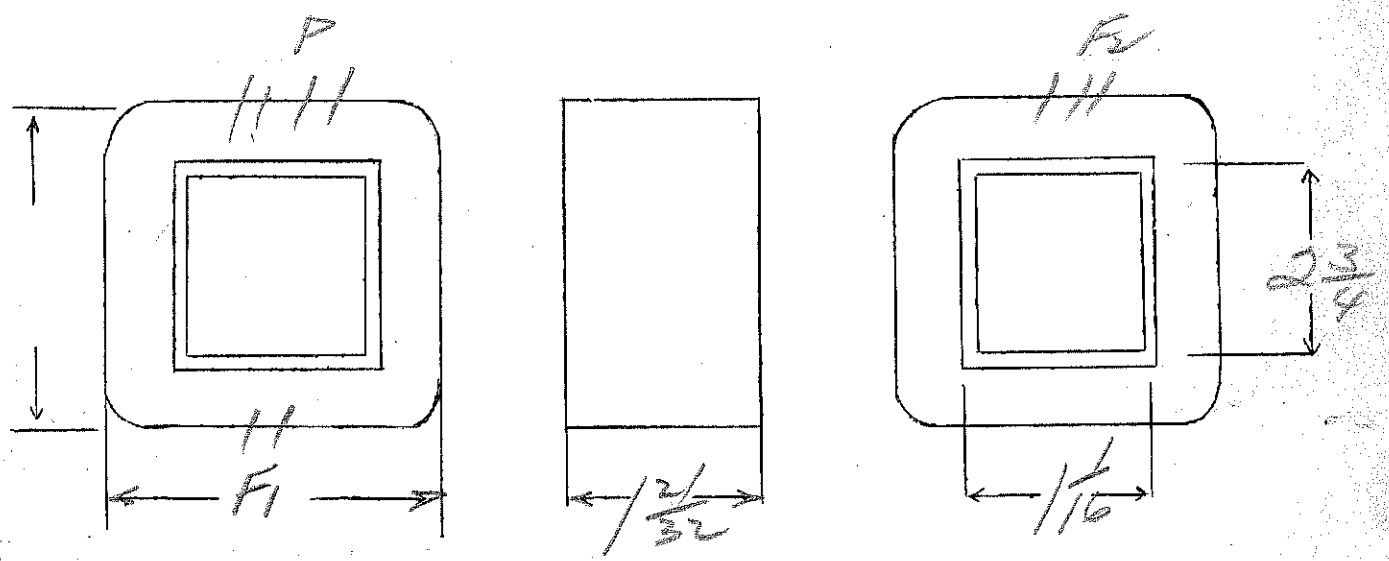
SPEC. NO.

4012-25N

Winding	PR1	F2	F1				
Turns	430 412	21	10				
Taps	395	10	-				
Wind. Lgth.	1 1/2 32	✓ double	✓				
Wire Size	#23	#15	#13				
T.P.L.	56	24	14				
Kind Term.	W.O.						
Term. Lgth.	4"	4"	4"				
Layer Insul.	50H						
Test Volt.			7500				
Wrapper	210056A	310074C 210056A	310074C 210056A				

TUBE	71007	IMPREGNATION	VARNISH
CORE		PRIMARY V.A.	
MOUNTING	BB		

heavy mica ins. under panels - 7500V!



DESIGNED BY *gwr*

DATE 4/21/38

EP-10-115-120-25N

E 3-5500VCT-175ma

1.21

SPEC. NO.

4013-25N

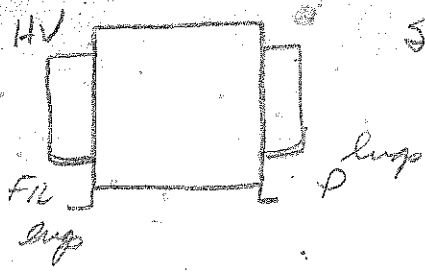
Winding	SEC	PRI					
Turns	6800	145					
Taps	3400	139-133					
Wind. Lgth.	2 1/4	2 3/4					
Wire Size	#29	#14					
T.P.L.	170-40	4L!					
Kind Term.	W.O.	W.O.					
Term. Lgth.	6"	6"					
Layer Insul.	double 40#	.007					
Test Volt.	10,000						
Wrapper	4007VC 210056A	310056A					

TUBE 104007+21007VC IMPREGNATION VARNISH

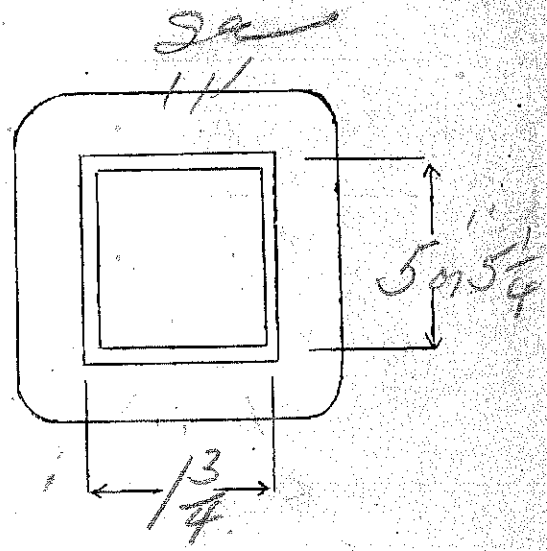

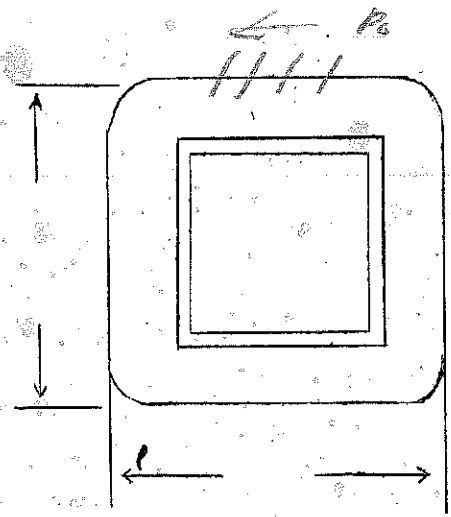
CORE PRIMARY V.A.

MOUNTING processed - vertical brackets - long bolts

Cadmium?
leads



Sec to beakle strip



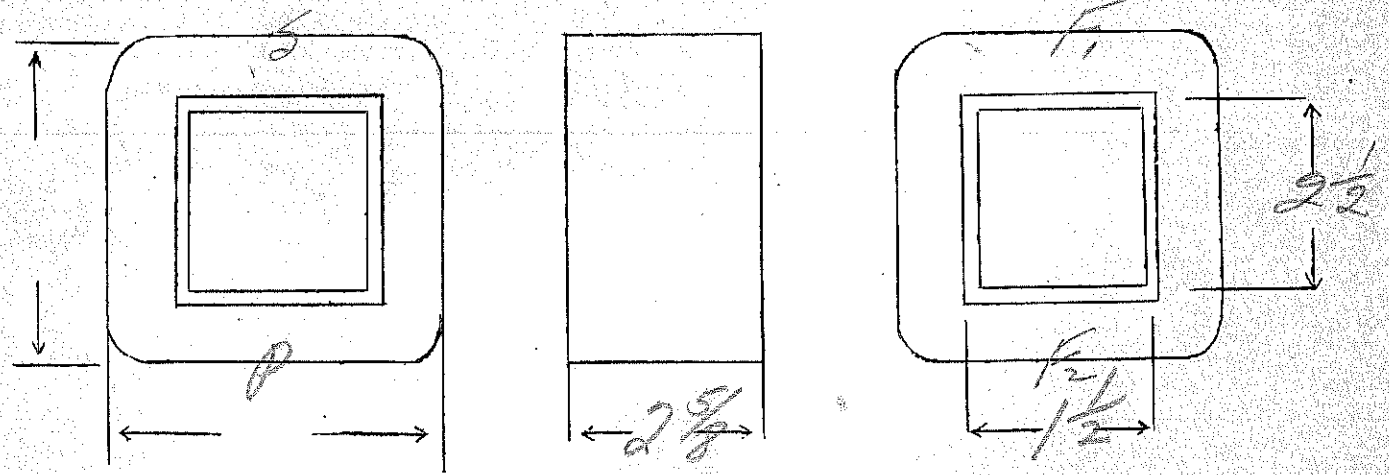
DESIGNED BY *DW*

DATE 4/20/38

Ep-110-115-120
 ES-1180 VCT-500m
 EG-2.5V-6amp, Ep-6.3V-1.5amp
 ERM
 to reduce 5200 dc. 500 ma
 at input to filter
 SPEC. NO. 4014
 180
 200

Winding	SEC	SHIELD	DR1	F ₁	F ₂		
Turns	2260	Black	216	5	12		
Taps	1130	White	200	Red			
Wind. Lgth.	2 3/8	Black					
Wire Size	#25		#17	#16	#19		
T.P.L.	114-20		5L				
Kind Term.	#20 Dull		W.O.	WIRED ONLY			
Term. Lgth.	10"		10"	10"	10"		
Layer Insul.	30H		007K				
Test Volt.							
Wrapper	21007VC	21005GA	21005GA		21005GA		

TUBE 9L007 IMPREGNATION VARNISH
 CORE PRIMARY V.A.
 MOUNTING A



DESIGNED BY *gww* DATE 4/11/39

EP 240V
 E 2000-9 MA. adjust 7.5 MA @ 240V.

Separate Coils

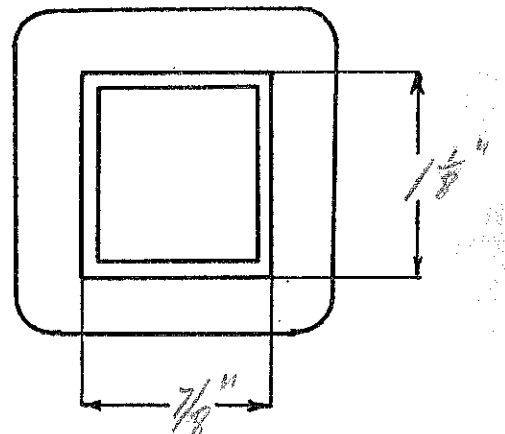

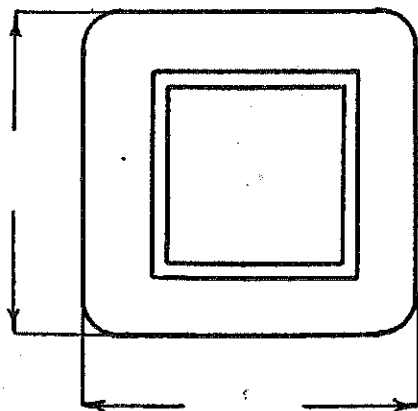
SPEC. NO. 4015-240V

Winding	<i>Pri</i>	<i>Sec</i>				
Turns	1330	15,000				
Taps	—	—				
Wind. Lgth.	1/2"	7/8"				
Wire Size	#31	#41				
T. P. L.	46-29K	260				
Finish						
Type Lead	#20 <i>Lead</i>	#20 <i>Wire</i>				
Lead Lgth.	9"	9"				
Layer Insul.	30 ^B	Double 12 [#]				
Test Volt.	—					
Wrapper	261005GA	24007"VL 261005GA				

TUBE 761007GA + 12,007 VL in Sec. IMPREGNATION Varnish

CORE Double E GA. 24 GRADE D STACK

MOUNTING



DESIGNED BY

5/16

DATE

Ep-220V

Es-2000V - 9 ma
10 to 11 ma S.C.

5.55

SPEC. NO. 4015-220V

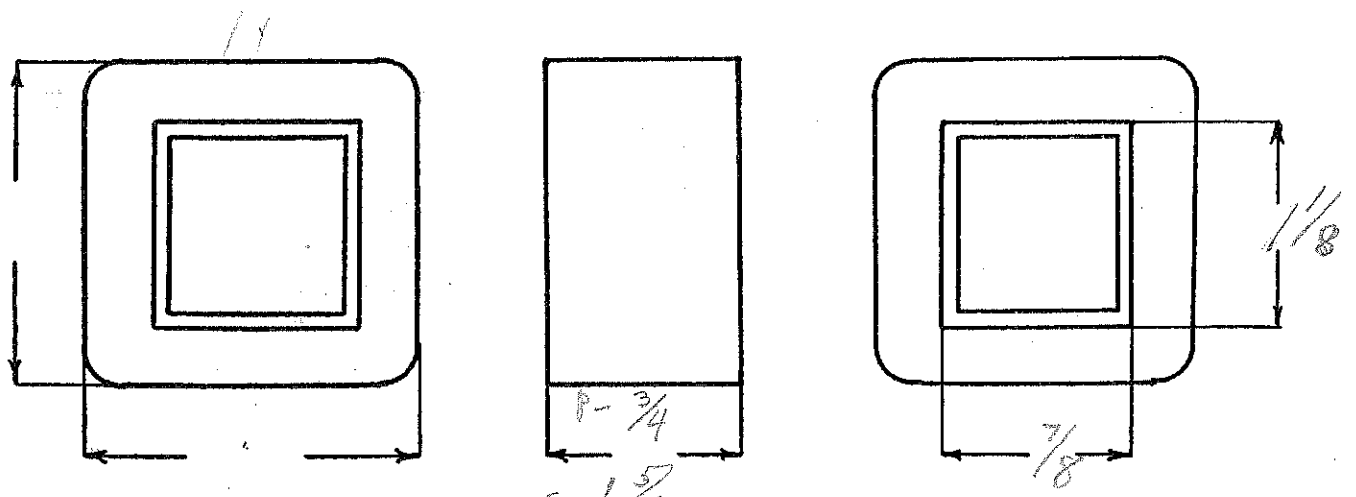
Winding	Pri	Sec				
Turns	1220	15000				
Taps	-					
Wind. Lgth.	9/16	7/8				
Wire Size	#30	#41				
T. P. L.	46-27	260				
Finish						
Type Lead	#20 Pa Br	#20 Dulas				
Lead Lgth.	9"	9" double				
Layer Insul.	30#	12#				
Test Volt.						
Wrapper	2L005GA	2L007VC 2L005GA				

TUBE 7L007 + 1L007VC on SEC IMPREGNATION Double Varnish

CORE Double E GA. 24 GRADE D STACK Butt

MOUNTING U-norm brackets

Heavy finishing over mica.



DESIGNED BY JCG

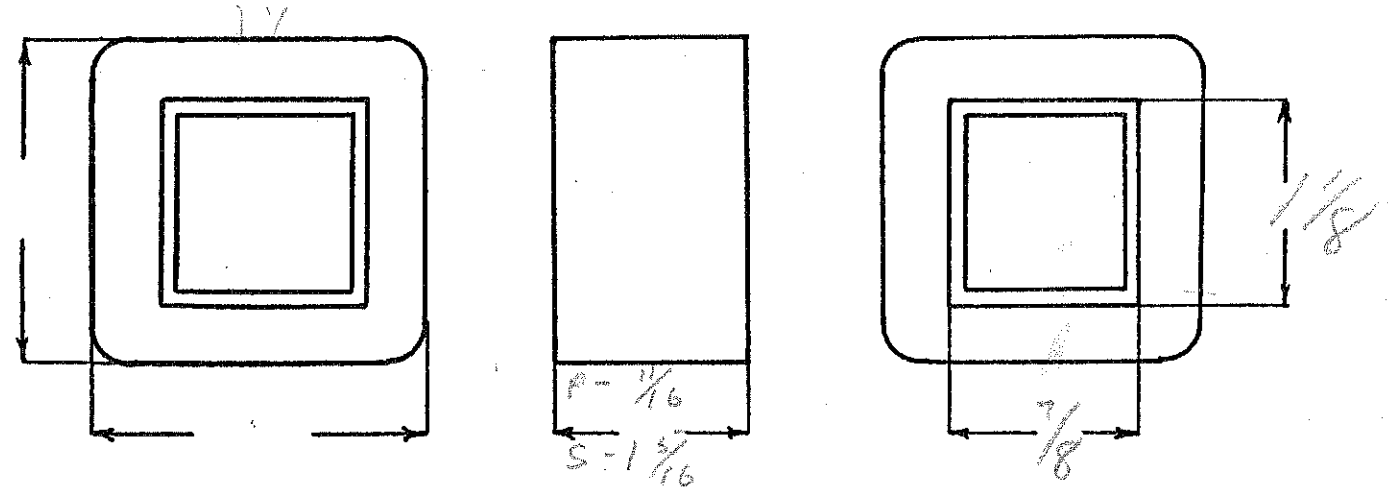
DATE 6-19-39

$E_p - 200V$ 10 to 11 ma a.c.
 $E_s - 2000V - 9 ma$

SPEC. NO. 4015-200V

Winding	Pri	Sec			
Turns	1110	15000			
Taps		-			
Wind. Lgth.	$\frac{1}{2}$	$\frac{7}{8}$			
Wire Size	#30	#41			
T. P. L.	41-27	260	Special finish and lead		
Finish	"		two layers. Double paper		
Type Lead	#20 P, B	#20 D, U			
Lead Lgth.	9"	9"			
Layer Insul.	30#	double 12#			
Test Volt.					
Wrapper	2L0056A	2L007VC 2L0056A			
TUBE	7L007 + 1L007VC on sec		IMPREGNATION	Double Varnish	
CORE	Double E	GA. 24	GRADE D	STACK Butts	
MOUNTING	V - special neon brackets				

Heavy finishing over mica
 approx 30-29 gauge
 each side
 .003 copper shunt



DESIGNED BY J.C.S.

DATE 6-19-39

Ep-150

(199)

ES - 2000V-9mA

SPEC. NO. 4015-150V

separate coils


Winding	P		5				
Turns	830	}	15,000				
Taps							
Wind. Lgth.	1/2			7/8		spiral first two and	
Wire Size	#29			#41		last two sec. layers	
T.P.L.	38-22			260		use double layering	
Kind Term.	#20 Per Be			#20 Per Be + carbure			
Term. Lgth.	9"			9'			
Layer Insul.	40#			double 12#			
Test Volt.						Double	
Wrapper	21005GA			21007VB 21005GA		Varnish	

TUBE 71007 (1000 V.C. on sec) IMPREGNATION

CORE Double E PRIMARY V.A.

MOUNTING increased special neon brackets

adjust shunts to 9mA approx. 1/2" shunt
each side
use lock washers - if it rings about it



DESIGNED BY *[Signature]*

DATE 5/31/38

NEON

Ep - 120v
Es - 2000v - 9Ma.

11 Ma. SC

BRISTOW

Same as # 7135
linked to # 7135

To # 7497

Separate Coils

KARR

SPEC. NO. 4015

BRISTOW

Winding	PRI		SEC				
Turns	665		15,000				
Taps							
Wind. Lgth.	1/2		7/8				
Wire Size	#28		#41				
T. P. L.	32-20		260			Spiral first two and last two sec. layers.	
Finish						Use double paper.	
Type Lead	#20 P. Br.		#20 Dulac				
Lead Lgth.	9"		9"				
Layer Insul.	40#		double 12#				
Test Volt.	1250		5000				
Wrapper	2L005GA		2L007VC 2L005GA				

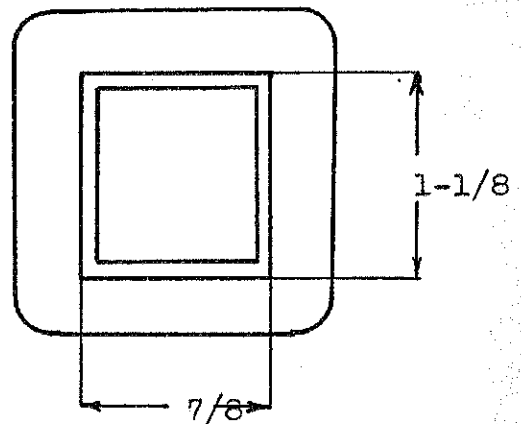

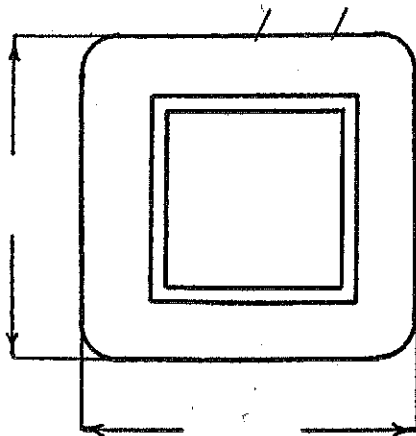
TUBE	7L007 + 1L007VC on Sec.	IMPREGNATION	Double Varnish
------	-------------------------	--------------	----------------

CORE	Double E	GA.	GRADE	STACK
------	----------	-----	-------	-------

MOUNTING Uncased - Special neon brackets

Adjust to 9 Ma. (10-11 short circuit)
Note: See back of specification

Heavy finishing over mica



DESIGNED BY G. Weaver

P- 11/16
S- 1-5/16

DATE 4/12/38

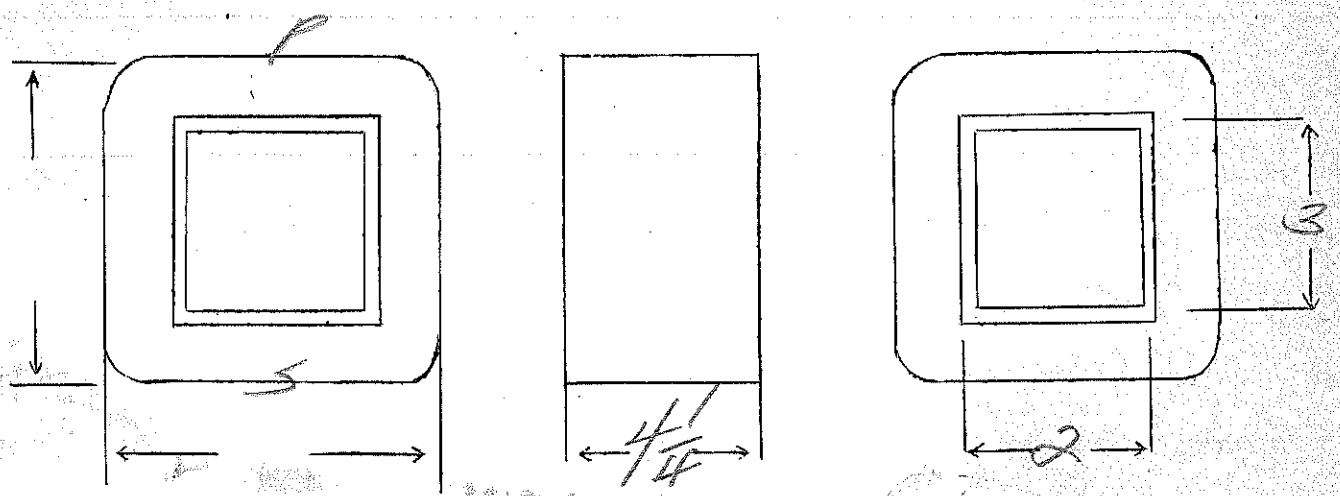
Ep-115
 Es-115V-750 watt

Insulated for 12,000V (5000V work)

1.2 SPEC. NO. 4016

Winding	P	Sheet	5			
Turns	138	1	145			
Taps						
Wind. Lgth.	3 1/2		3"			
Wire Size	#11	SHIM	#11			
T.P.L.	52		52			
Kind Term.	WIRE ONLY					
Term. Lgth.	6"	6'				
Layer Insul.	Kraft.					
Test Volt.	5000		12000			
Wrapper	21005GA 21007VC	21005GA 21007VC	21005GA 21007VC			
TUBE	10L007 + 1L007VE		IMPREGNATION	VARNISH		
CORE				PRIMARY V.A.		
MOUNTING	Un-cased					

Pri & sec. out to bakelite strips



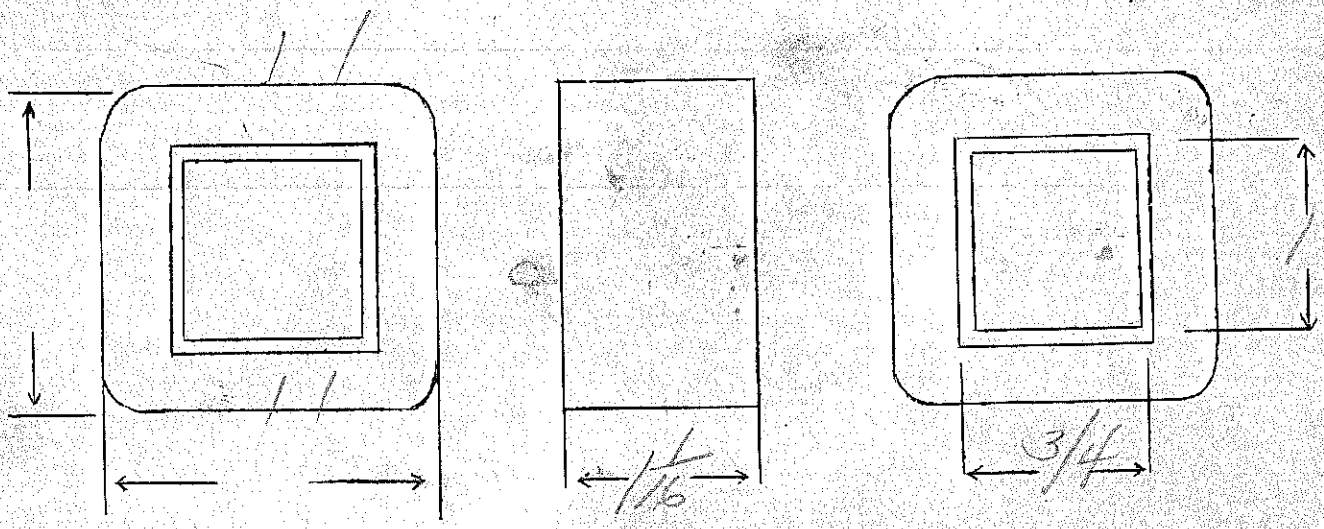
DESIGNED BY *Geo*

DATE 4/19/38

SPEC. NO. 4017

Winding							
Turns	275	5500					
Taps							
Wind. Lgth.	7/8	3/4					
Wire Size	#26	#40					
T.P.L.	46-6	200-28					
Kind Term.	Silver Brain						
Term. Lgth.	3"	3"					
Layer Insul.	40#	14#					
Test Volt.							
Wrapper	21007VC (4005GA)						
TUBE	76007		IMPREGNATION	Varnish			
CORE	3/8 x 1 - 24GA	2 x 2	PRIMARY V.A.				
MOUNTING	D - wrap in panel						

Heavy finishing 21010VC / 21005GA



DESIGNED BY *GW*

DATE *4/7/38*

EP - 110-115-120V

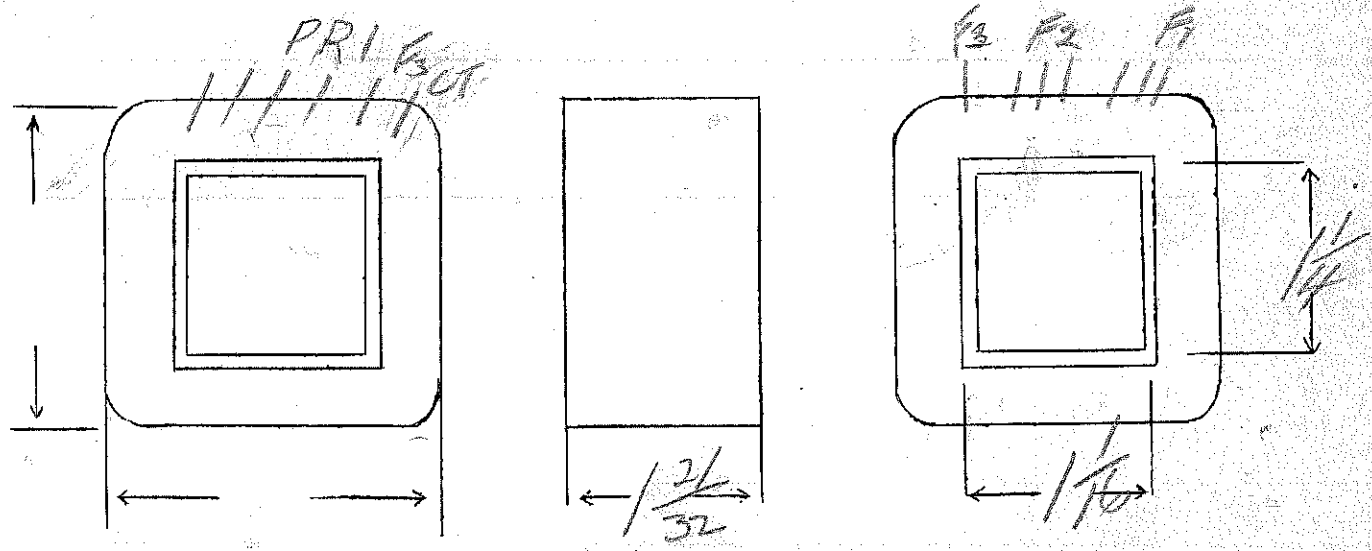
E3 - 5.1V - 4 amp 1-35T
 E2 - 5.1V - 4 amp 1-35T
 E1 - 5.1V - 6.5 amp 1-100T

$\frac{N}{E} = 1.5$

SPEC. NO. 4018

Winding	PRI	F1	F2	E3			
Turns	540 518	26	26	26			
Taps	495	13	13	13			
Wind. Lgth.	115/32						
Wire Size	#23	#16	#16	double #17			
T.P.L.	57-10	1L	1L	2L			
Kind Term.	WIPE ONLY						
Term. Lgth.	3"	✓	✓	✓			
Layer Insul.	50#	—	—	—			
Test Volt.							
Wrapper	31005GA	✓	✓	31005GA			

TUBE 7007 | IMPREGNATION VARNISH
 CORE | PRIMARY V.A.
 MOUNTING B



DESIGNED BY Jew

DATE 4/20/38

25 Watt Chime - with furnace control cones

MELODY CHIME CO.

Ep 120

ES-8-16-24V

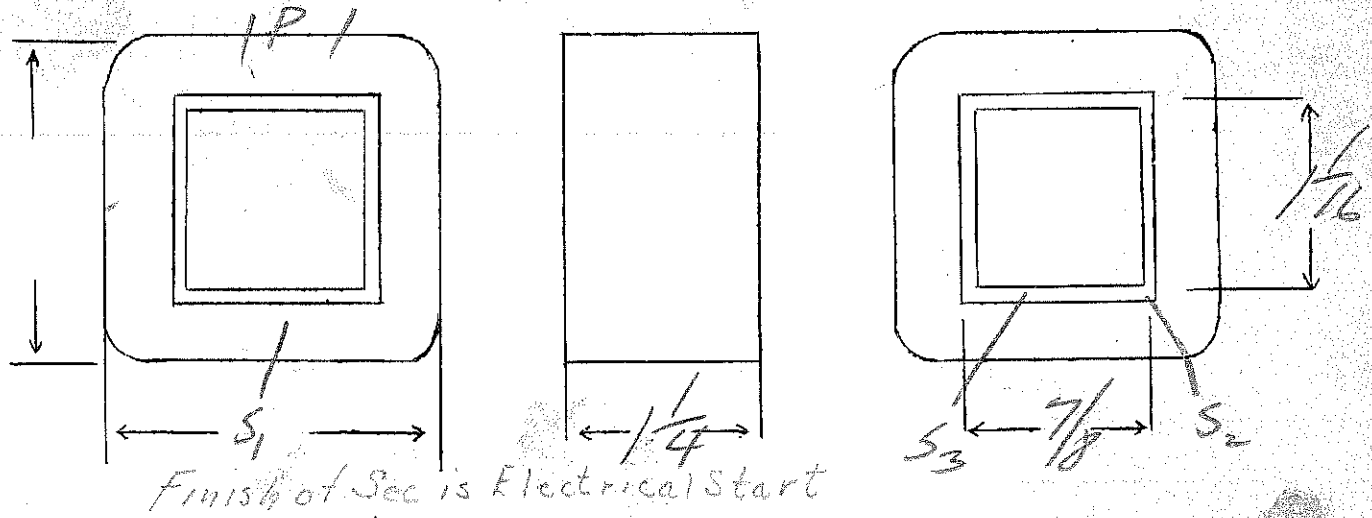
SPEC. NO. 4019

Winding	P	S				
Turns	760	173				
Taps		115				
Wind. Lgth.	1 1/16	1 1/16				
Wire Size	#29	#23				
T.P.L.	80-10	40-5				
Kind Term.	S.I. Br.	#18 PBr	Cut leads		white - 8"	11" - Finish
Term. Lgth.	3	As Specified			Red - 10"	10" - Tap
Layer Insul.	40#	50#			Black - 10"	10" - Start
Test Volt.						
Wrapper	21005GA	21005GA				

TUBE	72007	IMPREGNATION	VARNISH
CORE	7/8 x 1 1/16	PRIMARY V.A.	

MOUNTING 5 - panel at s.w. - use furnace control cones

Pri - one black, one white - #14 motor cable - 8" long
 Sec - #16 Pwr Br - 8" long, } 0 - white -
 white - 6" long } 8 - Red
 } 24 - Black



DESIGNED BY

DATE

Ed - 115-120

Es - 8.5 - 9 - 9.5 - 10V - 5amp

Ef - 5V, 3amp, Es - 350, 250V, 150ma

$\frac{N}{E} = 3.5$

SPEC. NO.

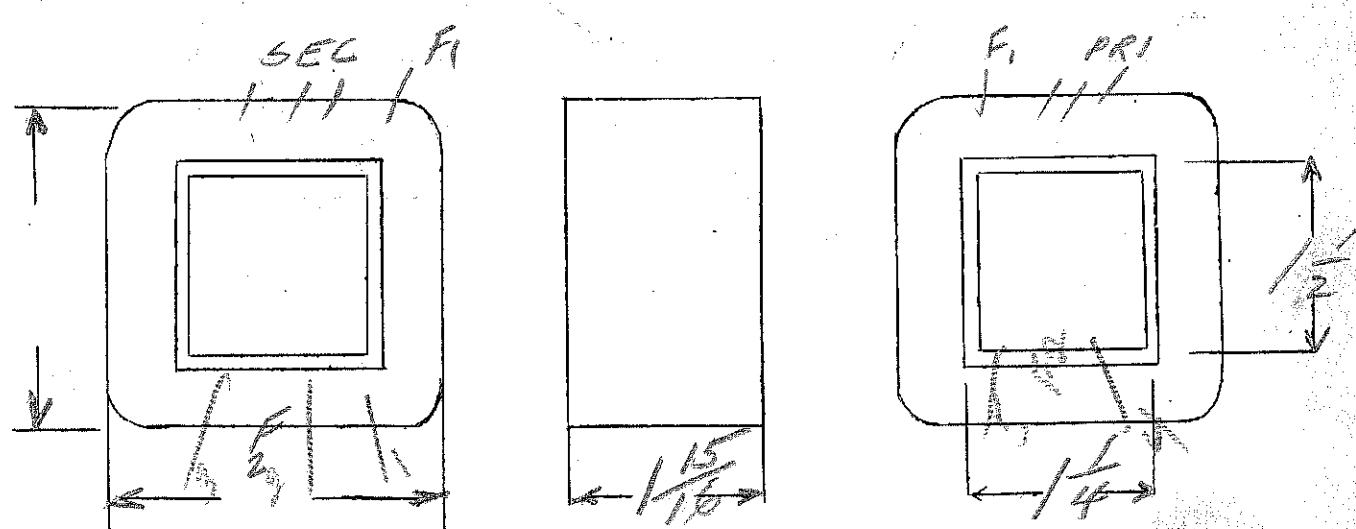
4020

Winding	SEC	SHIELD	PRI	F ₁	F ₂		
Turns	1330		420	19	38		
Taps	930		400		36-34-32		
Wind. Lgth.	1.75	✓	✓	✓	✓		
Wire Size	#29	#29	#21	#18	#15		
T.P.L.	133-10		54-9				
Kind Term.	SIL AN		WIRE ON				
Term. Lgth.	3"	3"	3"	3"	3"		
Layer Insul.	double 20#		50#				
Test Volt.							
Wrapper	10007VC	1005VC	20076A	20076A	20076A		

TUBE 71007 IMPREGNATION VARNISH

CORE 1 1/4 x 1 1/2 PRIMARY V.A.

MOUNTING B



DESIGNED BY *gwr*

DATE 4/18/30

Ep-240

$E_2 = E_3 = 6.3V - 6 \text{ amp}$

$E_3 - 750V - 15 \text{ ma}$

$E_4 - 25V - 1.4 \text{ amp}$

$E_2 - 6.3V - .9 \text{ amp}$

74

SPEC. NO. 4021-240V

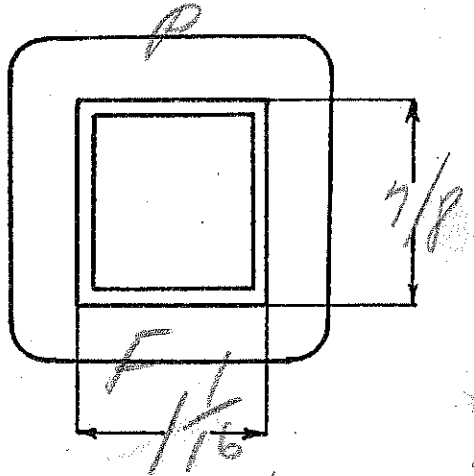

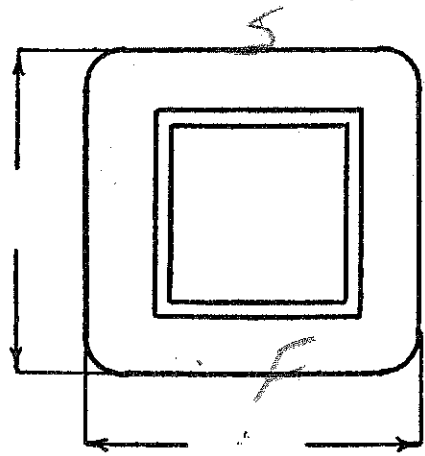
Winding	SEC	SHIELD	PR1	SHIELD	Blue F ₁	Green F ₂	White F ₃	Black F ₄
Turns	5900	1	1800	1	54	53	53	21
Taps	2950				-	-	-	-
Wind. Lgth.	1' 15/32							
Wire Size	#38	sheet	#30	sheet	#23	#23	#23	#20
T. P. L.	300-20	Copper	122-15	sheet				
Finish		silver		Copper				
Type Lead	#20 000		#20 000	silver	WIRES ONLY			
Lead Lgth.	8"	3"	8"	3"	9"	10"	10"	9"
Layer Insul.	double 16#		40#					
Test Volt.								
Wrapper	3L 3L 1000VDC	1000VDC	1000VDC	2000VDC	Double 2000VDC			

TUBE	76007	IMPREGNATION	Varnish
------	-------	--------------	---------

CORE	GA.	GRADE	STACK
------	-----	-------	-------

MOUNTING A

Supply color code with transp.

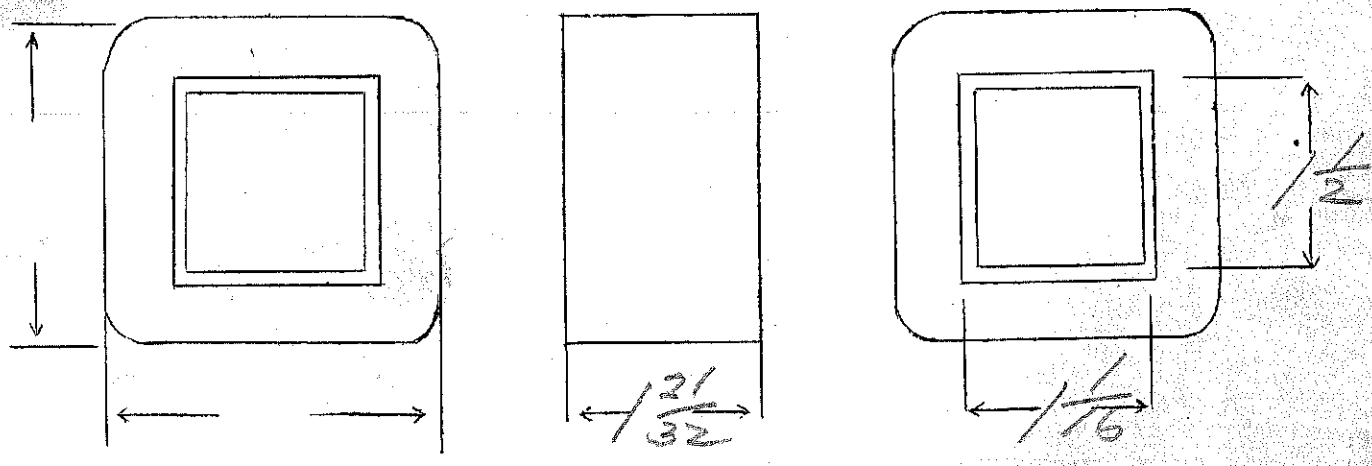


DESIGNED BY *RW*

DATE 9/21/38

$E_1 - 118V - 25A$ $E_2 - E_3 - 6.3V - .6amp$
 $E_3 - 750VCT - 15mA$ $E_4 - 2.5V - 1.4amp$
 $E_5 - 6.3V - 9amp$ SPEC. NO. 4021-25A

Winding	SEC	SHIELD	PRI	Blue F ₁	Green F ₂	white F ₃	black F ₄
Turns	5900	1	875	54	53	53	21
Taps	2950						
Wind. Lgth.	1 15/32		1 15/32				
Wire Size	#38	alum	#27	#23	#23	#23	#20
T.P.L.	300-30		88-10				
Kind Term.	#20 Pb	Sil Pb	#20 Pb				
Term. Lgth.	8"	3"	8"	9"	10"	10"	9"
Layer Insul.	double 16#		40#				
Test Volt.							
Wrapper	3L 2R 11007VC	11005VE	21005GA				21005GA
TUBE	7L007			IMPREGNATION	Varnish		
CORE					PRIMARY V.A.		
MOUNTING	A						



DESIGNED BY Law DATE 7/13/38

ED-118

EF₂ = EF₃ - 6.3V - 6 amp

ES - 750VCT - 15ma

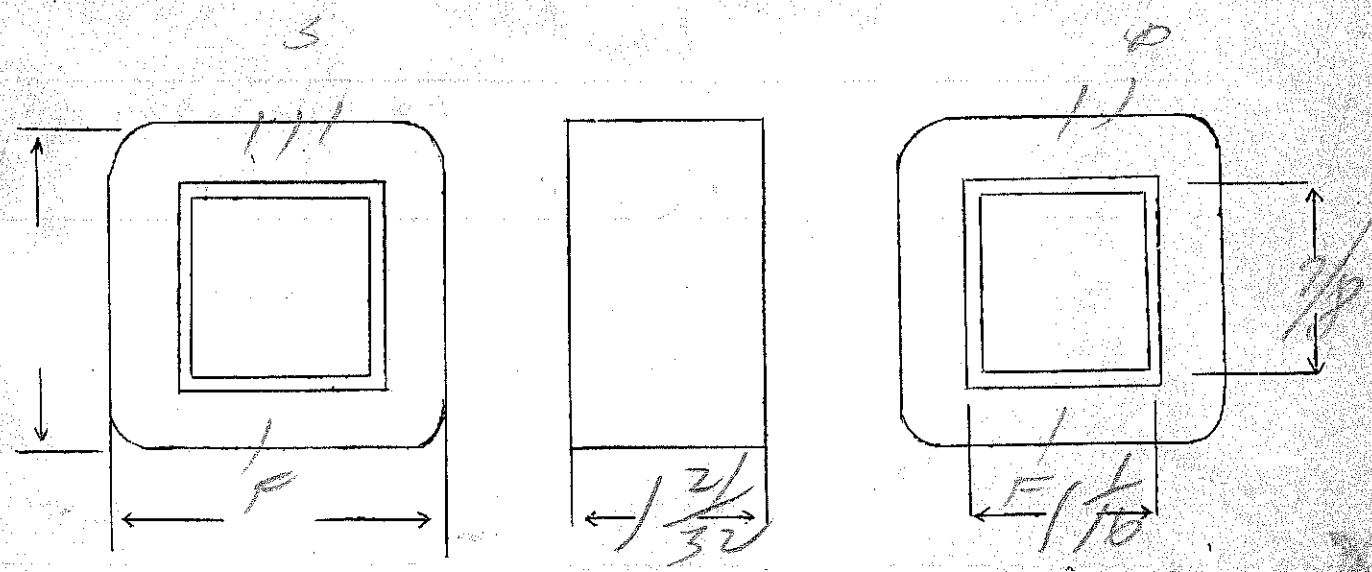
EF₄ - 2.5V - 1.4 amp

EF₁ - 6.3V - 9 amp

SPEC. NO. 4021

Winding	SEC	SHIELD	PR1	SHIELD	Blue F ₁	Green F ₂	White F ₃	Black F ₄
Turns	5900	1	875	1	54	53	53	21
Taps	2950							
Wind. Lgth.	1 1/32	✓	✓					
Wire Size	#38	Shim	#27	Shim	#23	#23	#23	#20
T.P.L.	300-20	5 1/2	88-10	5 1/2				
Kind Term.	#20 DM 1/2	Shim	#20 DM 1/2	Shim				
Term. Lgth.	8"	3"	8"	3"	9"	10"	10"	9"
Layer Insul.	double 1/16"		40#					
Test Volt.								
Wrapper	3L 1/2 14007VC	14005VC	14005VC	24005GA	✓	✓		24005GA
TUBE	71007	IMPREGNATION			VARNISH			
CORE				PRIMARY V.A.				
MOUNTING	A							

each trans to have color code when shipping.



DESIGNED BY

DATE

Ep 440
Es - 5V - 3 watt

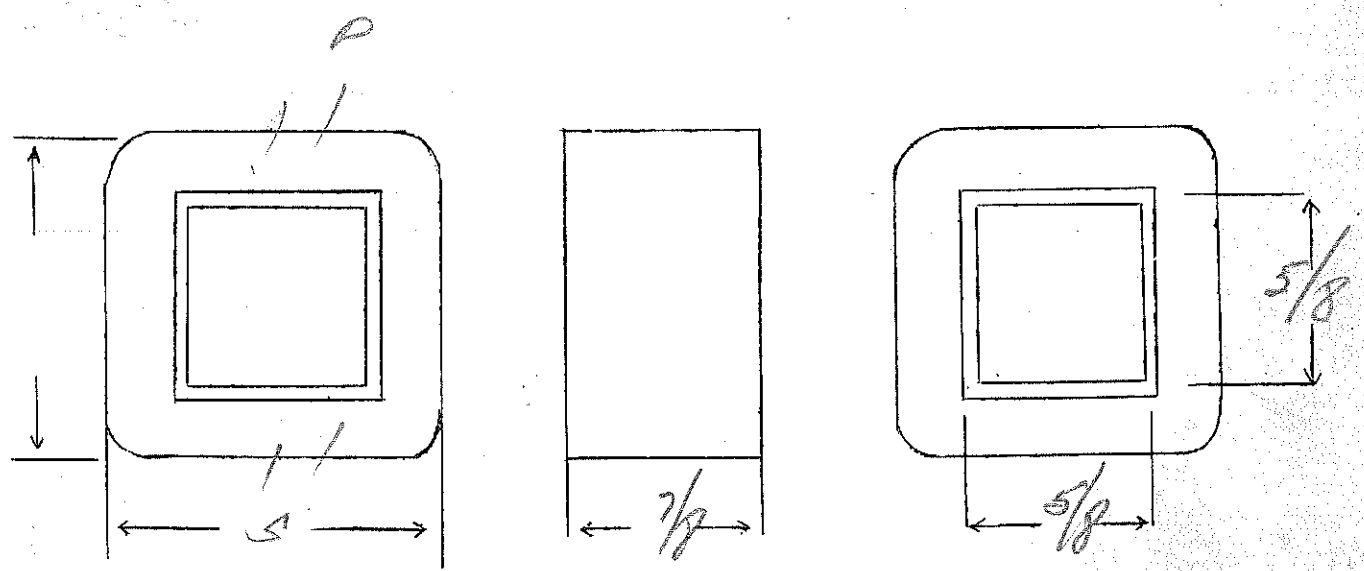
N/G = 16

SPEC. NO. 4022

Winding	PRI	SEC				
Turns	7000	96				
Taps	-	-				
Wind. Lgth.	3/4					
Wire Size	#40	#24				
T.P.L.	200-36	3L				
Kind Term.	Sil Br	W.O.				
Term. Lgth.	3"	3"				
Layer Insul.	12#	40#				
Test Volt.						
Wrapper	240056A	140056A				Double
TUBE	52007		IMPREGNATION		VARNISH	
CORE	5/8 x 5/8 - 240 - 2x2		PRIMARY V.A.			
MOUNTING	D					

Light coil!

1.35



DESIGNED BY *gw*

DATE 4/18/38

UCC 120

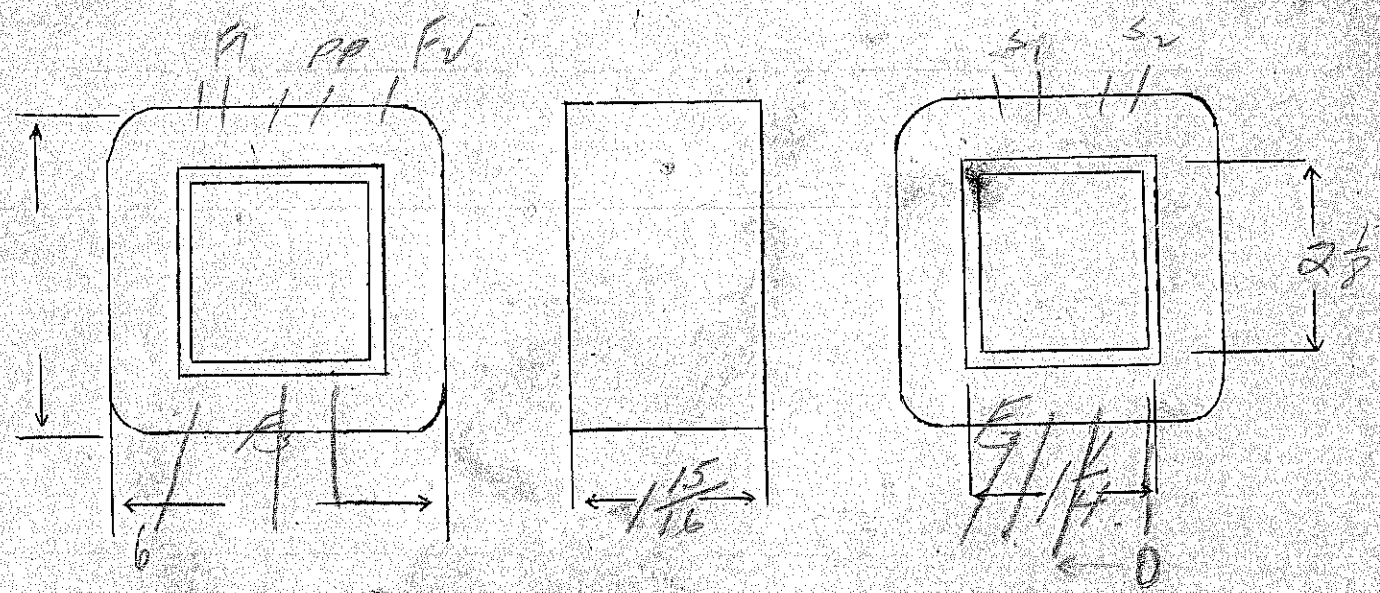
214 MET... Fire Dist...

5.5V 1.75A
 2.25V 3.5A
 90V 20ma
 180V 85ma
 0 5 10 15 20 25 35

2.75 amp SPEC. NO. 4023

Winding	S ₁	S ₂	Shield	PR1	F ₁	White F ₂	F ₃
Turns	230	460	160	288	16	6	90
Taps	—	—	—	—	—	—	13-26-38-51-70
Wind. Lgth.	1.75						
Wire Size	#34	#31	#31	#20	#19	Double #19	#17
T.P.L.	230	160-3	1L	48-6		rc	3L
Kind Term.	#20	Par Braided	side	W.O. Slowing	✓	✓	W.O. Slowing
Term. Lgth.	9"	9"	3"	9"	✓	✓	3"
Layer Insul.		40 #		007K			
Test Volt.							
Wrapper	1/2 005 VC	1/2 005 VC	1/2 005 VC	2/00 75A	✓	✓	2/00 75A

TUBE 96007 IMPREGNATION VARNISH
 CORE PRIMARY V.A.
 MOUNTING BB



DESIGNED BY *Geo* DATE 4/18/38

RED	BLUE	GREEN	WHITE	TOPS
S1	S2	F1	F2	F3
96	191	6.25	2.5	5.4
				10.8
				15.8
				21.2
				27
				30

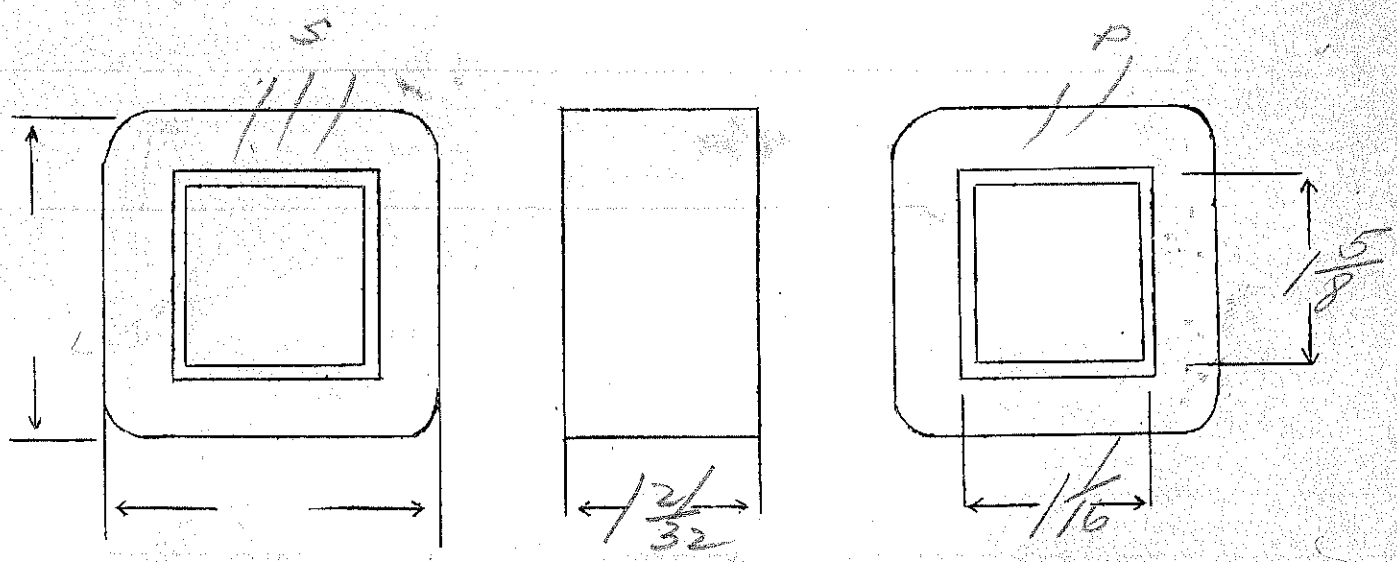
Ep-115 POWER
 E3 - 700VCT - 125 ma
 E7 - 6.3V - 4amp
 E8 - 5V - 3amp

3.3

SPEC. NO. 4024

Winding	SEC	SHIELD	PR1	F1	F2		
Turns	2460	56	380	18	23		
Taps	1230			-	+2		
Wind. Lgth.	1/15 1/32	✓	✓	-	-		
Wire Size	32		#23	#18	#16		
T.P.L.	154-16		56-7				
Kind Term.	#20PP		#20PP	WIRE ONLY			
Term. Lgth.	9"		9"	9"	9"		
Layer Insul.	double 16#		50#				
Test Volt.							
Wrapper	2007VC	2005VC	2005GA	2005GA	200560		

TUBE 7607 IMPREGNATION VARNISH
 CORE PRIMARY V.A.
 MOUNTING A



DESIGNED BY SW

DATE 4/20/38

Ep - 115

see 3563

ES - 1700V - 300 ma

4025

EF - 21VCT - 2 amp

132

SPEC. NO.

Winding	SEC	PRI	FIL				
Turns	2320	158	30				
Taps			15				
Wind. Lgth.	2 1/2						
Wire Size	#26	#13	#19				
T.P.L.	130-18	52					
Kind Term.	#20 Dura	WIRE ONLY					
Term. Lgth.	12"	4"	4"				
Layer Insul.	double 40#	.007K					
Test Volt.							
Wrapper	31007VC	31005GA	31005GA				

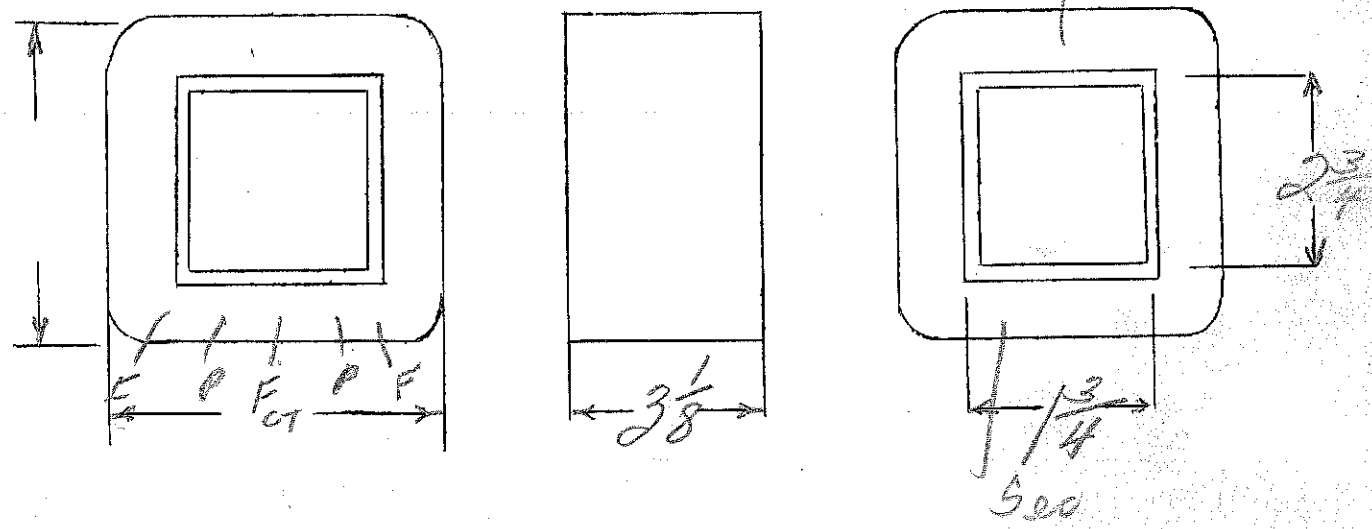
TUBE 9L007 + 21007VC IMPREGNATION YARNISH

CORE PRIMARY V.A.

MOUNTING C - open type 5035-6 sheet metal brackets

start lead in coil - black laminator

Dr. Hurey
44-0777



DESIGNED BY *[Signature]*

DATE 5/3/38

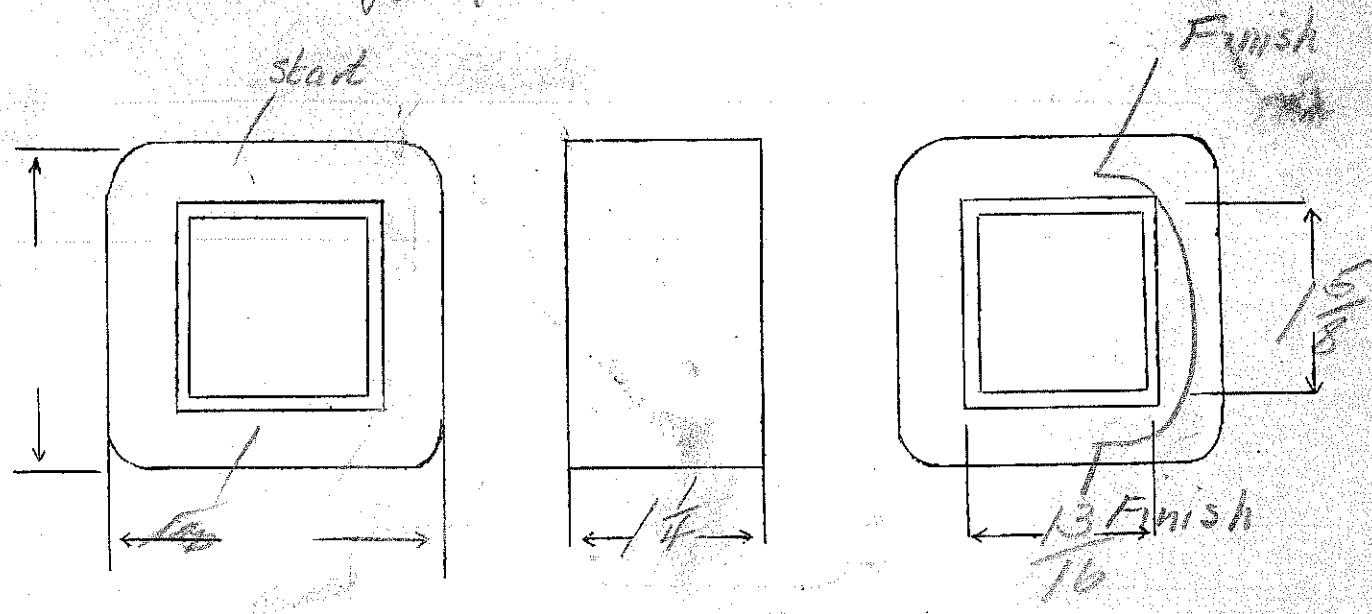
Ep-240
 ES-120- auto transform

3.9 SPEC. NO.

4026 coil

Winding							
Turns	940						
Taps	434						
Wind. Lgth.	1 1/16						
Wire Size	#26						
T.P.L.	56-18						
Kind Term.	WIRE ONLY						
Term. Lgth.	4"						
Layer Insul.	40H						
Test Volt.							
Wrapper	2605GA						
TUBE	71007	IMPREGNATION			VARNISH		
CORE		PRIMARY V.A.					
MOUNTING							

Panel like oven control



DESIGNED BY *GW*

DATE 4/26/38

120V @ 60Hz ^{Call Ringing} CHIME
 See - 8, 24 volt, 10 VA

SEE 0001

Same as 3794
 (leads outside)

PRYNE & COMPANY

SPEC. NO. 4027

Winding	P	S				
Turns	1040	265				
Taps	—	89	2 nd layer			
Wind. Lgth.	1 1/16"	1 1/16"				
Wire Size	#31	#26				
T. P. L.	100-110	53-60				
Finish	90%	85%				
Type Lead	Sil. Br.	#16 Prim. Br.				
Lead Lgth.	4"	4"				
Layer Insul.	12 40#6	12 50#6				
Test Volt.	1250					
Wrapper	12 007 VC	22 005 GA				

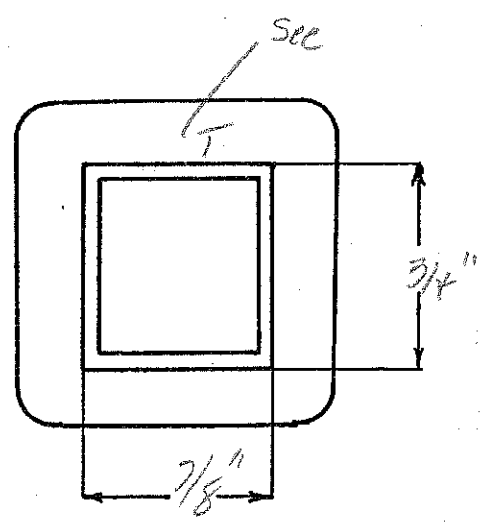

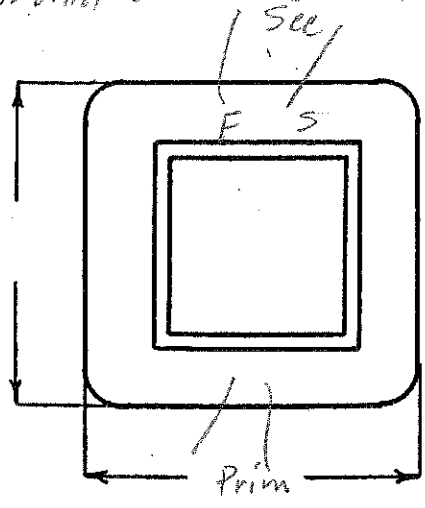
TUBE 6L-007 GR IMPREGNATION Varnish

CORE 7/8 x 3/4" E & I GA. 24 GRADE D STACK 2x2

MOUNTING S - Prim. out bottom.

Cu = Note: Use paper legs on panels.
 Fe = 7/16 @ 60v


TPV = 9.08
 Wire Net = 0.310" (0.245")



Re. DESIGNED BY HWS

over

DATE 8-20-41



Ep - 220V.

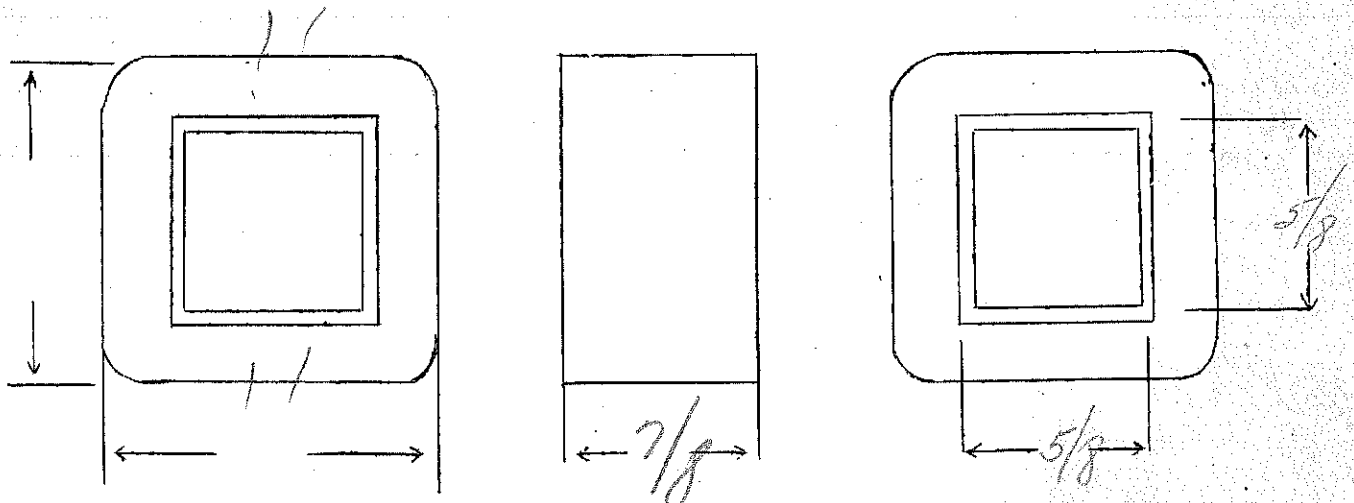
ES - 6.3V - .6 amp

141

SPEC. NO. 4028

Winding	PRI	SEC				
Turns	3100	104				
Taps						
Wind. Lgth.	3/4					
Wire Size	#38	#24				
T.P.L.	155-20	32-5				
Kind Term.	SIL M	W-O				
Term. Lgth.	3"	3"				
Layer Insul.	16 #	40 #				
Test Volt.						
Wrapper	16005V6	260058A				
TUBE	52007		IMPREGNATION	VARNISH		
CORE			PRIMARY V.A.			
MOUNTING	D - 29 - B Grade 2x2					

11200



DESIGNED BY

Law

DATE

5/4/38

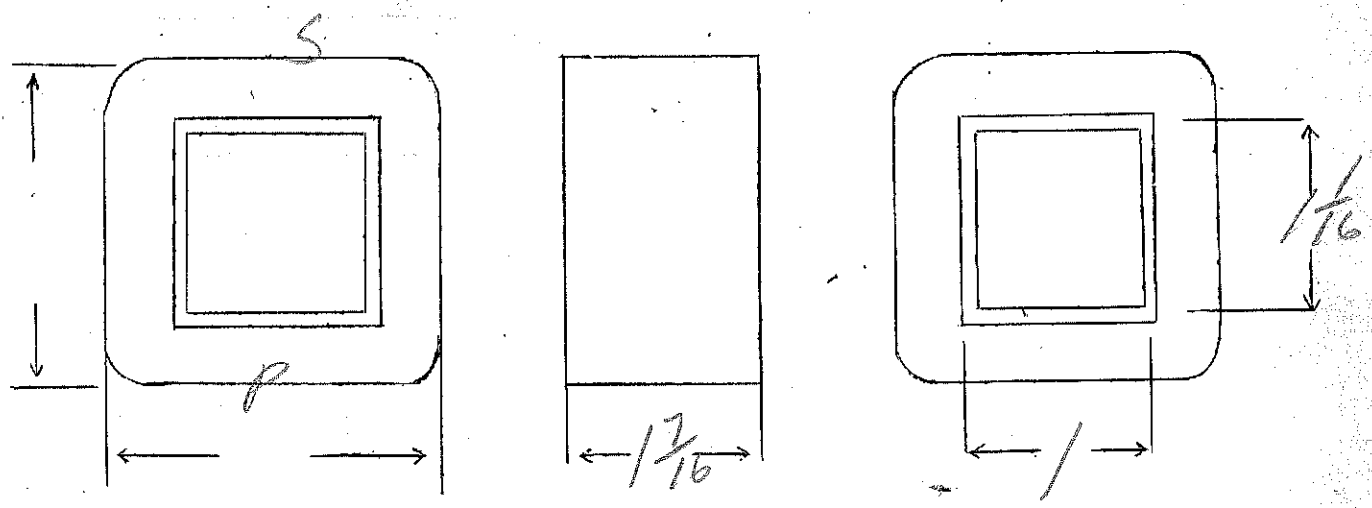
Sound Products Co
Ep-32V dc vibrator

see 3696

ES - to deliver 210V d.c. - 70ma - 8 wfd output

SPEC. NO. 4029

Winding	SEC	PR1				
Turns	3500	316				
Taps	1750	158				
Wind. Lgth.	1.25					
Wire Size	#34	#24				
T.P.L.	160-22	53-6				
Kind Term.	#20 Par B	#20 Par B				
Term. Lgth.	9"	9'				
Layer Insul.	double 16#	50#				
Test Volt.						
Wrapper	210071C	210055A				
TUBE	71007		IMPREGNATION		VARNISH	
CORE				PRIMARY V.A.		
MOUNTING	A - Copper shield over laminations					



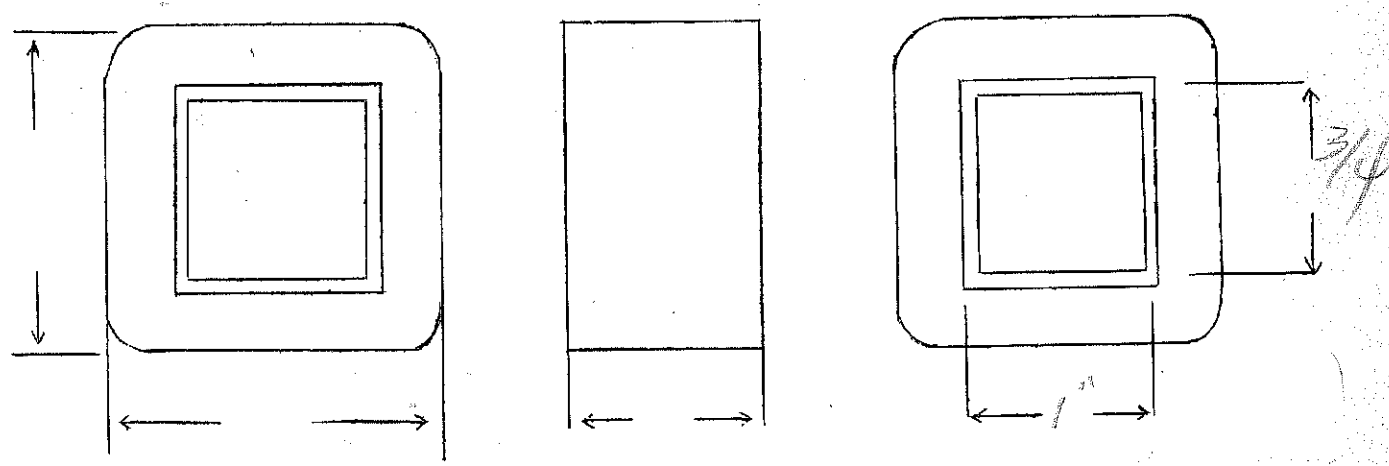
DESIGNED BY *lgw*

DATE 5/4/38

SPEC. NO. 4030

Winding			PRI	F ₁	F ₂		
Turns	4700		858	53	41		
Taps	2350						
Wind. Lgth.							
Wire Size	#37	#28	#28	d-24	21		
T.P.L.	20L		10L	2L	1L		
Kind Term.							
Term. Lgth.							
Layer Insul.	d16		40*				
Test Volt.							
Wrapper	1005VC	1005VC	2	2	2		

TUBE	56087	IMPREGNATION
CORE		PRIMARY V.A.
MOUNTING		



DESIGNED BY


DATE

Ep-440

Es-24V-100 watt - tap 16V
3,66

SPEC. NO. 4031

Winding	PRI	SEC				
Turns	1620	98				
Taps	—	65				
Wind. Lgth.	1.75	—				
Wire Size	#27	#16				
T.P.L.	104-16					
Kind Term.	#20	W.D.				
Term. Lgth.	9"	9"				
Layer Insul.	50#	005				
Test Volt.						
Wrapper	21005GA	21005GA				
TUBE	76007		IMPREGNATION	VARNISH		
CORE				PRIMARY V.A.		
MOUNTING	A					



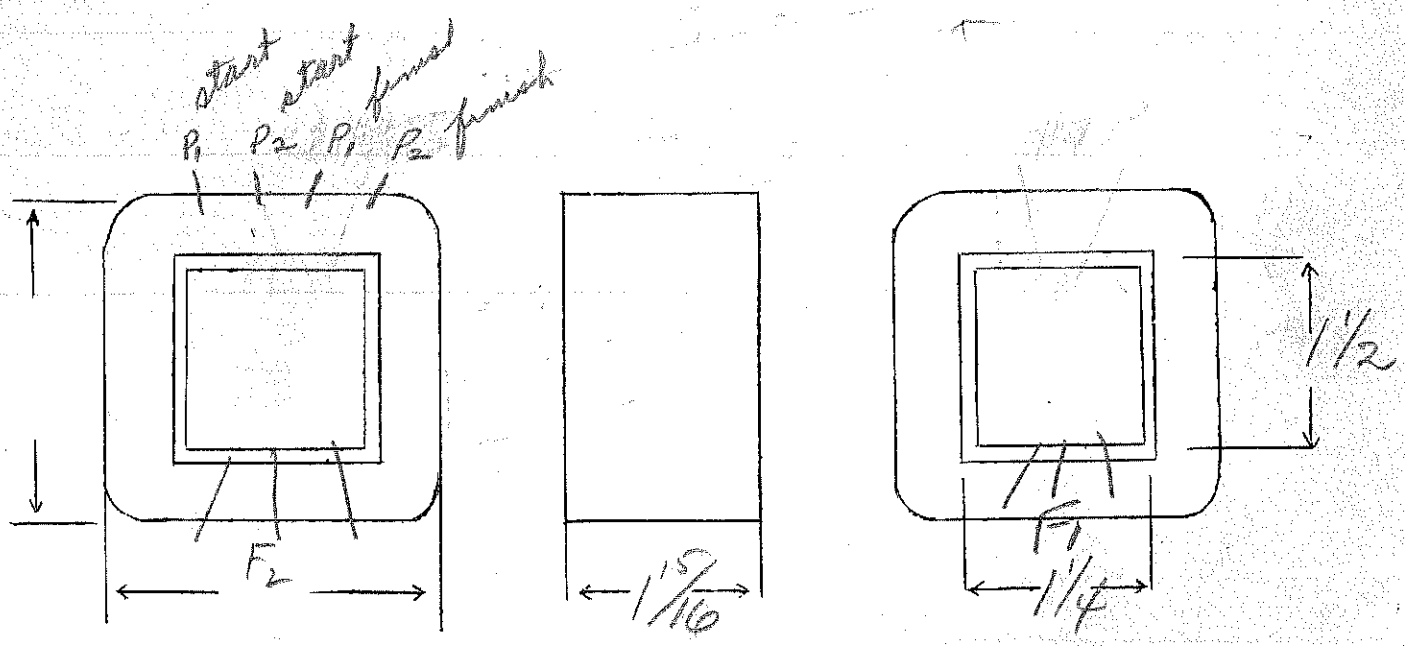
DESIGNED BY *Greaver* DATE 4/25/38

$E_p = 115-2300$ volt. for series or parallel see 2614
 $E_{F_1} = 10V-CT-8amp.$
 $E_{F_2} = 2.5VCT-10amp.$

SPEC. NO. 4032

Winding	Pri	Pri	F ₁	F ₂			
Turns	368	368	36	9			
Taps	—	—	18	5			
Wind. Lgth.	1.75	—	—	—			
Wire Size	#24	#24	#12	#12			
T.P.L.	74-5	74-5	2L	1L			
Kind Term.	—	—	—	—			
Term. Lgth.	—	—	—	—			
Layer Insul.	50#	50#	1007	—			
Test Volt.	1500	1500	1500	7500			
Wrapper	1L007VC	2L007GA	2L007VC 2L005GA	2L007VC 2L005GA			

TUBE | 7L007 | IMPREGNATION | Varnish
 CORE | 1 1/4 x 1 1/2 | PRIMARY V.A. |
 MOUNTING BB



DESIGNED BY

DATE 5-3-38

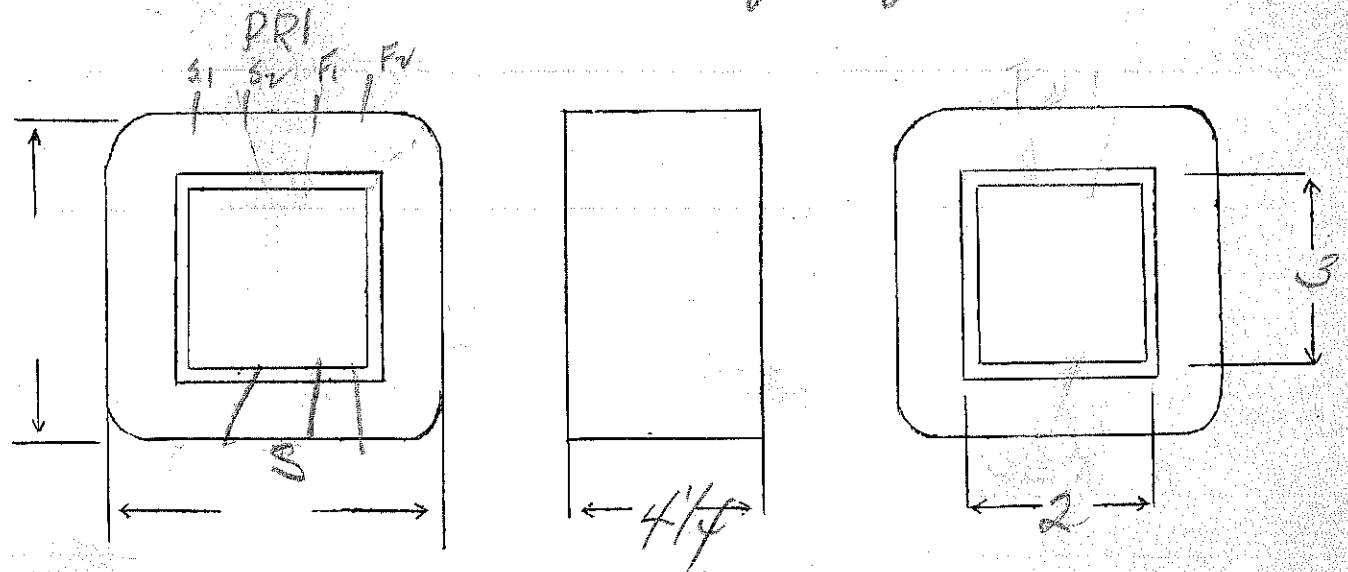
$E_p = 115/230V$ for series or parallel
 $E_s = 4000VCT - 400mA$

SPEC. NO. 4033

Winding	SEC VC	PR1 #1	PR1 #2			
Turns	4650	118	118			
Taps	2325	—	—			
Wind. Lgth.	3 1/2	3 1/2	—			
Wire Size	#25	#14	#14	GROUND C.T. TO LUG		
T.P.L.	167-28	48	48	OUTSIDE OF		
Kind Term.	Bakelite Strip	Lugs	Lugs	TRANSFORMER		
Term. Lgth.	6"	—	—			
Layer Insul.	double 40#					
Test Volt.	7500	2500	2500			
Wrapper	4L007VC 2L005GA	3L005GA	3L005GA			

TUBE	10L007 + 2L007 VC	IMPREGNATION	VARNISH
CORE	2x3	PRIMARY V.A.	
MOUNTING U.	-		

Start sec lead in coil
 Bring Secondary leads out to bakelite strip.
 " Primary out by lugs.



DESIGNED BY

DATE

5-3-38

$E_p = 115V$ OR $230V$ series or parallel

see 2076

$E_s = 10VCT - 7AMPS. C.T. GROUNDED$

SPEC. NO.

4034

BLACK

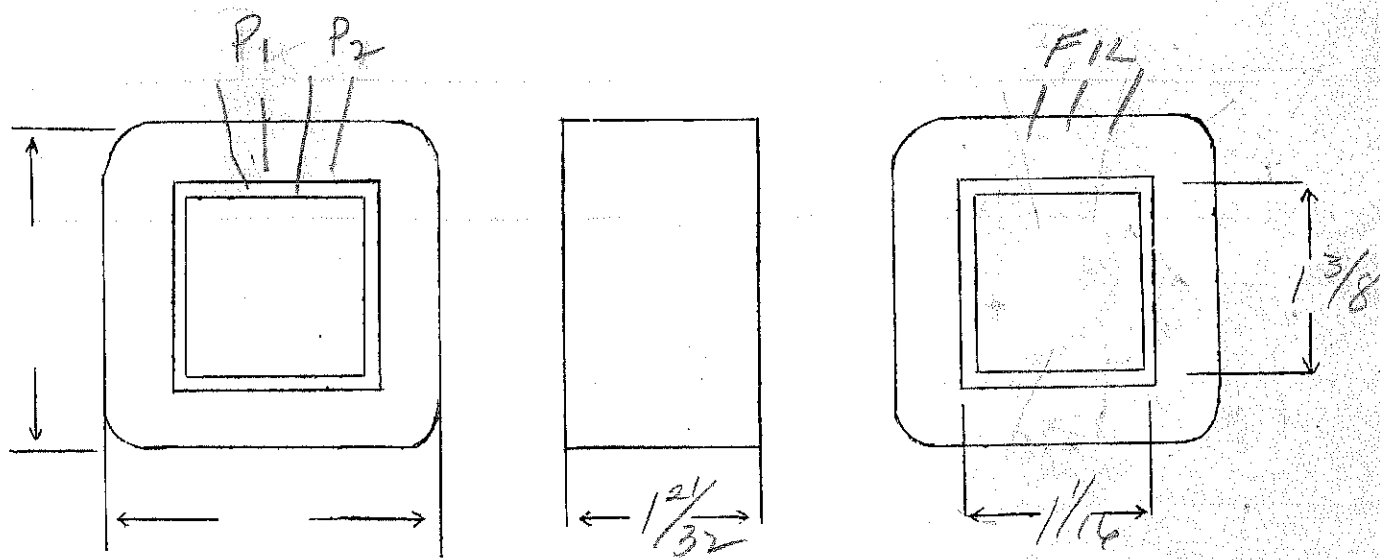
Winding	PRI #1	PRI #2	SEC				
Turns	460	460	45				
Taps	—	—	22-	SIL BRAID			
Wind. Lgth.	1 ¹⁵ / ₃₂	1 ¹⁵ / ₃₂	1 ¹⁵ / ₃₂				
Wire Size	#26	#26	#14				
T.P.L.	77-6	77-6	3L				
Kind Term.	#20 P Braid	#20 P or Braid	wire only				
Term. Lgth.	9"	9"	9"				
Layer Insul.	40#	40#	.007				
Test Volt.	1500	1500	1500				
Wrapper	1L007VC	2L0056A	2L0056A				

TUBE | 7L007 | IMPREGNATION | VARNISH

CORE | 1¹/₁₆ x 1³/₈ | PRIMARY V.A. |

MOUNTING | A |

Pri Starts - Brown
Finish - Green



DESIGNED BY

DATE

5-3-38

Ep 115VOR 230V series or parallel

see 3607

Es 1500V - 350 mA

SPEC. NO.

4035

¹¹⁵ block ¹²⁰ volts

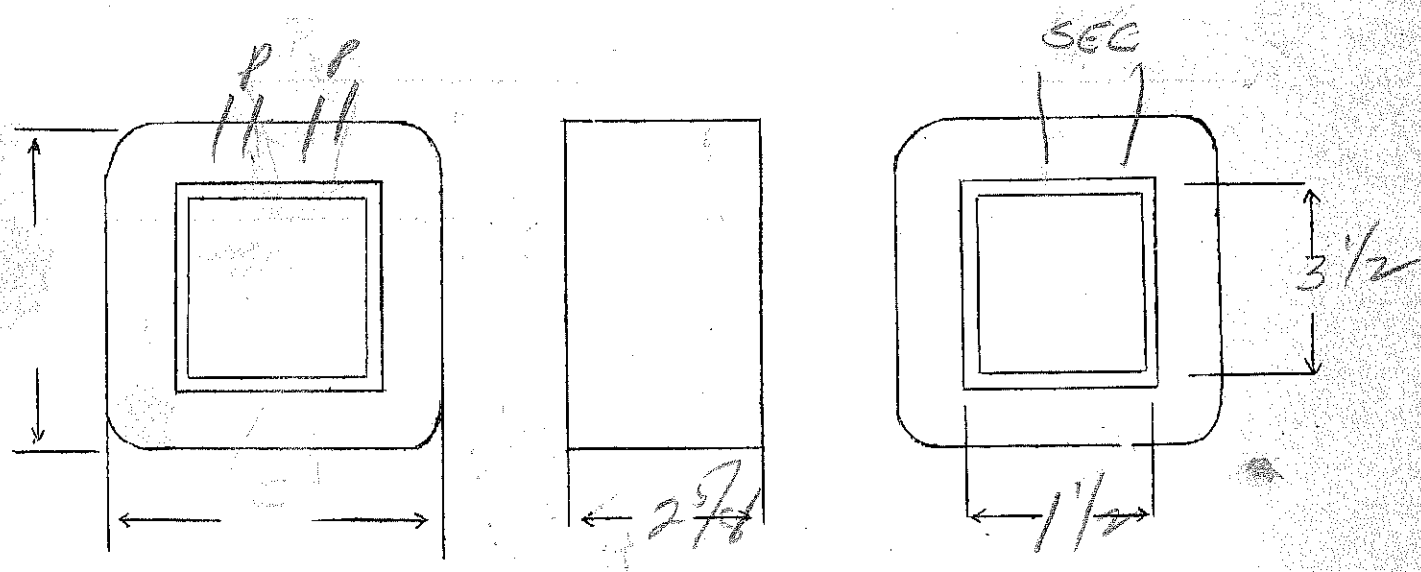
Winding	Sec		PRI #1	PRI #2			
Turns	1800		140	140			
Taps	—		—	—			
Wind. Lgth.	2 1/4		2 1/4	2 1/4			
Wire Size	#26		#17	#17	GROUND START		
T.P.L.	120-15				15"	#14 MOTOR LEAD	
Kind Term.		Wire Only Slewing			FOR OUTSIDE LEAD		
Term. Lgth.		12"					
Layer Insul.	double 40#		1007K	1007K			
Test Volt.	5000		1500	1500			
Wrapper	3L007VC 3L005GA		3L005GA	3L005GA			

TUBE 9L007 + 1L007VC IMPREGNATION VARNISH

CORE 1 1/2 x 3 1/2 PRIMARY V.A.

MOUNTING 5 - LEADS OUT LOWER SIDE OF CASE

GROUND START OF SEC. WINDING



DESIGNED BY

DATE

5-3-38

E_p 115VOR 230V for series or parallel
 E_s 10.5VCT - 8amp

see 0580

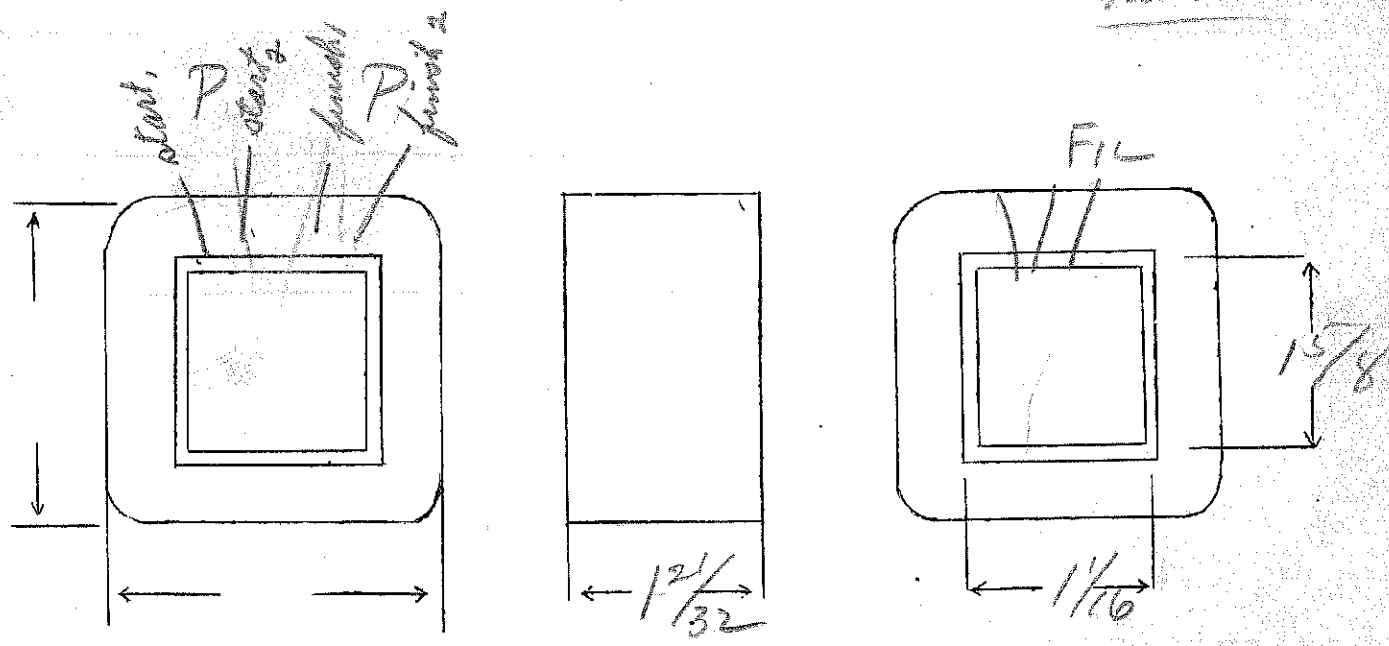
SPEC. NO. 4036

335

Winding	PRI #1	PRI #2		FIL		
Turns	383	383		39		
Taps	—	—		19		
Wind. Lgth.	1'5/32	1'5/32				
Wire Size	#26	#26		DOUBLE #16 or SINGLE #13		
T.P.L.	77-5	77-5		3L		
Kind Term.	WIRE ONLY					
Term. Lgth.	4"	4"		4"		
Layer Insul.	50#	50#				
Test Volt.	1500V	1500V		1500V		
Wrapper	1L007VC	2L005GA		2L005GA		

TUBE	7L007	IMPREGNATION	VARNISH
CORE	1'16 x 1'78	PRIMARY V.A.	
MOUNTING	C	pri + fil to lug	

MOUNT ON CHASSIS (#106 STOCK) Fincher



DESIGNED BY

DATE

5-3-38

Ep - 1150v 230V for series or parallel operation
1103

ALL 3557

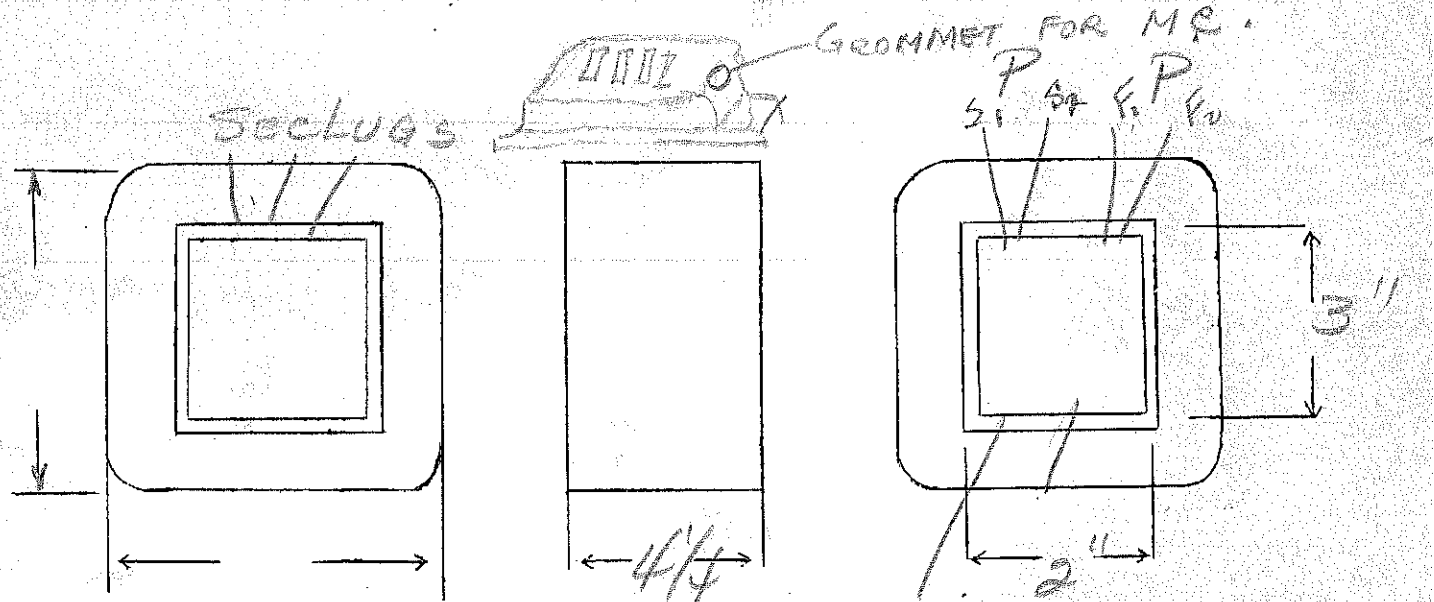
S5 - 1750V - 2000V - 2500V - 400ma SPEC. NO. 4037

Winding	SEE		PRI #1	PRI #2		
Turns	2640		120	120		
Taps	2200 - 1900					
Wind. Lgth.	3 1/2					
Wire Size	#24		#13	#13		
T.P.L.	147		43	43		
Kind Term.	WIRE ONLY					
Term. Lgth.	9"		4"	4"		
Layer Insul.	double 40#					
Test Volt.	7500		1500	1500		
Wrapper	4L007VC 2L005GA		3L005GA	3L005GA		

TUBE | 10L007 + 2L007VC | IMPREGNATION | VARNISH
CORE | 2x3 | PRIMARY V.A.

MOUNTING C - ALUM SHELL mount on Fischer 106 chassis

START LEAD OUT TOP 26" #14 MOTOR CABLE
LUG TO PANEL FOR MOTOR CABLE



SEE START LEAD TO LUG FOR MOTOR CABLE

DESIGNED BY

DATE

5-3-38

Ep-105-115-120
 Eg-1350 V - 300 Ma.
 Ep-10 V - 5 Amp

Bristow

SPEC. NO. 4080

1.39

Winding	1-2 SEC	3-4-5-6 PRI	7-8-9 FIL				
Turns	1965	174	16				
Taps	-	160-148	8				
Wind. Lgth.	2 1/8	2 1/8	1"				
Wire Size	#26	#15	#16				
T. P. L.	110-13L	35-5L 5L	1L				
Finish <i>Patch</i>	88%	97%	84%				
Type Lead	WIRE ONLY						
Lead Lgth.	3"						
Layer Insul.	<i>Exp. wind.</i> #140	1L007GA					
Test Volt.	5000 4000	2500 1500	2500 2000				
Wrapper	2L.007VC 3L.005GA	3L.005GA	2L.007GA				

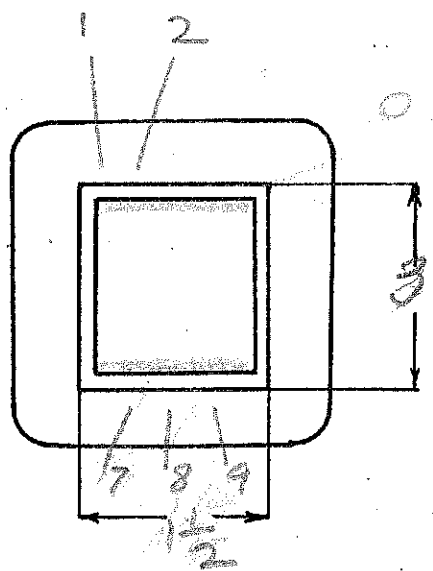

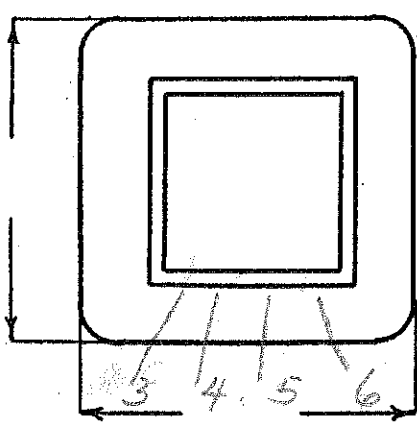
TUBE	9L.007 + 1L.007VC 8L.0106K + 1L.007VC	IMPREGNATION	VARNISH
------	--	--------------	---------

CORE	1/2 X 3	GA. 26	GRADE D	STACK
------	---------	--------	---------	-------

MOUNTING uncased - see #3312

WIND 88% Mount with Sec up

Sec to bakelite strip
Pri & fil to lugs.



DESIGNED BY CW

DATE 5/5/58

84.75

10/10/01

10/10/01

10/10/01

10/10/01

10/10/01

10/10/01

10/10/01

10/10/01

10/10/01

10/10/01

10/10/01

10/10/01

10/10/01




10/10/01

10/10/01

10/10/01

E = 27.7
S = 370, 340, 310
F = 1.5, 1.5

E = 230
S # 1965T
P = 17.3, 18.7, 20.4
P = 148T
F = 6.6



YU (10/10/01)

17H-150Ma - 350 Ω max

SPEC. NO. 4039

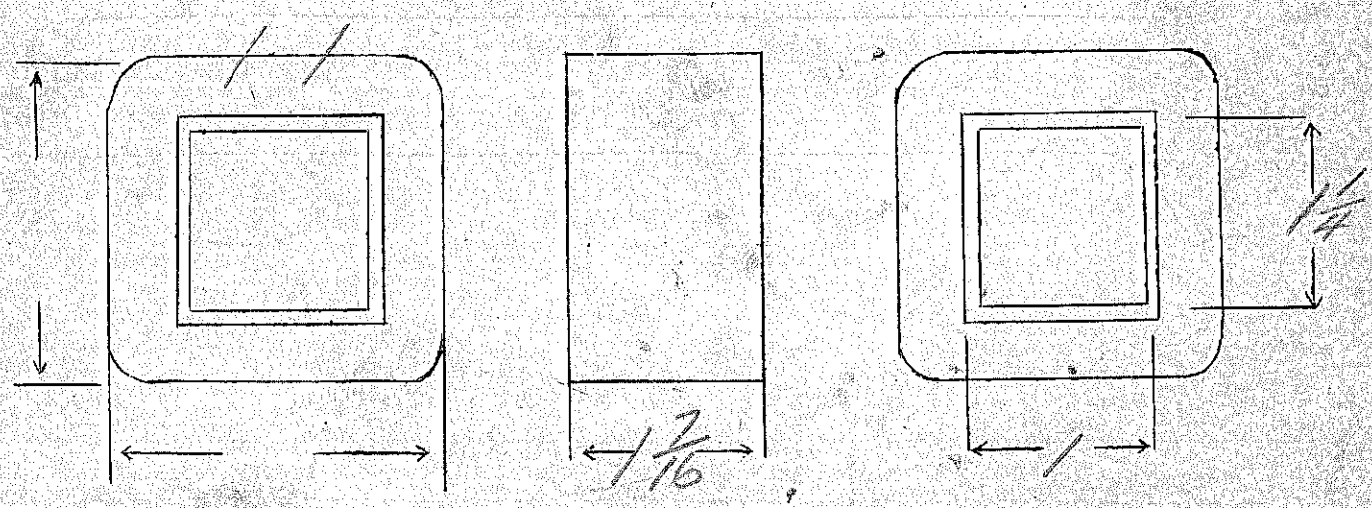
(Western Electric Co)

Winding	P					Radius	Inner	Temp
Turns	4450							
Taps								
Wind. Lgth.	1.25							
Wire Size	#31							
T.P.L.	117.38							
Kind Term.	#20Pa Black							
Term. Lgth.	6" out of case							
Layer Insul.	20#							
Test Volt.	2500							
Wrapper	360056A							

TUBE 5407 IMPREGNATION Varnish

CORE 2400 - .010" gap PRIMARY V.A.

MOUNTING A - Insulate lam from case with .020" armitite
 tight winding no keeper laminations



DESIGNED BY *Qu* DATE 6/23/38

Pri 105, 115 or 125V - 60w

ERP1
ASK-27290

750V CT @ 150mA

4.5V CT @ 3Amp.

2.5V CT @ 3Amp.

6.3V @ 1/2 Amp

SPEC. NO. 4040

12V-63V CT @ 3Amp.

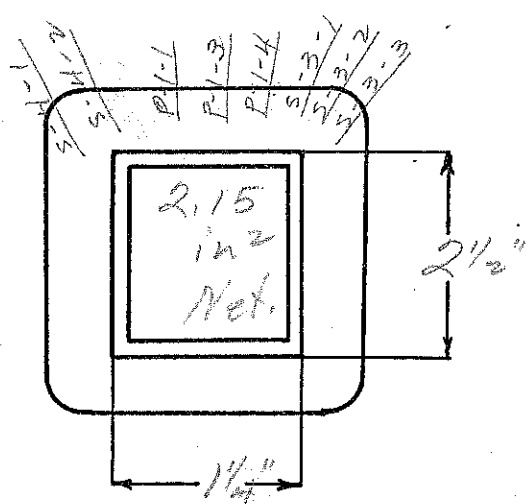

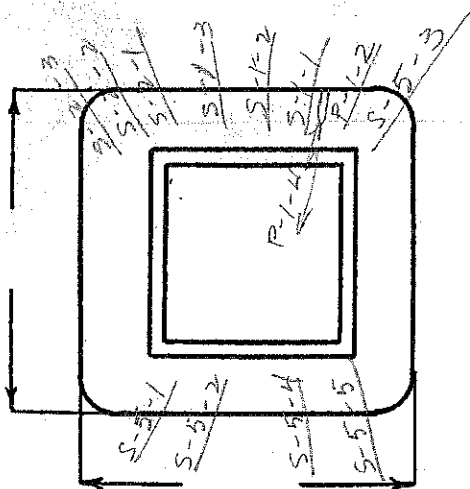
Winding	S-1 Sec	P-1 Pri	S-2 4.5V	S-3 2.5V	S-4 6.3V	S-5 10V	
Turns	1700	282	10	6 (265)	15 (665)	25 (11)	
Taps	850 ^b	259-235 ^b	5	3	-	20-125-5 ^b	
Wind. Lgth.	1 3/4"	1 3/4"	← 1 3/4"	→ 1 3/4"	→ 1 3/4"	3.1 - 0 - 3.1	
Wire Size	#30	#20	#18	#18	#23	#16	
T. P. L.	142-12L	47-7L	10-1/2L	6-1/2L	15-1/2L	24-1L	
Finish	88% Pitch	90%	24%	14%	20%	72%	
Type Lead	#20 Dialo	#1-20 Pr. BK.	W.O. Sleeve	W.O. Sleeve	W.O. Sleeve	W.O. Sleeve	
Lead Lgth.	8"-Red 10"-Blue 4"-Red	5"-17" 17"-17"	8"-10"-8"	10"-17"-10"	14"-14"	21"	(from case)
Layer Insul.	2L 20# G	1L 50# G	-	-	-	-	
Test Volt.	2500	1250	← ONE LAYER →		-	-	
Wrapper	1L 007VC	2L 005GA	1L-007VC down between each winding		2L- 005GA	2L 005GA	

TUBE 7L-007GR + 1L-005VC IMPREGNATION VAKWICH

CORE 1/4" x 2 1/2" E-I GA. 24 GRADE D STACK

MOUNTING "A A" Note: See attached Blue Print, Filas, single wound-

Co = 1100-655-540-540-1020-516
Fe = 60.6 @ 60w
TPV = 2.26
Wire Net = 0.553" (0.498")
2 See VA = 130 Z = 83
Pri VA = 164 cosφ = 90
Pri I = 1.56 Amp



Re-DESIGNED BY NMR

over

DATE 1-23-42

P-1-4 125 ~~Brown~~
 P-1-3 115 ~~Yellow~~
 P-1-2 105 ~~Black~~
 P-1-1 0 White

Red S-1-1
 Blue OCT S-1-2 750V @ 150ma

Red S-1-3
 Green S-2-1
 Green OCT S-2-2 4.5V @ 3Amp.
 Green S-2-3

Black S-3-1
 Black OCT S-3-2 2.5V @ 3Amp
 Black S-3-3

Blue S-4-1
 Blue S-4-2 6.3V @ 1/2 Amp.

White S-5-1
 White S-5-2
 White OCT S-5-3
 White S-5-4
 White S-5-5

} 6.3V @ 5Amp.
 } 10V @ 5Amp

Note: Attached Blue Point.
 Lead lengths (make actually longer than shown)

Old type "A" Case. (Extra deep)

Finishers: Follow color code to the letter.

$E_1 = 115V$
 $E_2 = 12V @ 1amp.$

OK ✓

Adolph + Assoc. Eng.

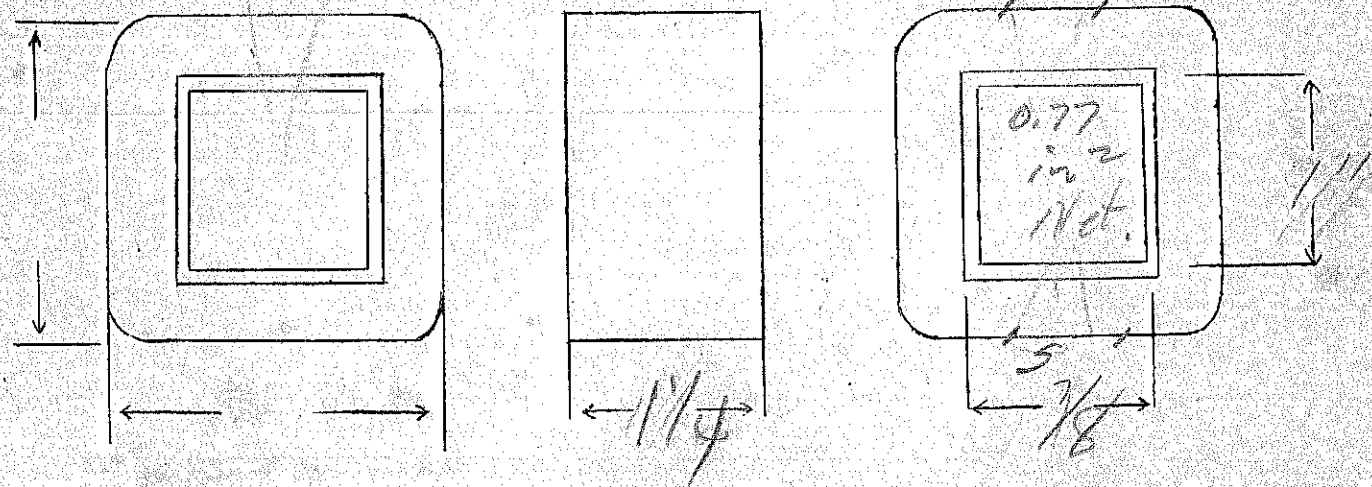
SPEC. NO. 404

Winding	Pri	Sec				
Turns	852	94	(690)			
Taps	—	—				
Wind. Lgth.	1 1/16	1 1/16				
Wire Size	#28	#21				
T.P.L.	91-12	32-32				
Kind Term.	lwg	lwg				
Term. Lgth.	3"	3"				
Layer Insul	1-40#	1-50#				
Test Volt.	1500	1500				
Wrapper	007 VC	2L005GA				

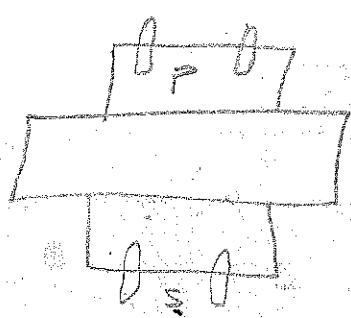
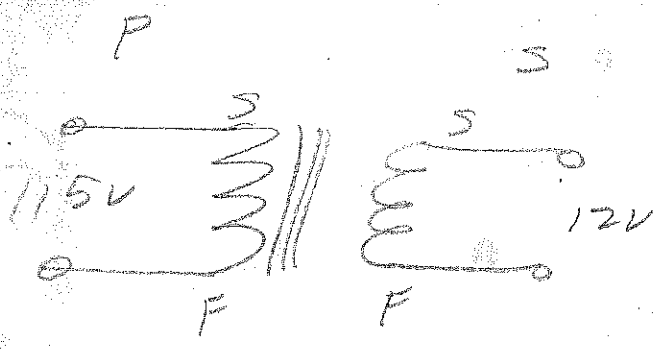
TUBE	7L007	IMPREGNATION	Varnish
CORE	1/8 x 1 2 by 2 2 1/2	PRIMARY V.A.	Dynamo
MOUNTING	D		

$CW = 652 - 509.$
 $FC = 65.7 @ 60v$
 $TPV = 7.4$
 $Wire Net = 0.304" (0.293")$

$Sec VA = 21$
 $Pri VA = 28.2$
 $Pri I = 245ma$
 $\lambda = 83 \quad 1050 = 90$
 P



DESIGNED BY ab DATE 5/5/38



S=23

Ep-230V
Es 7V @ 0.15 amp

Wk

General Controls
(102268)

$\frac{N}{E} = 25$

SPEC. NO. 4042

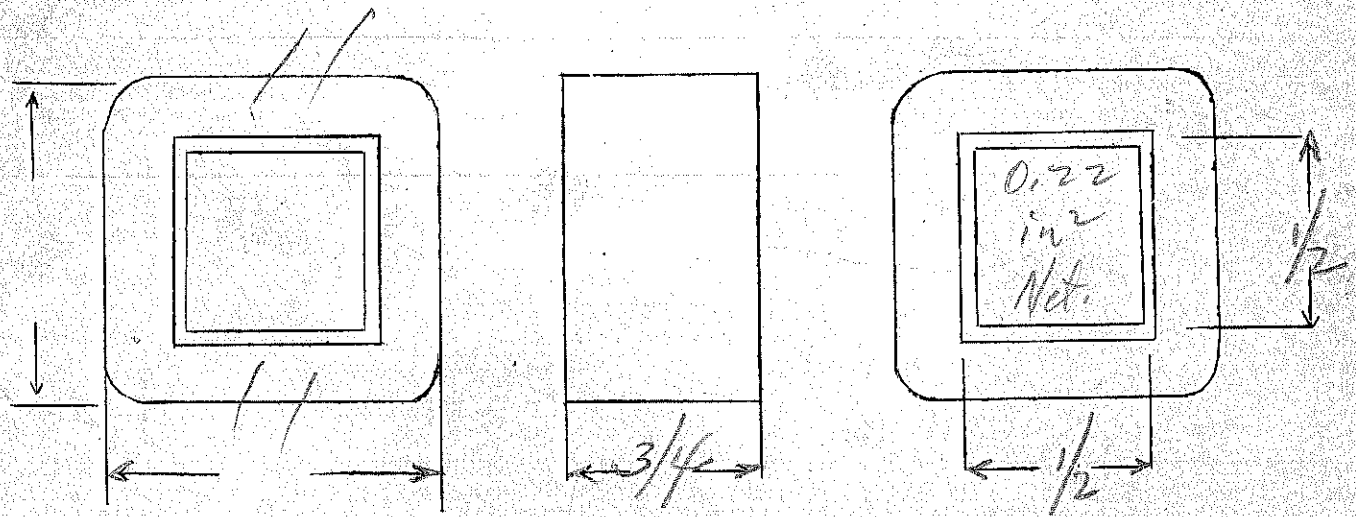
Winding	PRI	SEC				
Turns	5750	250	40%			
Taps						
Wind. Lgth.	5/8"	5/8"	= 0.625"			
Wire Size	#41	#30				
T.P.L.	180-32L	50-5L				
Kind Term.	(40%) #22 Laced	#22 Laced				
Term. Lgth.	5"	5"				
Layer Insul.	14#	1L 30#G				
Test Volt.	1250					
Wrapper	1L 009VC	2L005GA				

TUBE 5L007 | IMPREGNATION VARNISH
CORE 2X2 | PRIMARY V.A.

MOUNTING D - 2 mils | 24 ga, "D" grade

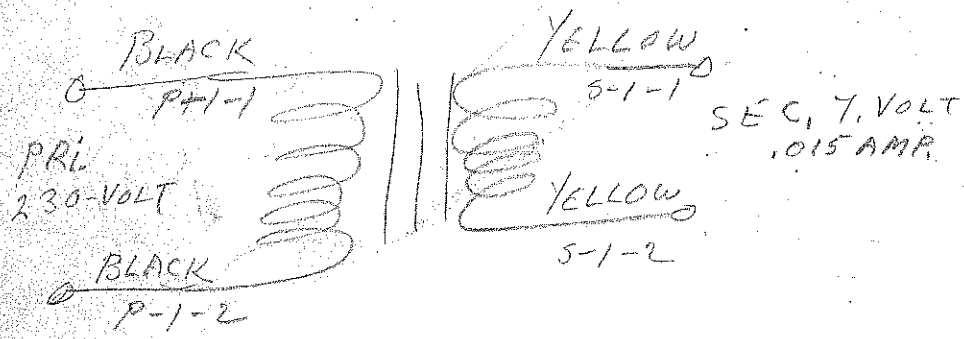
Cu = 1300-667
Fe = 68.2 @ 60w
TPV = 25.0
Wire Net = 0.210" (0.184")

See VA = 0.105 VA $\pi = 83$
P_{hi} VA = 0.14 $\cos\theta = 90$
P_{hi} I = 6/10ma



DESIGNED BY Geo

DATE 5/7/38



Ep - 105 - 110 - 115 - 117.5 - 120 - 122.5 - 125

Auto transformer

ME-7 SPEC. NO.

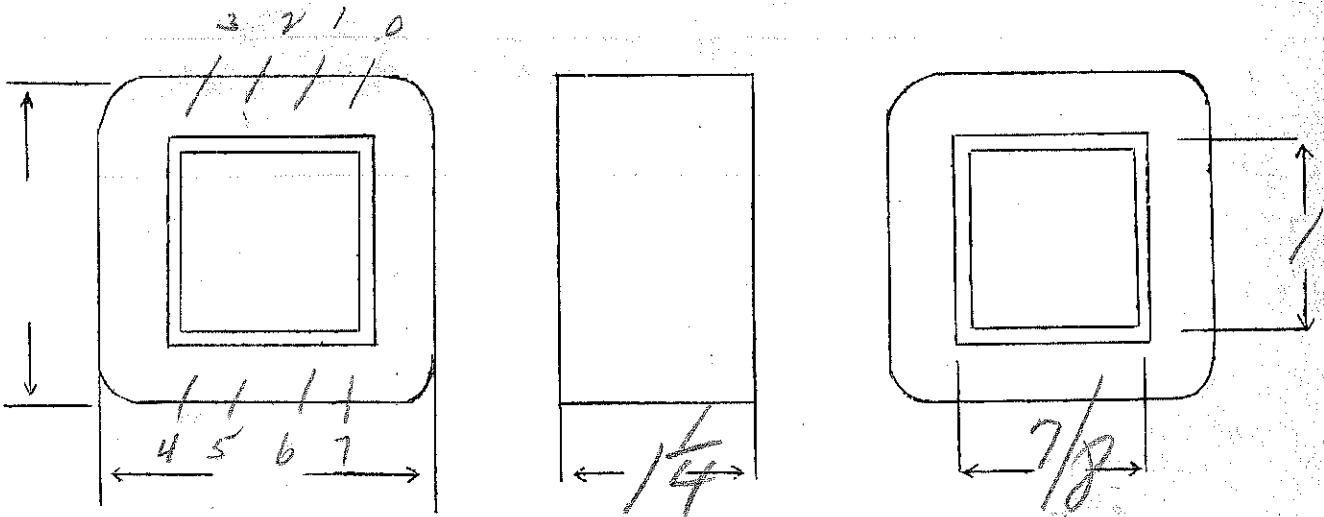
4043

Winding							
Turns	900						
Taps	880 - 855 - 835 - 805 - 775 - 735						
Wind. Lgth.	1/16						
Wire Size	#26						
T.P.L.	57-16						
Kind Term.	W.D.						
Term. Lgth.	3"						
Layer Insul.	40#						
Test Volt.							
Wrapper	2L005GA						

Sound tape

TUBE	5L007	IMPREGNATION	VARNISH
CORE	24 in. 2x2	PRIMARY V.A.	
MOUNTING	D		

Mult-Winders Left Side
Single Winders Right Side



DESIGNED BY Gw

DATE 5/7/38

Ep - 110-115-120

Es - 2500V - 300ma

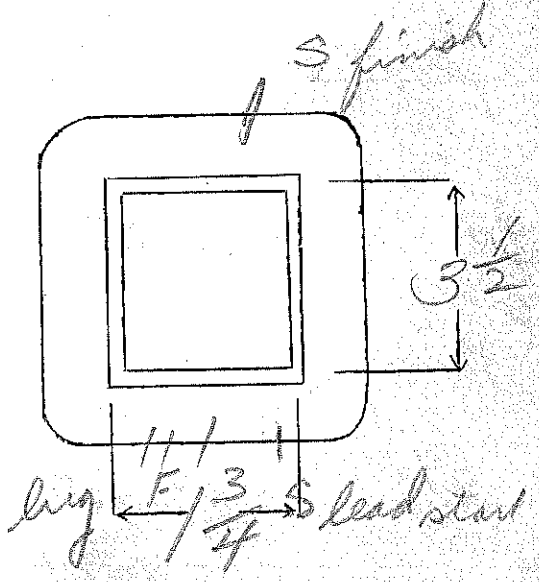

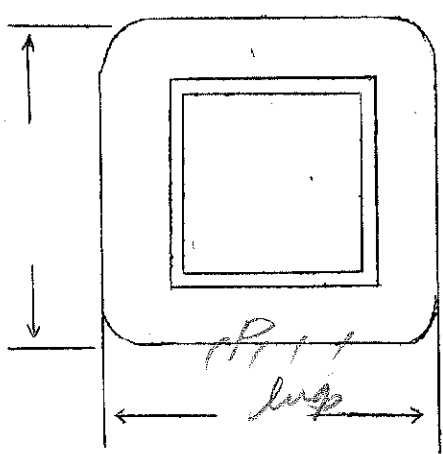
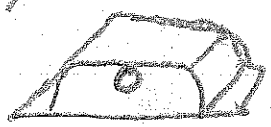
Ep - 5V-CT-10amp

105

SPEC. NO. 4044

Winding	SEC	PR1	FIL				
Turns	2800	126	6				
Taps		121	3				
Wind. Lgth.	2.5 16	116					
Wire Size	#26	#13	#16				
T.P.L.	122-23	4L!					
Kind Term.	#20 Bwac	WIRES ONLY					
Term. Lgth.	15" double	3"	3'				
Layer Insul.	40#						
Test Volt.	3000V						
Wrapper	3005GA	3005GA	3005GA				
TUBE	10L007+1L007VC		IMPREGNATION	VARNISH			
CORE			PRIMARY V.A.				
MOUNTING	C - steel shell - Louvers						

finish sec lead out top of shell cover
Aluminum Pt.



DESIGNED BY

Gur

DATE

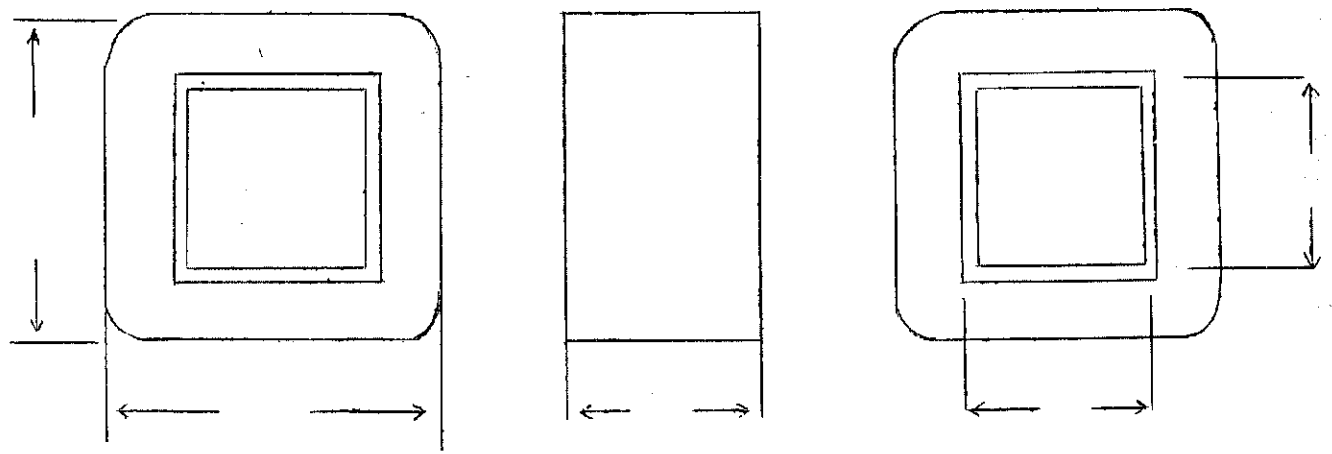
5/10/38

see 3688

SPEC. NO. 4046

Winding							
Turns							
Taps							
Wind. Lgth.							
Wire Size							
T.P.L.							
Kind Term.							
Term. Lgth.							
Layer Insul.							
Test Volt.							
Wrapper							

TUBE		IMPREGNATION	
CORE		PRIMARY V.A.	
MOUNTING			



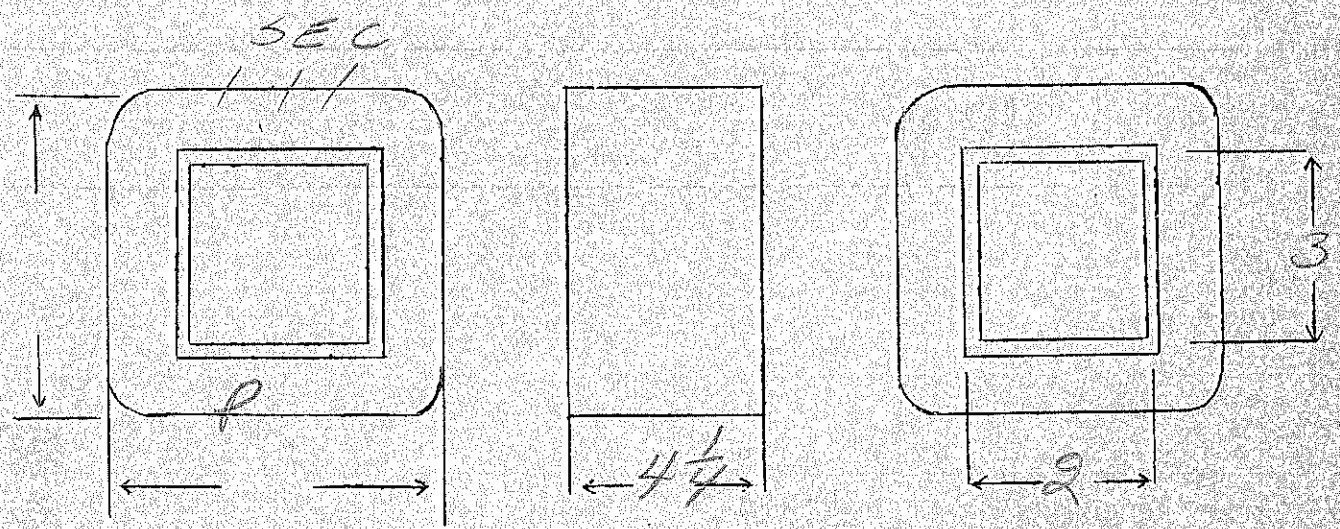
DESIGNED BY

DATE

Ed. tapped 115-131-143-164 to blower 1400-1600-1750-2000V
 ES-4400VCT $M_E=1.12$ at 400 md.
 SPEC. NO. 4047

Winding	SEC	PR1				
Turns	4900	130	5.4			
Taps	2450		31-17			
Wind. Lgth.	3 $\frac{3}{8}$	3 $\frac{1}{2}$				
Wire Size	#26	#12	#13			
T.P.L.	175-28					
Kind Term.	WIRE ONLY					
Term. Lgth.						
Layer Insul.	double 50#					
Test Volt.	10,000					
Wrapper	2L007VC 2L005GA		3L005GA			

TUBE | 10L007+2L007VC | IMPREGNATION | YARN/SH
 CORE | 2X3 | PRIMARY V.A. |
 MOUNTING | U - see to label to stop pin to base



DESIGNED BY JWT DATE 5/10/30

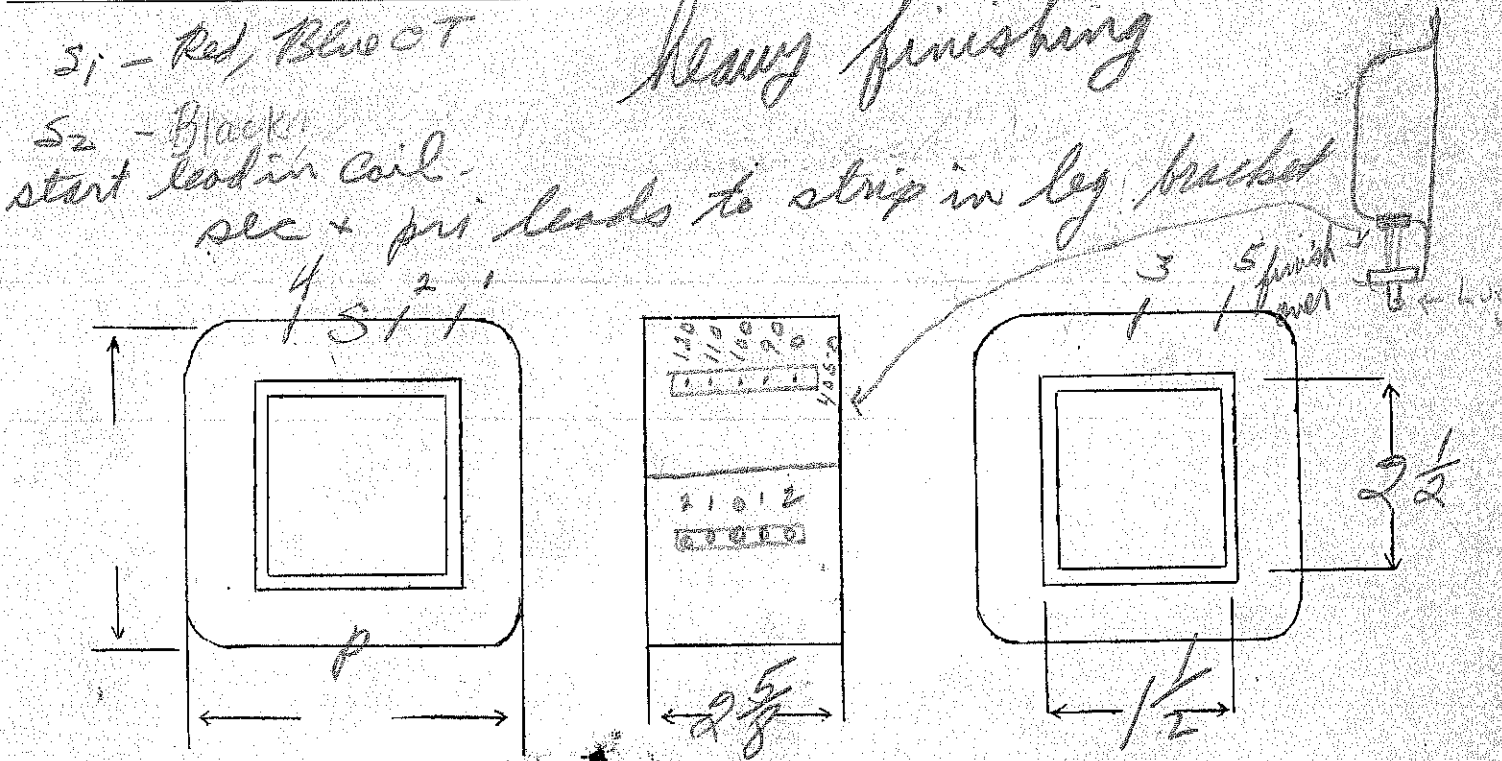
2000 - 115 - 8 amp
1750 - 131 - 7 amp
1600 - 143 - 6.4 amp
1400 - 164 - 5.6 amp

E_p - 90 - 100 - 110 - 120V
 E_s - 2100V.C.T. - 160ma
 or - 1300V.C.T. - 200ma

180 SPEC. NO. 4050

Winding	S ₁		PRI			
Turns	4050 3240		216 ^{14 each}			
Taps	2025 - 810		194 - 180 - 162 - 0	Red	white	
Wind. Lgth.	2 1/4					
Wire Size	#27		#17			
T.P.L.	135-30					
Kind Term.	#20 Dulac ^{VC}	VC	W.O.			
Term. Lgth.	6" ^{double}	slowing	6"			
Layer Insul.	30 #		007K			
Test Volt.	5000					
Wrapper	3L007VC 1L005SA		2L005SA			
TUBE	9L007 + 1L007VC		IMPREGNATION	YARN/SH		
CORE			PRIMARY V.A.			

MOUNTING A



DESIGNED BY AW

DATE 5/11/38

$E_p - 110v - 120v$



$E_s - 7.5VCT - 4.50 \text{ amps}$

$\frac{N}{E} = 5.8$

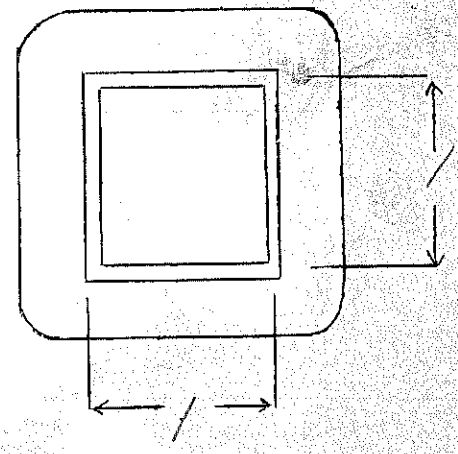

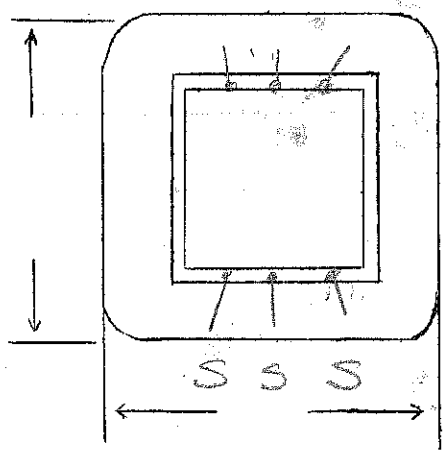
SPEC. NO. 4051

Winding	PR1	SEC				
Turns	695	49				
Taps	640	24				
Wind. Lgth.	1.25	—				
Wire Size	#27	#16				
T.P.L.	65-11	—				
Kind Term.	W.O	W.O				
Term. Lgth.	3"	3"				
Layer Insul.	40#	—				
Test Volt.	1250	5000				
Wrapper	2L007VC 2L005GA	2L007VC 2L005GA				

TUBE	7L007	IMPREGNATION	Varnish
CORE	1x1 #26 26 Ga	PRIMARY V.A.	33.8
MOUNTING	F		



P

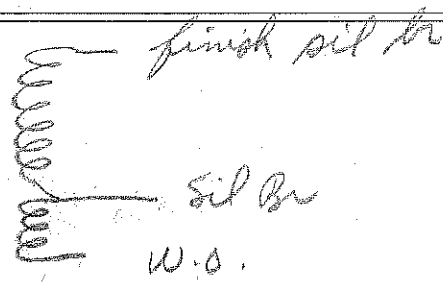


DESIGNED BY *JRL*

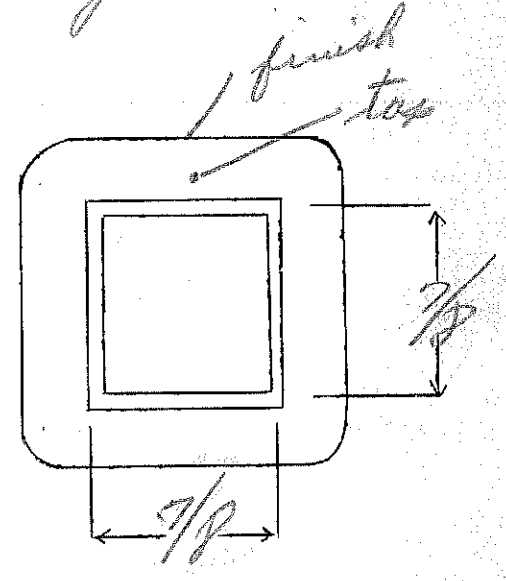
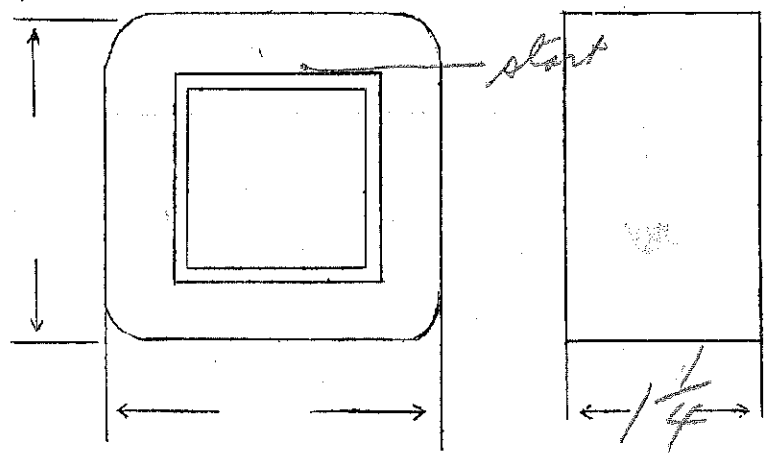
DATE 5-16-38

Winding	<i>PRI</i>	<i>SEC</i>				
Turns	<i>150</i>	<i>15000</i>				
Taps						
Wind. Lgth.	<i>1 1/16</i>	<i>7/8</i>				
Wire Size	<i>#25</i>	<i>#41</i>				
T.P.L.	<i>51-3</i>	<i>270-56</i>				
Kind Term.	<i>W.O.</i>	<i>Sil Br</i>	<i>Spiral last three layers</i>			
Term. Lgth.	<i>4 1/2</i>	<i>4 1/2</i>				
Layer Insul.	<i>50#</i>	<i>12#</i>				
Test Volt.						
Wrapper		<i>2100 TVC 1400 SGA</i>				

TUBE	<i>7L007</i>	IMPREGNATION	<i>wax</i>
CORE	<i>26 Ga - 2x2</i>	PRIMARY V.A.	
MOUNTING			



finish coil similar to small "fire cracker" ignition coils



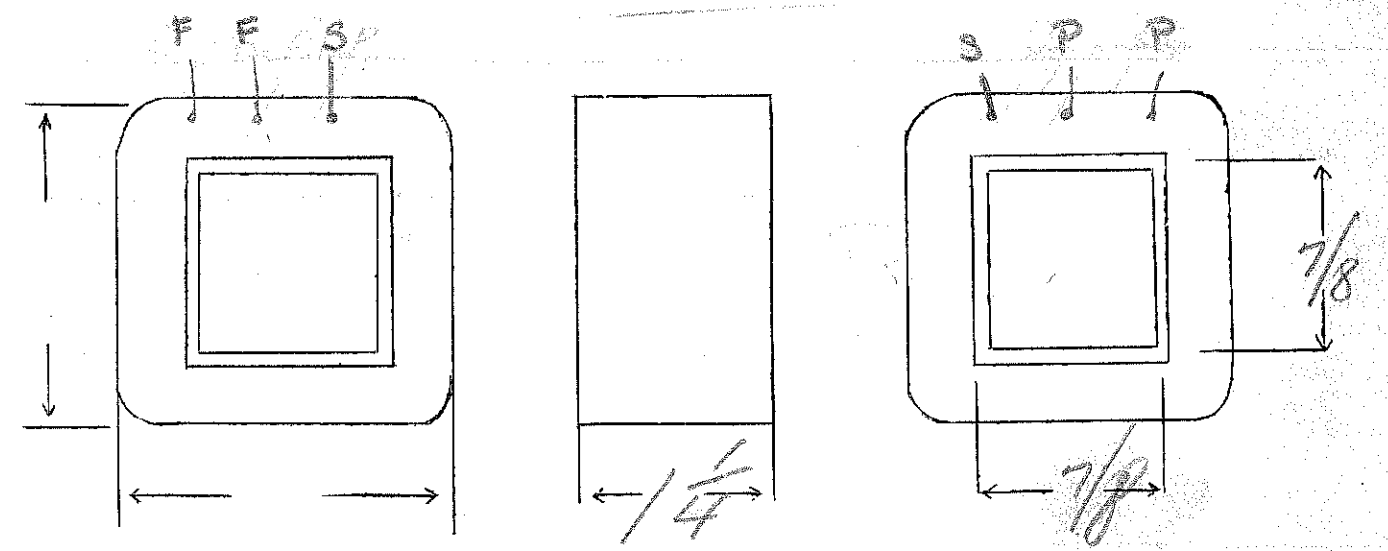
Ep - 170V
 ES - 280V - 22ma
 ES - 5V - 2amps

SPEC. NO. 4053

	Red	Black	White				
Winding	SEC	PR1	FIL				
Turns	2280	880	42				
Taps	—	—					
Wind. Lgth.	1 1/6	✓	✓				
Wire Size	#38	#30	#21				
T.P.L.	210-11	88-10	2L				
Kind Term.	#20 Pwr	Ward					
Term. Lgth.	9" 11	9"	9"	7 see 2858CA for Colors			
Layer Insul.	double 16#	40#					
Test Volt.	2500	1250	2500				
Wrapper	1007VC	2005GA	2005GA				

TUBE 74007 IMPREGNATION VARNISH
 CORE 24/2 - 2x2 PRIMARY V.A.
 MOUNTING CA - Cadmium shell aluminum paint

check position of 2858CA



DESIGNED BY *GW*

DATE 5/07/38

POWER

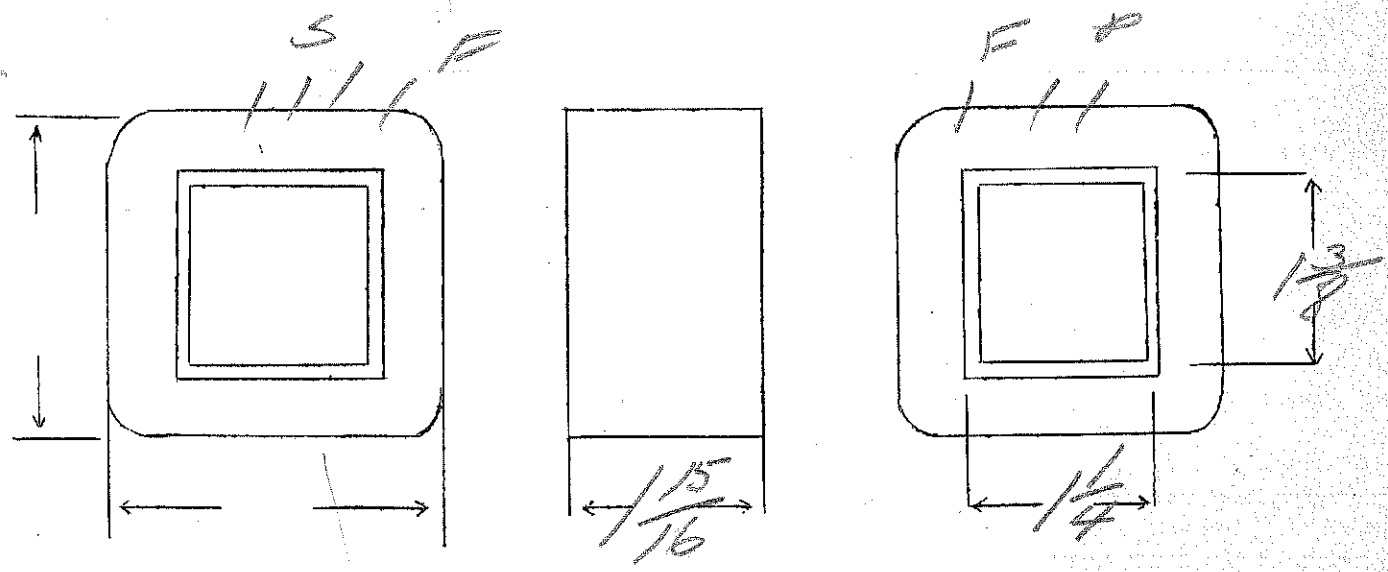
CASS. MOUNTING

Ep. 115V
Es. 600VOT-250ma
Ef. 5V-3amp

333

SPEC. NO. 4054

Winding	SEC	SHIELD	PRI	FIL			
Turns	2120	118	384	19			
Taps	1060						
Wind. Lgth.	1.75						
Wire Size	#28	#28	#22	#18			
T.P.L.	118-18		59-7				
Kind Term.	w.o.		w.o.				
Term. Lgth.	3"	3"	3'	3'			
Layer Insul.	double 20#		50#				
Test Volt.							
Wrapper	11007K	11005K	210076A	210076A			
TUBE	71007			IMPREGNATION	VARNISH		
CORE				PRIMARY V.A.			
MOUNTING	B						



DESIGNED BY *Law*

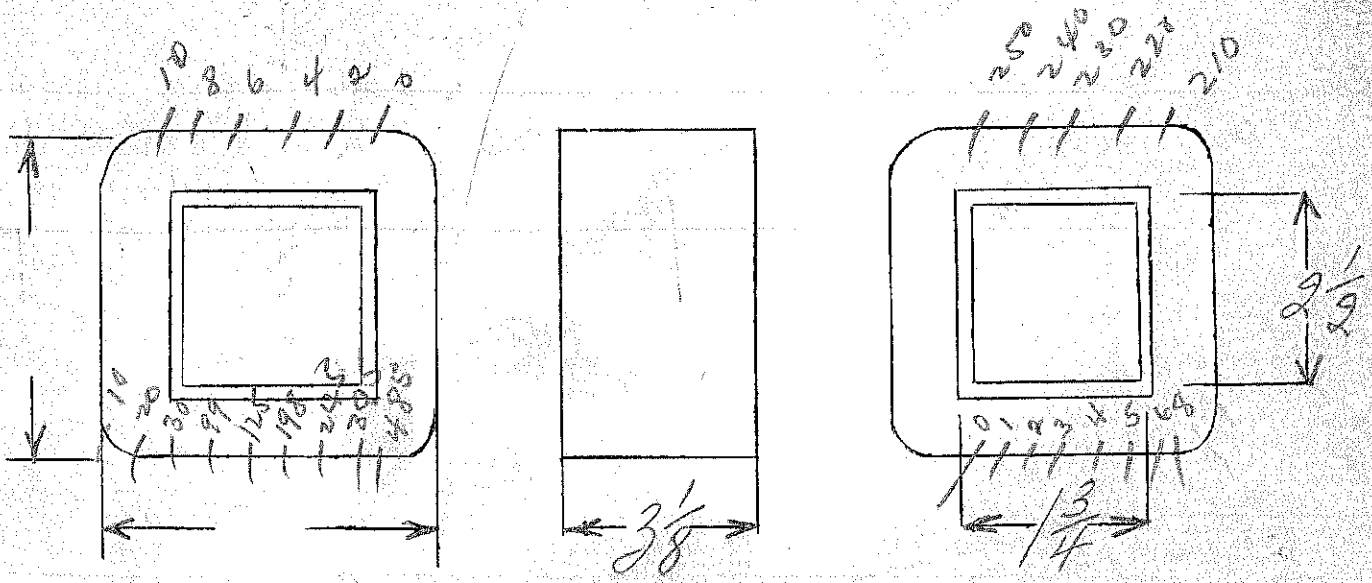
DATE 6/1/38

Ep - 0-2-4-6-8-10-210-220-230-240-250 [300VA]

Es - 0-1-2-3-4-5-6-8-10-20-30-99-125-198-245-395-485
 SPEC. NO. 4056
 General Control

Winding	PRI			SEC	CON		
Turns	455			60 - 2-4-6-8	185	234	466
Taps	4-8-11-15-18-382-400			10-12-16- 20-40	135	143	293
Wind. Lgth.	2 3/4						
Wire Size	#19			#14	#18	#20	#23
T.P.L.	7L						
Kind Term.	WIRE ONLY						
Term. Lgth.	4"			4"			
Layer Insul.	.007K			.007K			
Test Volt.							
Wrapper	3L005GA						3L005GA

TUBE 10L007 IMPREGNATION VARNISH
 CORE 24 2/2 PRIMARY V.A.
 MOUNTING unencased



DESIGNED BY *JW* DATE 5/24/38

EP - 110, 115, 120

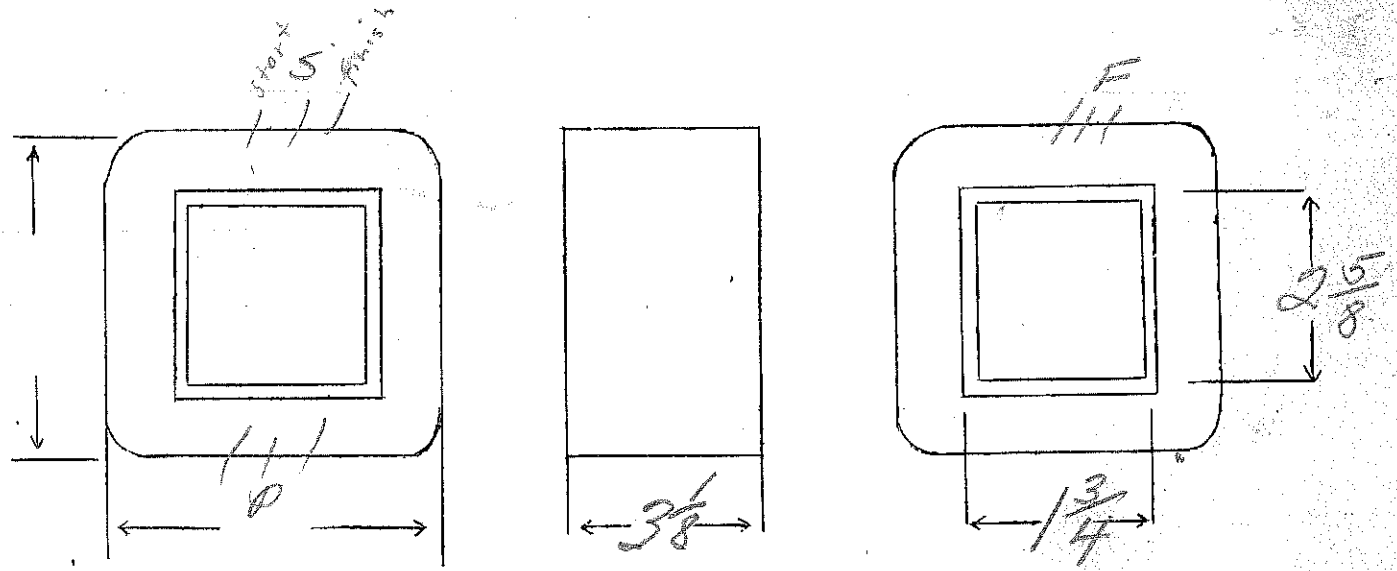
ES - 2000V - 250ma

EP - 5V CT - 8amp

ME = 1.45 SPEC. NO. 4057

Winding	SEC	PRI	FIL				
Turns	3150	175 167	8				
Taps		160	4				
Wind. Lgth.	2 1/2						
Wire Size	#27	#13	#13				
T.P.L.	150-21	6L					
Kind Term.	WIRE ONLY						
Term. Lgth.	4"	4"	4"				
Layer Insul.	double 50#	.007K					
Test Volt.							
Wrapper	3L005GA	2W05GA	2L005GA				
TUBE	10L007+1L007VC		IMPREGNATION	VARNISH			
CORE			PRIMARY V.A.				
MOUNTING	uncased + cad. brackets, black lamination						

Sec to bakelite strip - pri to lugs.
use brackets with mounting ear on top



DESIGNED BY *GW*

DATE *5/25/38*

EP - 115-120

Es - 3000V - 250 ma.

EF - 5.1VCT - 10 amp

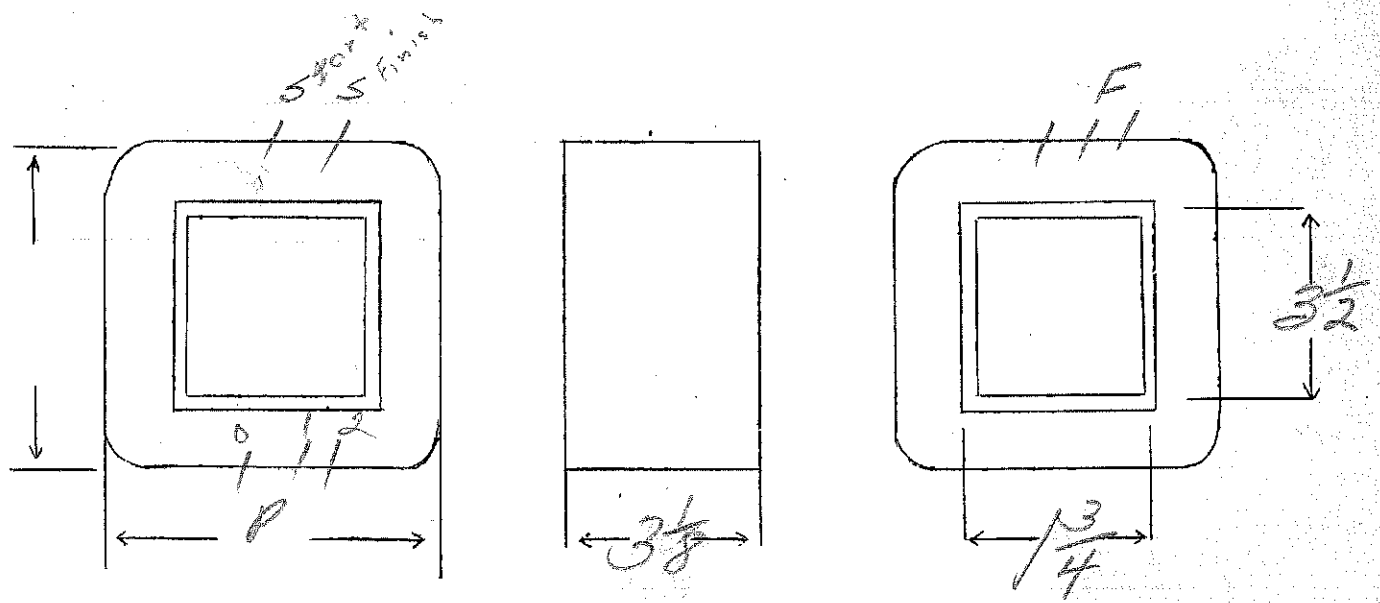
SPEC. NO.

4058

Winding	SEC	PRI	FIL				
Turns	3500	132	6				
Taps	—	126	3				
Wind. Lgth.	2 1/2						
Wire Size	#27	#12	double #14				
T.P.L.	147-24						
Kind Term.	WIPE ONLY						
Term. Lgth.	3"	3"	3"				
Layer Insul.	double 40#						
Test Volt.	7500V						
Wrapper	4000VC 20005GA	30005GA	30005GA				

TUBE	102007 + 12007VC	IMPREGNATION	VARNISH
CORE		PRIMARY V.A.	

MOUNTING U - Cad. plated brackets - black lamination
 use brackets with mounting ear spotted on top.
 sec. to bakelite strip - pri + fil to legs



DESIGNED BY *GW*

DATE 5/25/38

Ep-118

CHIME

AMERICAN PR. METAL WORKS

ES-8,16,24V 15 watt

7.9

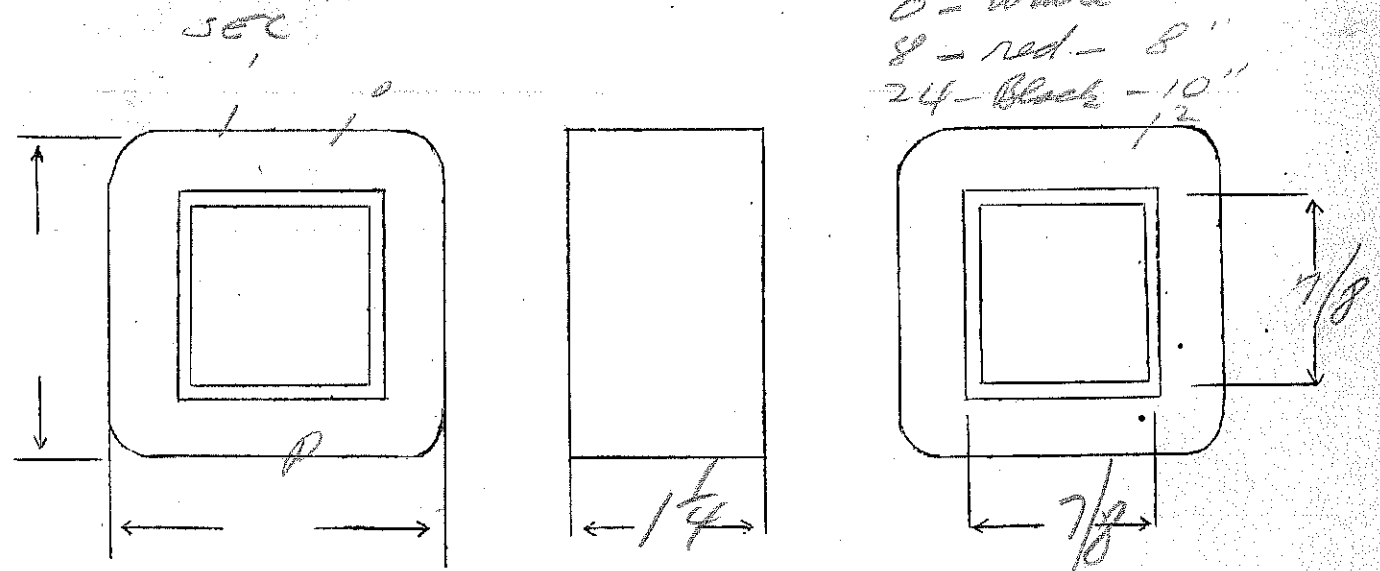
SPEC. NO. 4059

Winding	PRI	SEC				
Turns	940	218				
Taps		72				
Wind. Lgth.	1 1/6	1 1/6				
Wire Size	#30	#26				
T.P.L.	88					
Kind Term.	Sil Br	W.O.				
Term. Lgth.	3"	3"				
Layer Insul.	40#	50#				
Test Volt.						
Wrapper	1L007VC	2L0058A				

TUBE	5L007	IMPREGNATION	Varnish
CORE		PRIMARY V.A.	
MOUNTING	S		

P - one black, one white #14 motor cable
 S - #16 Par Br - 8" long - stamp on case

0 - white - 10"
 8 - red - 8"
 24 - black - 10"



DESIGNED BY *AW*

DATE 5/24/38

Ep = 220 ✓

Same as 4060 - Ep = 22V

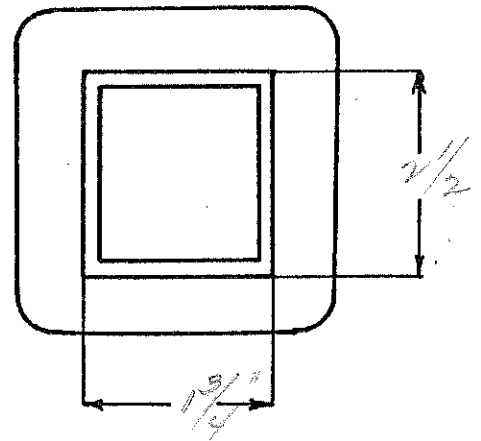

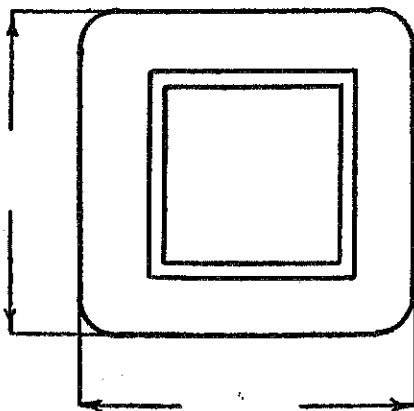
SPEC. NO. 4060-220 volt

Winding			Pri				
Turns			370				
Taps							
Wind. Lgth.							
Wire Size			#18E				
T. P. L.							
Finish							
Type Lead							
Lead Lgth.							
Layer Insul.			.007K				
Test Volt.							
Wrapper							

TUBE		IMPREGNATION	
------	--	--------------	--

CORE	GA.	GRADE	STACK
------	-----	-------	-------

MOUNTING



DESIGNED BY

DATE

Ep - 110/150 V
 Es - 900-1100-1300-1500V, 300Watt
 Et - 10V - 4Amp

Tapped primary
 Standard 4060-150V
 SPEC. NO. 4060-150V

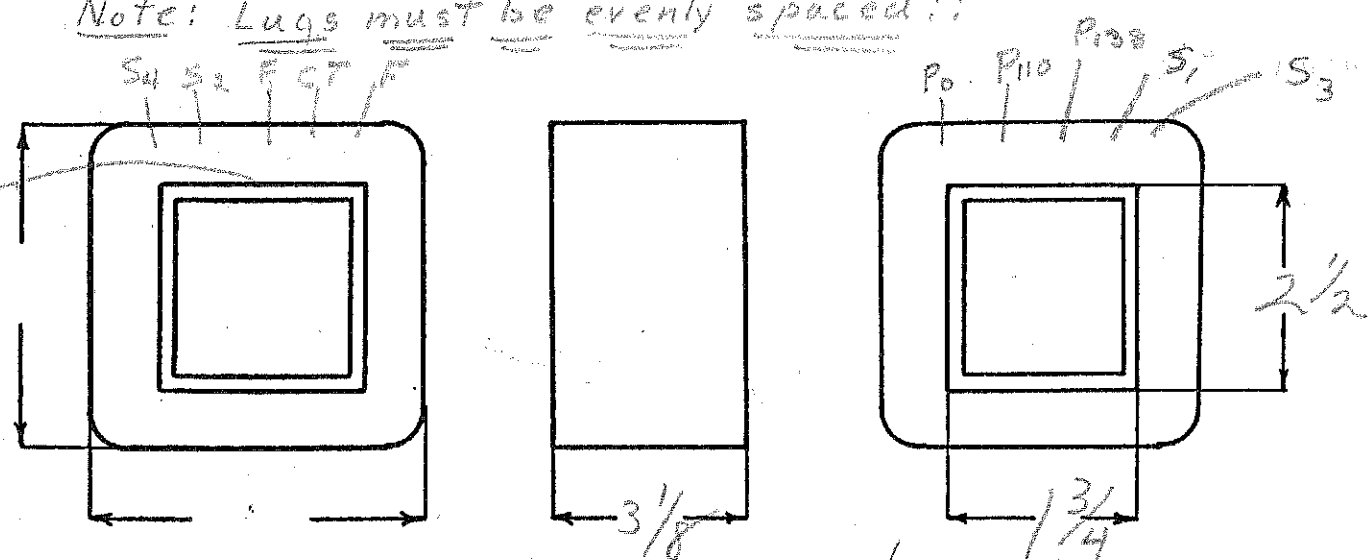
Winding	Sec	Pri	Fil			
Turns	2400 2040 1680	218	16			
Taps	1320	160	8			
Wind. Lgth.	2 1/4	2 3/8!				
Wire Size	#26	#15	#16			
T. P. L.	120-20	37-6				
Finish						
Type Lead	see below	Wire Only				
Lead Lgth.	"	3"	3"			
Layer Insul.	double 50#	.007K				
Test Volt.	5000					
Wrapper	2L007VC 2L005GA	2L005GA	2L005GA			

TUBE 9L007+1L007VC IMPREGNATION Varnish

CORE 1 3/4 X 2 1/2 GA. 24 GRADE D STACK 2 X 2

MOUNTING C - Closed Type - Aluminium shell - S.M. Bracket

Sec start - #20 Dulac - 8" long - 2L007VC under panel
 Taps - Wire Only 3" long to lugs
 Note: Lugs must be evenly spaced!!



DESIGNED BY ges

DATE 3-1-39

$E_p = 110V$ POWER THE BIKING SOURCE use 15 light bulbs for tank test

$E_s = 900-1100-1300-1500-300watt$

$E_f = 10V - 4AMP$

SPEC. NO. 4060

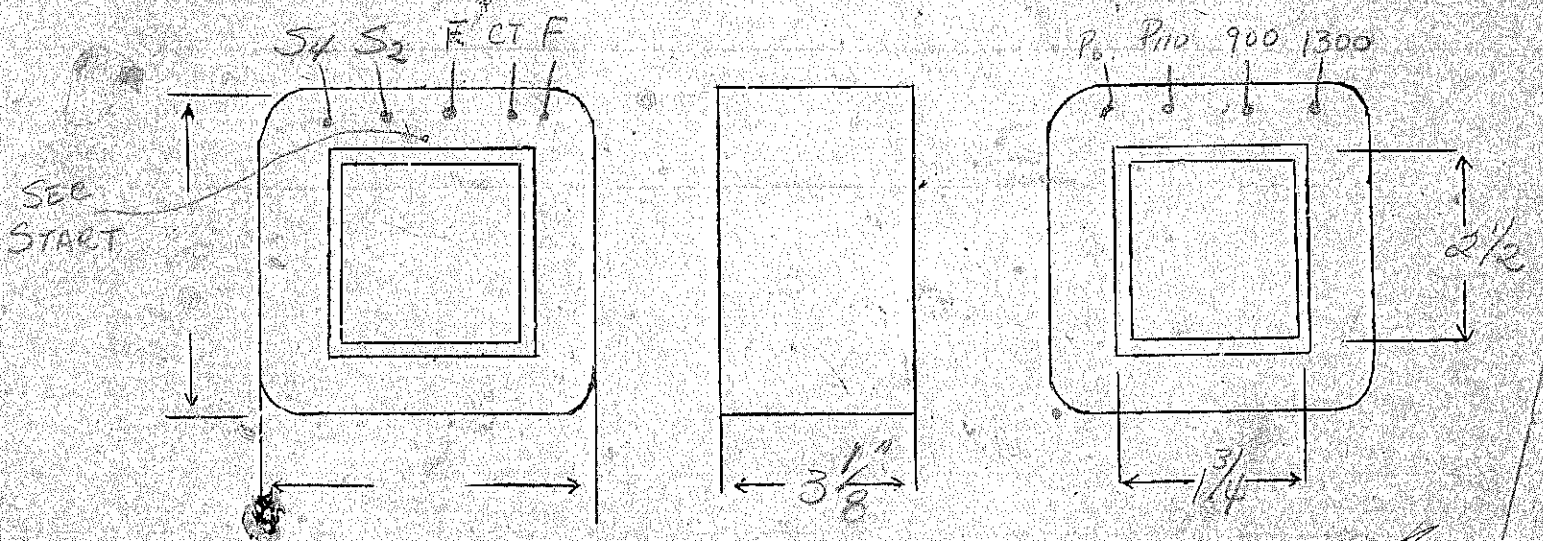
Winding	SEC		Pri	FIL			
Turns	2400 2040		160	16			
Taps	1680 1320		—	8			
Wind. Lgth.	2 1/4		—	—			
Wire Size	#26		#15	#16			
T.P.L.	120-20		32-5	—			
Kind Term.			W.O.	W.O.			
Term. Lgth.			3"	3"			
Layer Insul.	DOUBLE 50 #		1007K	—			
Test Volt.	5000		—	—			
Wrapper	2L007VE 2L005GA		2L005GA	2L005GA			

TUBE 9L007 + 1L007VC IMPREGNATION VARNISH
 CORE 1 3/4 x 2 1/2 PRIMARY V.A.

MOUNTING C - CLOSED TYPE - ALUMINUM SHELL - S.M. BRACKET

SEC START - #20 DULAC - 8" LONG - 2L007VE
 2L005GA UNDER PANEL
 TAPS - "WIRE ONLY" 3" TO LUGS

NOTE: LUGS MUST BE EVENLY SPACED



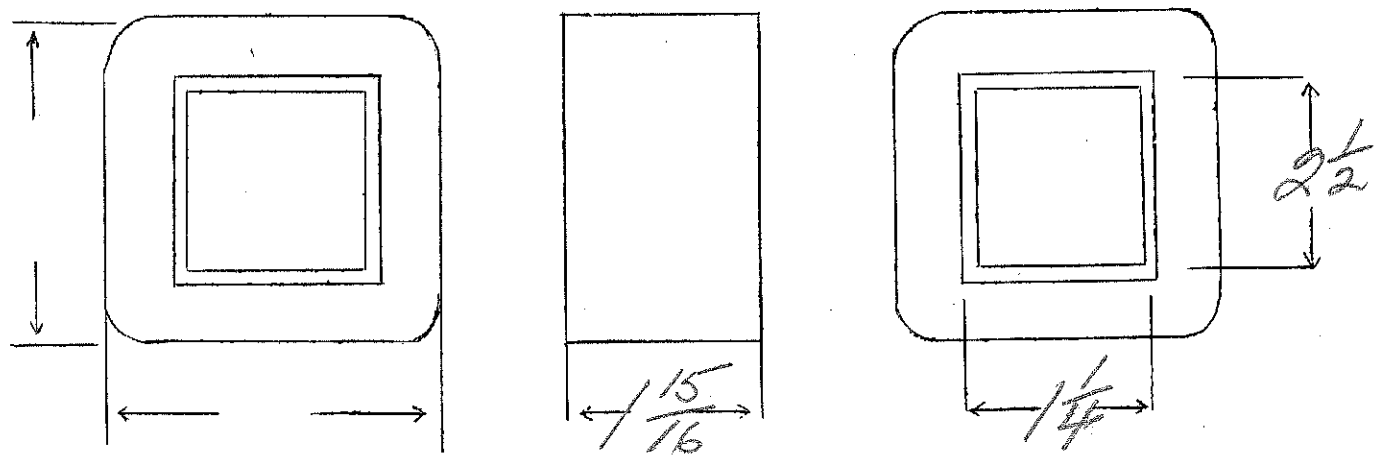
DESIGNED BY *JW* DATE 5-26-38

Ep - 110/115/120/125 EF - 5V - 3A.
 Es - 800VCT 215 mA EF - 6.3V - CT - 33A

Newcomb.

SPEC. NO. 4061

Winding	SEC	SHIELD	PRI	F ₁	F ₂		
Turns							
Taps							
Wind. Lgth.							
Wire Size							
T.P.L.							
Kind Term.	Sil Bu		W.O.	WIRE ONLY	Leaving		
Term. Lgth.	3"		3"	9"	9"		
Layer Insul.							
Test Volt.							
Wrapper							
TUBE				IMPREGNATION	VARNISH		
CORE				PRIMARY V.A.			
MOUNTING	C						



DESIGNED BY

DATE

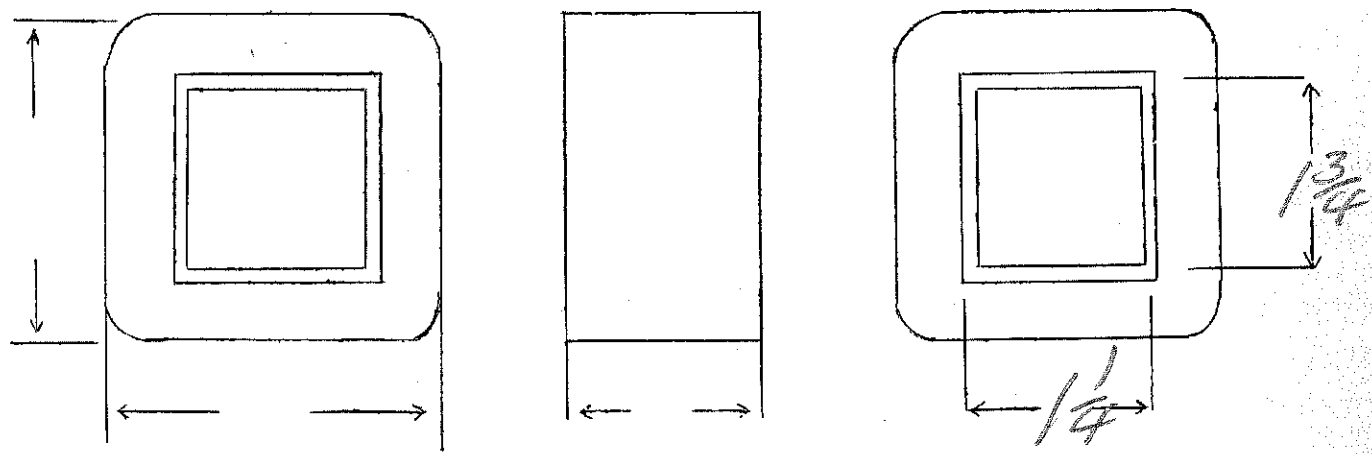
EP-110/115/120/125 EF-5V-2amps
 ES-700V.C.T.-185ma EF-6.3VCT-3A

Newcomb

SPEC. NO. 4062

Winding	SEC	SHIELD	PR1	F1	F2		
Turns							
Taps							
Wind. Lgth.							
Wire Size							
T.P.L.							
Kind Term.	#20 PDC		W.O.	W.O.	W.O.		
Term. Lgth.	9"		3"	9"	9"		
Layer Insul.							
Test Volt.							
Wrapper							

TUBE		IMPREGNATION	
CORE		PRIMARY V.A.	
MOUNTING <i>C</i> <i>OR SA</i>			



DESIGNED BY

DATE

Ep - 110/115/120/125

Newcomb

Es - 415 or 200V each side CT 60ma

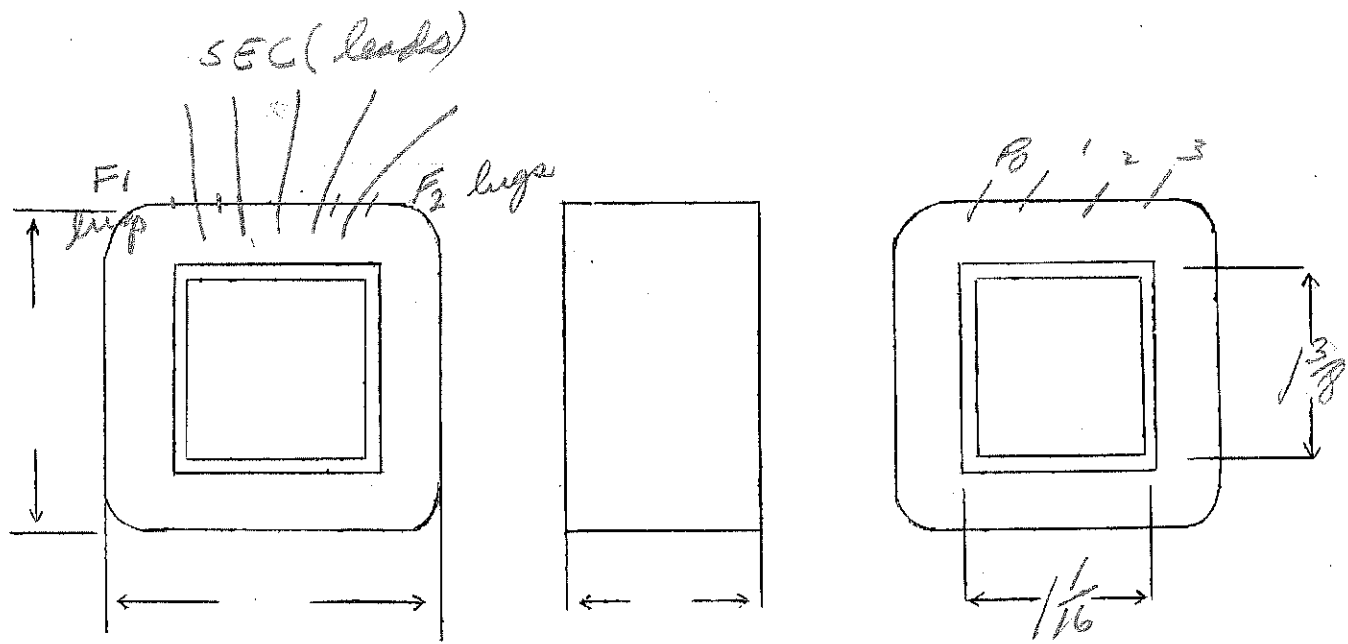
SPEC. NO.

4063

Ef - 5V, 2A, Ef - 6.3V - 1.75A

Winding	SEC	SHIELD	PRI	F ₁	F ₂		
Turns							
Taps							
Wind. Lgth.							
Wire Size							
T.P.L.							
Kind Term.	#20 Pwr Br						
Term. Lgth.	9"						
Layer Insul.							
Test Volt.							
Wrapper							

TUBE	IMPREGNATION	VARNISH
CORE	PRIMARY V.A.	
MOUNTING @		



DESIGNED BY

DATE

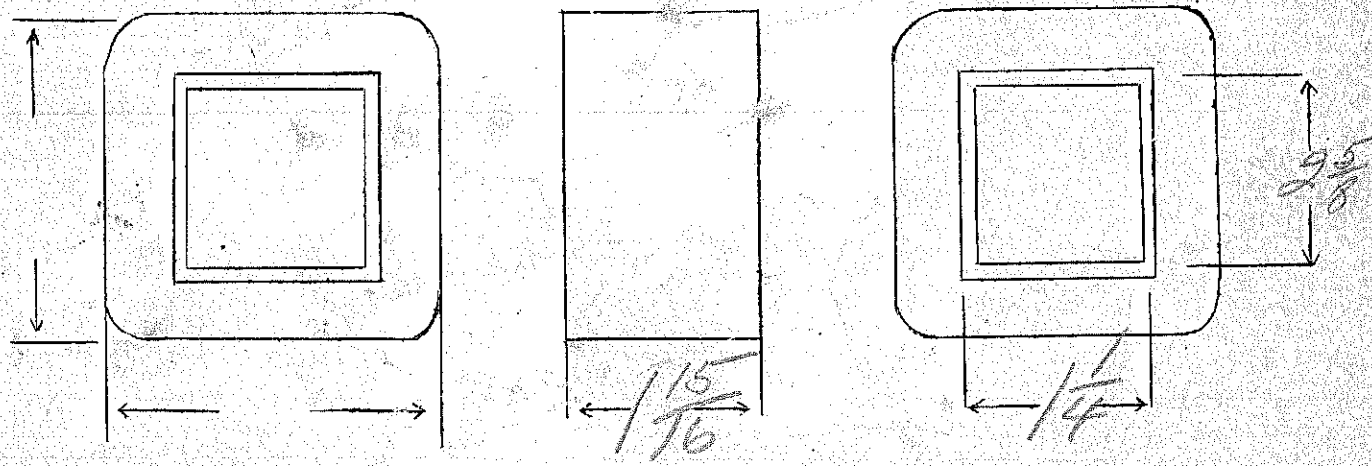
Ep - 118V
Es - 840VCT - 225 ma
Bios tap
Ef - 5V - 3 amp, Ef - 5V - 2 amp

F - 6.3V - 4 amp
Ef - 6.3V - 2 amp
N/S = 2.0

SPEC. NO. 4070

Winding	SEC	SHIELD	PRI	F ₁	F ₂	F ₃	F ₄
Turns	1800	116	235	11	11	13	13
Taps	900 - 1128						
Wind. Lgth.	1.75						
Wire Size	#28	#28	#20	#18	#20	#16	#20
T.P.L.	114-16		48-5	5"	4	85	
Kind Term.	#20 PAROV		#20 PAROV	WIPE ONLY - slapping			
Term. Lgth.	9"		9"	9"	9"	9"	9"
Layer Insul.	double 30#		d-40#				
Test Volt.							
Wrapper	11007VC	11007VC	210076A				210076A

TUBE 7407 IMPREGNATION VARNISH
CORE PRIMARY V.A.
MOUNTING A



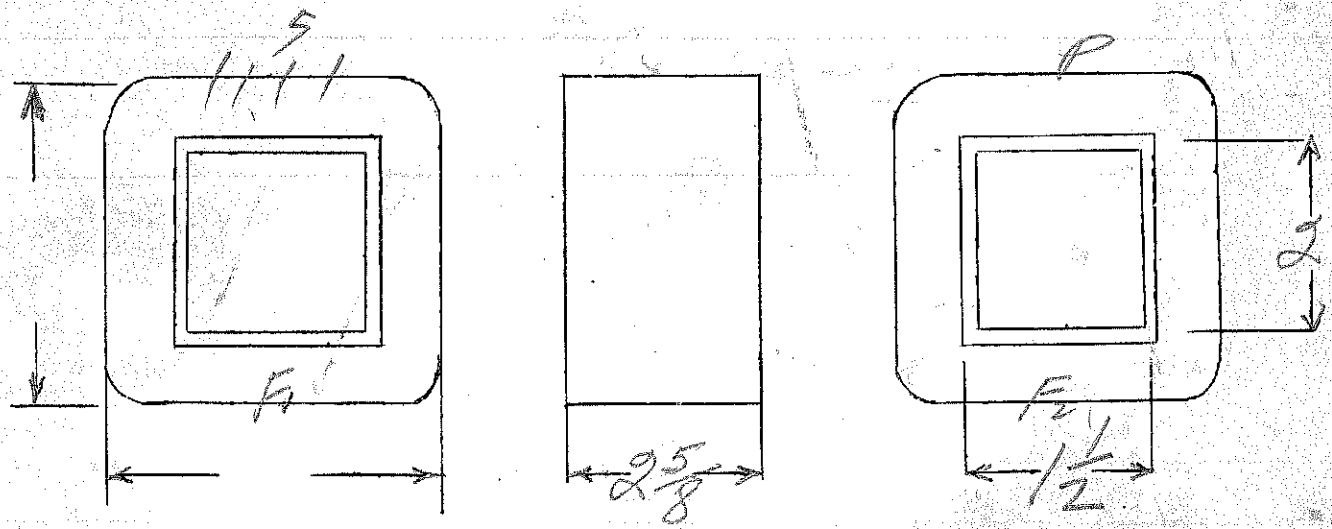
Ep-115

2.06

ES-900-150-0-900V - 200ma
 EF-5V-3amp EF=6.3V-5amp

SPEC. NO. 4071 5

Winding	SEC		PR1	F ₁	F ₂		
Turns	3900		238	11	14		
Taps	1450 -	2280		-	-		
Wind. Lgth.	2 1/4		1				
Wire Size	#29		#18	#17	#15		
T.P.L.	164-24		48-5				
Kind Term.	#20 PBR		W.O.	W.O.			
Term. Lgth.	6"		6"	6"			slowing
Layer Insul.	double 30#		007K	1			
Test Volt.							
Wrapper	21007VC 21005GA		31005GA	-	31005GA		Double
TUBE	91007+12007VC		IMPREGNATION		VARNISH.		
CORE				PRIMARY V.A.			
MOUNTING	A - special panel in lower bracket see cut						



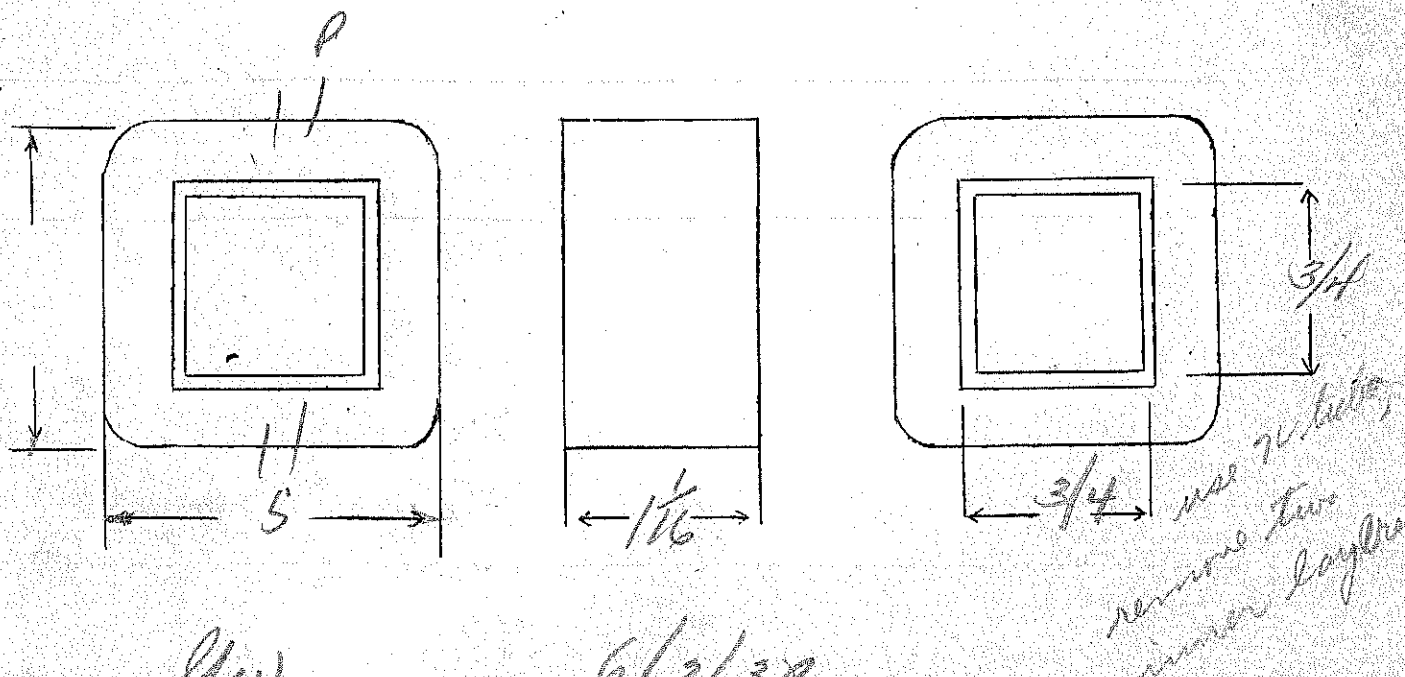
DESIGNED BY *kw*

DATE 6/3/38

Ep-115
 E.S. 25V - lamp - 2000V working insulation
 electrostatically shielded

115 SPEC. NO. 4072

Winding	PR1		SEC			
Turns	1320		33			
Taps						
Wind. Lgth.	7/8		1/2			
Wire Size	#34		#22			
T.P.L.	113-12		24			
Kind Term.	#20 D4 Br		W0.			
Term. Lgth.	9'		3'			
Layer Insul.	30#					
Test Volt.			5000			
Wrapper	wrappa shims	2400VC 2400SEA	2400VC 2400SEA			
TUBE	5L007			IMPREGNATION	VARNISH	
CORE	24 Br 2x2			PRIMARY V.A.		
MOUNTING	D					



DESIGNED BY *GW*

DATE 6/3/38

Ep-440

E 3-7V @ .015 amp

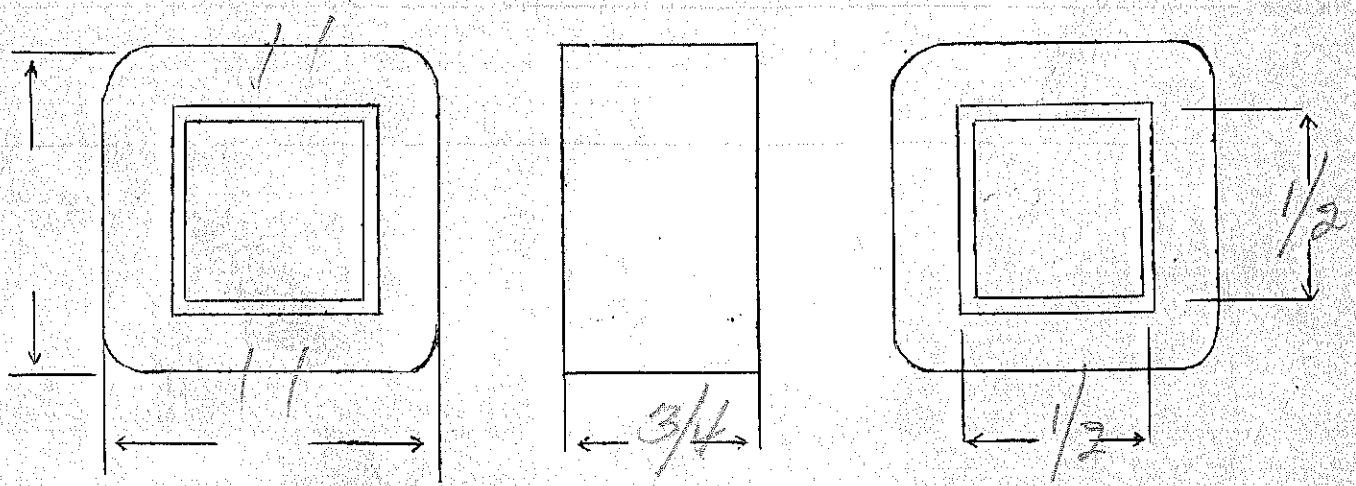
102260440 see 4042 (10226-C)

M/E-226

SPEC. NO. 4073

Winding	PR1	SEC				
Turns	9,950	232				
Taps	-	-				
Wind. Lgth.	5/8	5/8				
Wire Size	#42	#31				
T.P.L.	208-48	58-4				
Kind Term.	sil Braid - thru sleeving					
Term. Lgth.	5"	5"				
Layer Insul.	12#	20#				
Test Volt.	-	-				
Wrapper	1005VC	1005GA				

TUBE	4007	IMPREGNATION	Varnish
CORE	29/A - 1x1	PRIMARY V.A.	
MOUNTING	D		



DESIGNED BY *Gw*

DATE 6/6/38

POWERS

ROSE

Ed-118

Es. 3500V. 42 ma

3.6

SPEC. NO.

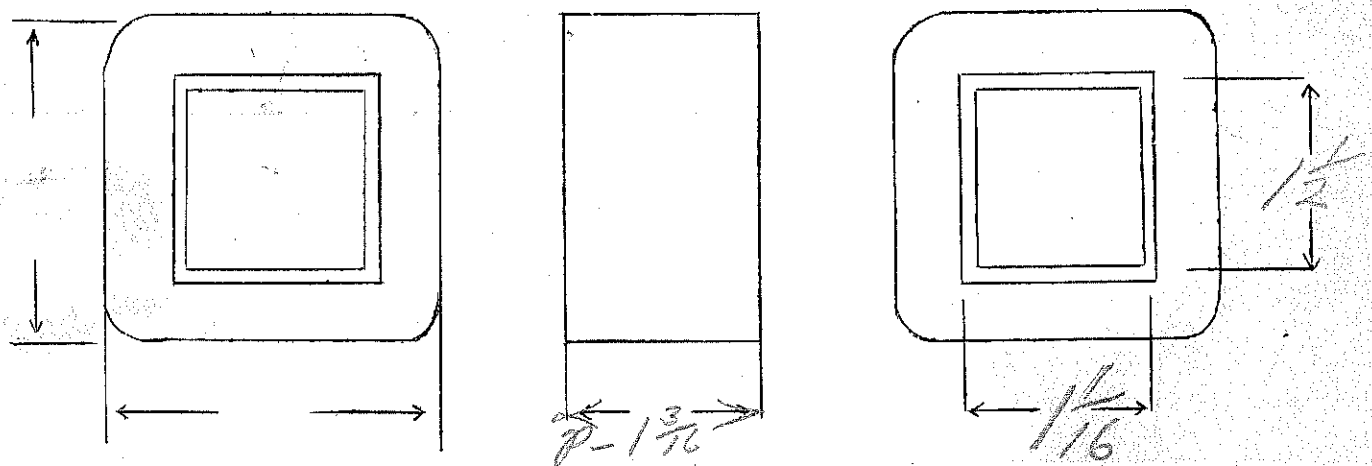
4074

Separate coils

Winding	PRI	}	SEC			
Turns	425		14,400			
Taps						
Wind. Lgth.	1"		1 1/4			
Wire Size	#21		#36			
T.P.L.	29-15		200-72			
Kind Term.	W.O. slaving		#30 Dials - VC slaving			
Term. Lgth.	12"		12"			
Layer Insul.	50#		double 20#			
Test Volt.						
Wrapper	21005GA	21005GA				

TUBE	91007 (+11007VC on Sec)	IMPREGNATION	Double vacuum slaving
CORE	Butt stack - 1/16	PRIMARY V.A.	
MOUNTING	unrec'd - K&M type brackets		

anchor for start lead in coil - adjust shunts to 42 ma ac.



DESIGNED BY *Sw*

DATE 6/2/38

Ep- 220V

E_s - 24V-16V-250watt

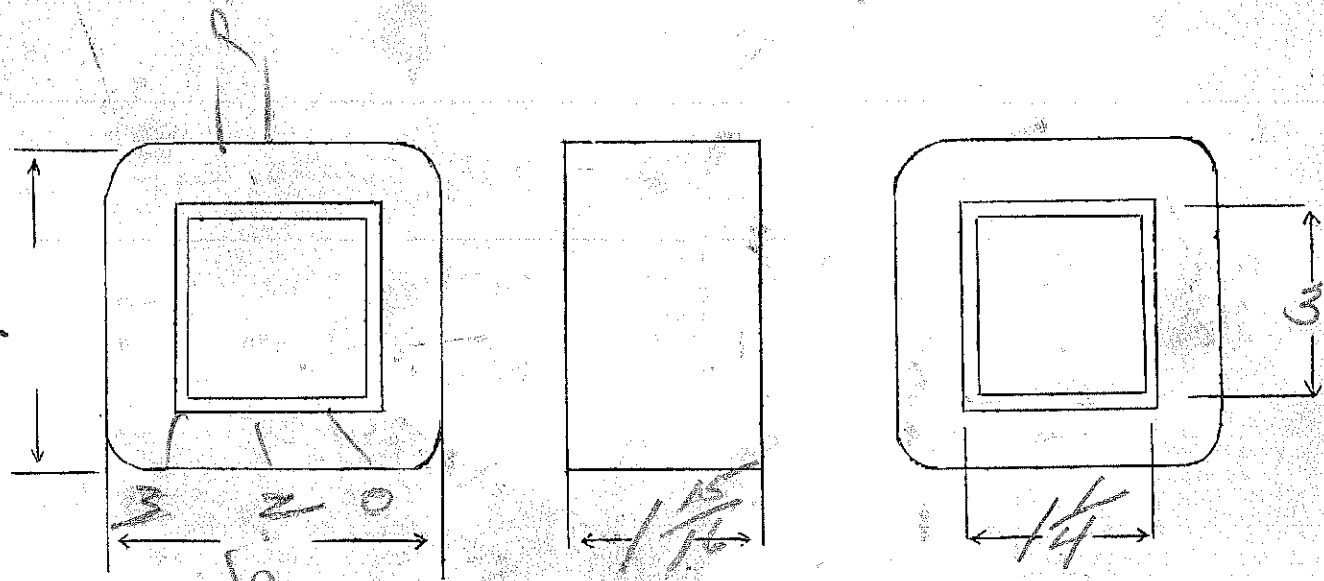
16

SPEC. NO. 4075

Winding	PRI	SEC				
Turns	350	41				
Taps	-	27				
Wind. Lgth.	1.75					
Wire Size	#20	#12				
T.P.L.	46-8	3L				
Kind Term.	#14 motor cable					
Term. Lgth.	12"					
Layer Insul.	007					
Test Volt.						
Wrapper	21005GA	21005GA				

TUBE	7-007	IMPREGNATION	Varnish
CORE		PRIMARY V.A.	
MOUNTING	S - three fibre grommet		

metal stamp 0-16-24V



DESIGNED BY

Gen

DATE

6/1/38

Ed - 220V.C.T. for 110V d.c. vibrator operation (after control)

E3 - 500V.C.T. - 100 ma

PIERSON - DELANE

E4 - 12V tap 9-10-11V - 4amp

SPEC. NO. 4076

Winding	SEC	SHIELD	PRI		FL		
Turns	2550	1	850		62		
Taps	1275		50-425-800		56-51-46		
Wind. Lgth.	1.75						0 - white
Wire Size	#32	shim	#24		#16		1 - green
T.P.L.	183-14		75-12		24		2 - blue
Kind Term.	#20 P/B	Sil B	#20 P/B		W.O.		3 - red
Term. Lgth.	9"	3"	9"		9"		4 - black
Layer Insul.	20#		50#				
Test Volt.							
Wrapper	2005VC	1005VC	2005SA		2005GA		

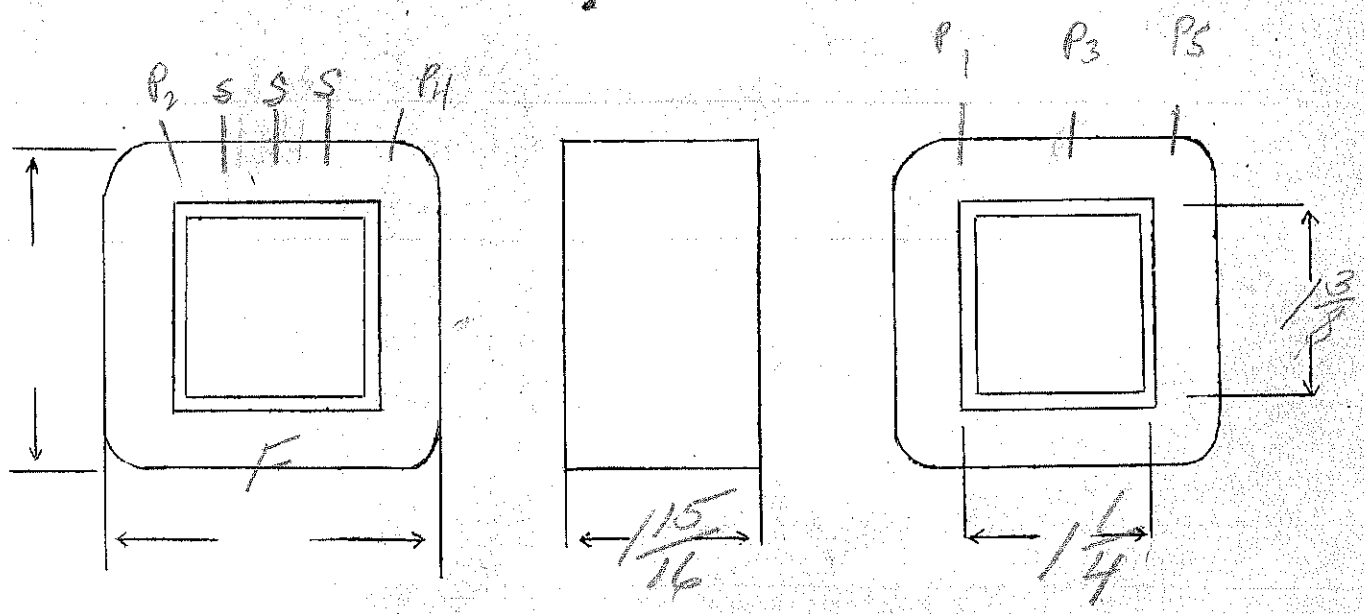
TUBE 7L007 IMPREGNATION VARNISH

CORE PRIMARY V.A.

MOUNTING A - Copper band over laminations

heavy finishing

Black
Brown
White



DESIGNED BY *GW*

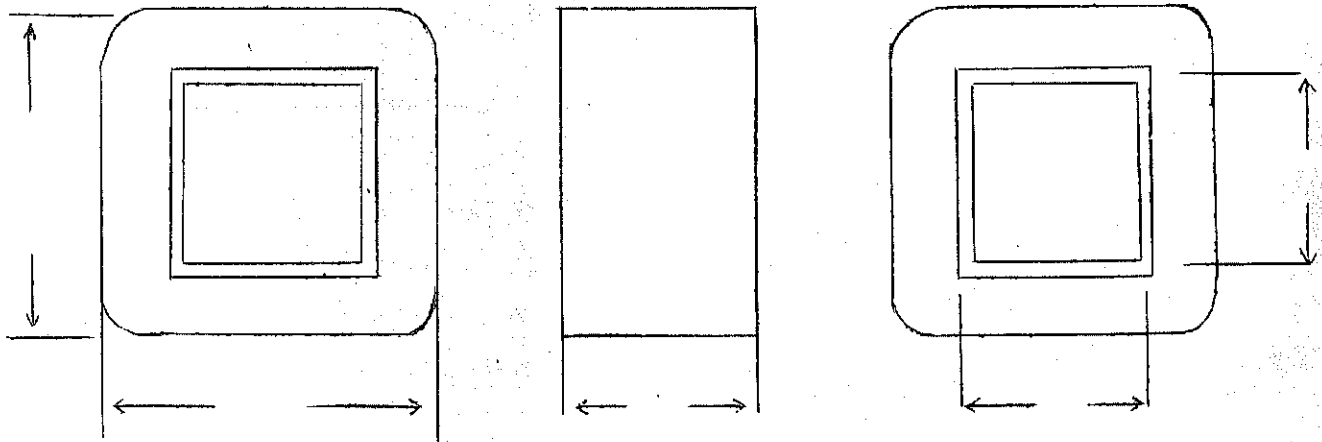
DATE 6/3/38

Sam 4011

SPEC. NO. 4077

Winding							
Turns							
Taps							
Wind. Lgth.							
Wire Size							
T.P.L.							
Kind Term.							
Term. Lgth.							
Layer Insul.							
Test Volt.							
Wrapper							

TUBE		IMPREGNATION	
CORE		PRIMARY V.A.	
MOUNTING	<u>U</u>		



DESIGNED BY

DATE

E_p - 200V

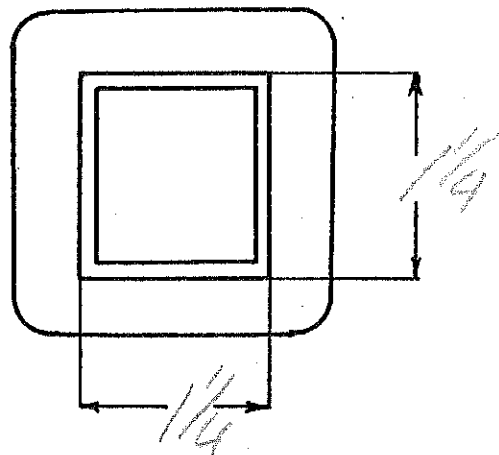

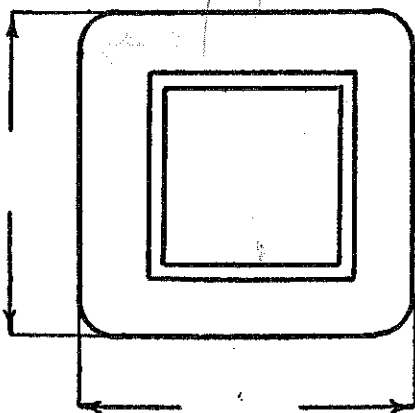
75ma A.C.

E_s - 1800V - 60ma

3.63

SPEC. NO. *4078-200V*

Winding	<i>P</i>		<i>S</i>			
Turns	<i>726</i>		<i>7300</i>			
Taps	<i>—</i>					
Wind. Lgth.	<i>15/16</i>		<i>1 7/16"</i>			
Wire Size	<i>#23</i>		<i>#33</i>			
T. P. L.	<i>35-21</i>		<i>170-43</i>			
Finish						
Type Lead	<i>#20 P/B</i>		<i>#20 P/B</i>			
Lead Lgth.	<i>9"</i>		<i>10"</i>			
Layer Insul.	<i>50#</i>		<i>Double 30#</i>			
Test Volt.						
Wrapper	<i>2L0056A</i>		<i>1L007VC 2L0076A</i>			
TUBE	<i>9L007 + (1L007VC on sec)</i>			IMPREGNATION	<i>Double Varnish</i>	
CORE	<i>Double E</i>	GA. <i>24</i>	GRADE <i>D</i>	STACK	<i>Butt</i>	
MOUNTING	<i>V - neon brackets</i>					



DESIGNED BY

J.C. ...

DATE

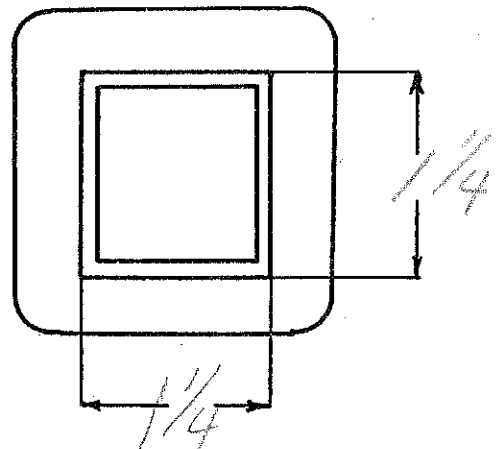

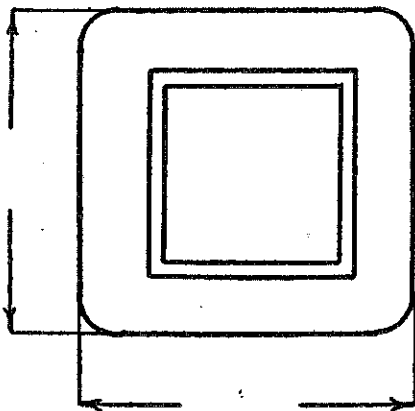
6-19-39

$E_p - 220V$
 $E_s - 1800V - 60Ma$
 75Ma S.C.

3.63

SPEC. NO. 4078-220V

Winding	P		S				
Turns	800		7300				
Taps	-						
Wind. Lgth.	$\frac{15}{16}$		$1\frac{1}{16}$				
Wire Size	#23		#33				
T. P. L.	37-22		170-43				
Finish							
Type Lead	#20 Pn Bn		#20 Dulac				
Lead Lgth.	9"		10"				
Layer Insul.	50 #		double 30 #				
Test Volt.							
Wrapper	2L005GA		1L007VC 2L007GA				
TUBE	9L007 + 1L007VC absec		IMPREGNATION		Double Varnish		
CORE	Double E	GA. 24	GRADE D		STACK Built		
MOUNTING	V-neon brackets						



DESIGNED BY JCG

P - $\frac{15}{16}$
 S - $\frac{127}{16}$

DATE 7-5-39

NEON (Lamp)

Ep-1200

adjust for 105 ma short circuit

Es-1800V-90ma

SPEC. NO. 4078

separate coils 363


Winding	P	S				
Turns	435	7300				
Taps	—	—				
Wind. Lgth.	1 1/16"	1 7/16"				
Wire Size	#20	#33				
T.P.L.	29-15	170-43				
Kind Term.	#20 DM	#20 DM				
Term. Lgth.	9"	10"				
Layer Insul.	50#	double 30#				
Test Volt.		1200V				
Wrapper	20056A	20075A				Double

TUBE 9507 - (1200V Con set) IMPREGNATION Varnish

CORE Double E PRIMARY V.A.

MOUNTING U - use near brackets, 19 gage
 shunts approx 11 pieces 1/2" x 1/16" each side
 15 gage
 20 ma. anode gap.

MICA 1 5/16"



SIGNED BY *[Signature]*

DATE 5/2/58

EP-115V

Es - 3000V - 360 ma sec - constant current

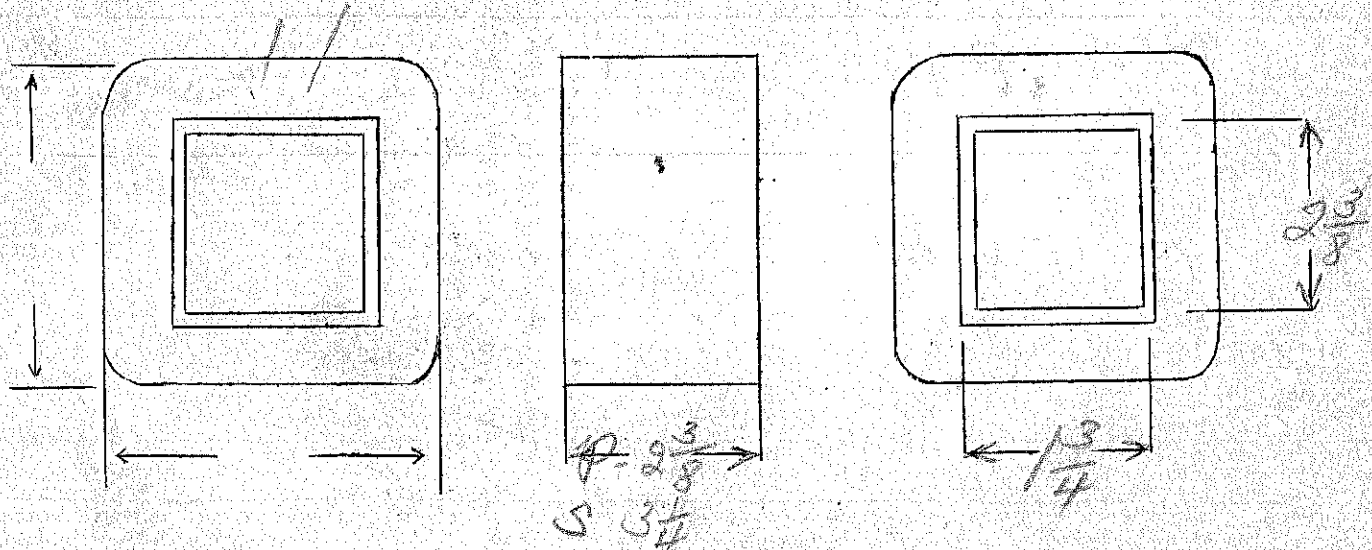
SPEC. NO.

4079

separate coils

Winding	P	{	SFC			
Turns	165	{	4950			
Taps		{				
Wind. Lgth.	full	{	$2\frac{3}{16}$			
Wire Size	#11	{	#25			
T.P.L.	9L	{	109.44			
Kind Term.	W.O.	{	#20 enamel + V.C. Slewing			
Term. Lgth.	5"	{				
Layer Insul.	007K	{	double 30#			
Test Volt.		{				
Wrapper	310056A	{	4200 VAC 210056A			Double
TUBE	101007 (+ 2100 VAC on Sec)		IMPREGNATION	Varnish		
CORE	Double E - full stack		PRIMARY V.A.			
MOUNTING	M - Special Brackets					

anchor start of sec. in winding
adjust gap for 360 ma sec → over



SIGNED BY *Gur*

DATE 6/6/38

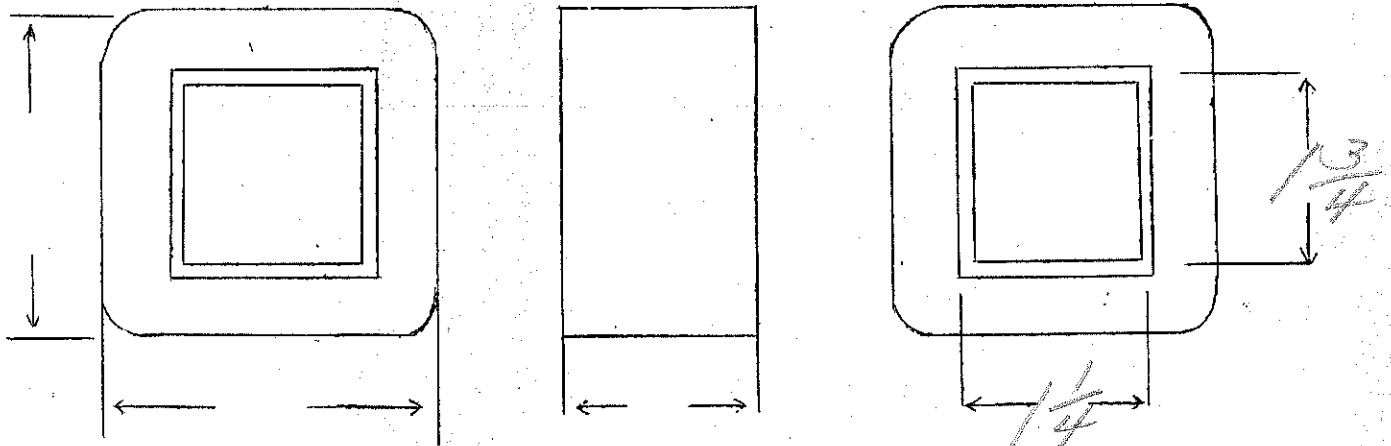
Special Refrig step down

220 to 100V - 50 Hz - 2.5 amp
2.95

SPEC. NO.

4080

Winding	P						
Turns	650						
Taps							
Wind. Lgth.							
Wire Size	#20						
T.P.L.	47-14						
Kind Term.							
Term. Lgth.							
Layer Insul.							
Test Volt.							
Wrapper						Double	
TUBE				IMPREGNATION	Varnish		
CORE				PRIMARY V.A.			
MOUNTING							



DESIGNED BY

DATE

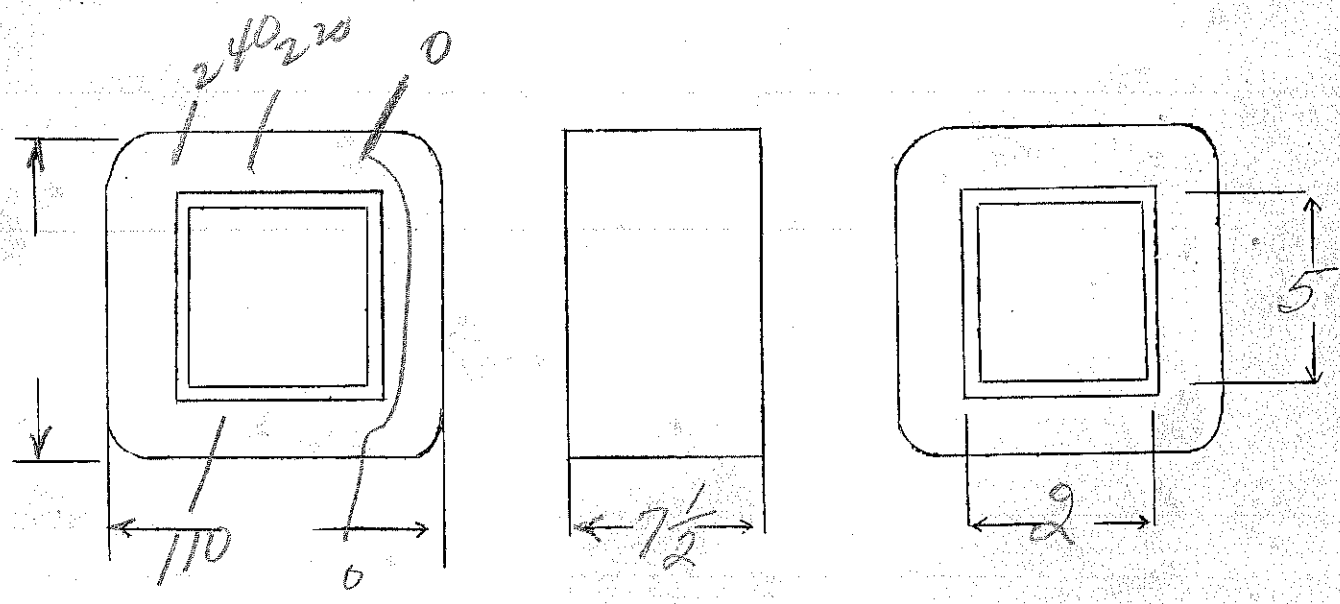
4KW auto transf. 110 220

GENERAL CONTROLS

SPEC. NO. 4081

Winding							
Turns	200						
Taps	97	184					
Wind. Lgth.	6 3/4						
Wire Size	Double #9						
T.P.L.	26-8L						
Kind Term.	WIRE ONLY						
Term. Lgth.	12"						
Layer Insul.	double, 007K						
Test Volt.							
Wrapper	4L005GA						

TUBE	10L007	IMPREGNATION	Varnish
CORE	Long and short 2" - 2x2	PRIMARY V.A.	
MOUNTING	Uncast Channel Brackets brackets 9 7/8 long		



DESIGNED BY *SW*

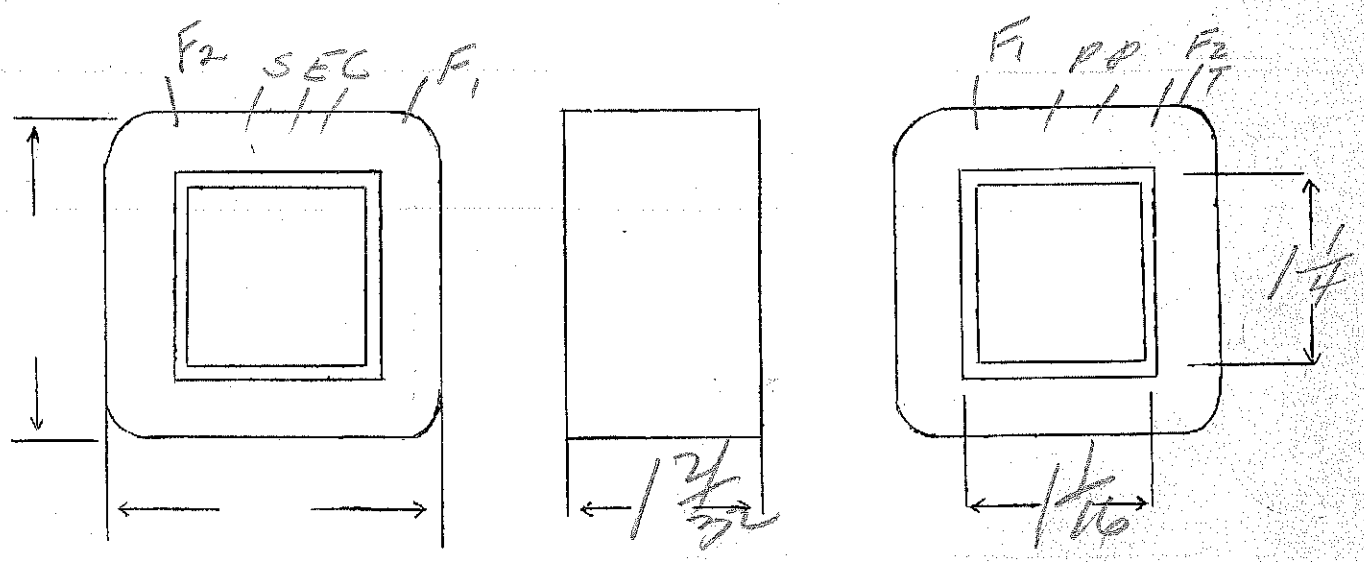
DATE 6/6/38

Amplitude 1000
 Ep-115
 Es- 500VCT-100ma
 Ef- 5V-3amp

Ef- 2.5Vct. - 6amp

435 SPEC. NO. 4082

Winding	SEC	SH.	P.	F1	F2	F3
Turns	2400	63	500	24	12	
Taps	1200				6	
Wind. Lgth.	1 1/32	✓	✓	✓	✓	
Wire Size	#33	#24	#24	#18	#15	
T.P.L.	173-14		63-8	14	14	
Kind Term.	Sil. Br	W.O.	W.O.	WIRE	ONLY	
Term. Lgth.	3"	3"	3"	3"	3"	
Layer Insul.	double 16#		50#			
Test Volt.						
Wrapper	1000 TVC	1000 SV	2000 SFA	2000 SBR	2000 SGA	
TUBE	7L007	IMPREGNATION			Varnish	
CORE	24 ga - 2x2			PRIMARY V.A.		
MOUNTING	C					



DESIGNED BY *RW*

DATE 6/6/38

Ep-15

Es - 900 - 1200 - 1500V - 10 ms half wave


6.8

SPEC. NO.

4083

Winding	PRI	SEC				
Turns	780	11,400				
Taps		6800-9100				
Wind. Lgth.	1 5/32	1 1/4				
Wire Size	#27	#39				
T.P.L.	87-8	285-40				
Kind Term.	W.O.	Sil Br				
Term. Lgth.	4"	4"				
Layer Insul.	40#	double 16#				
Test Volt.						
Wrapper	3L005VC	2L005VC 2L005GA				
TUBE	7607		IMPREGNATION	Varnish		
CORE	24/80 - 2X2		PRIMARY V.A.			
MOUNTING	B					

heavy finishing above mica - heavy saddle under panel (.030" GA)



DESIGNED BY

GW

DATE

6/6/38

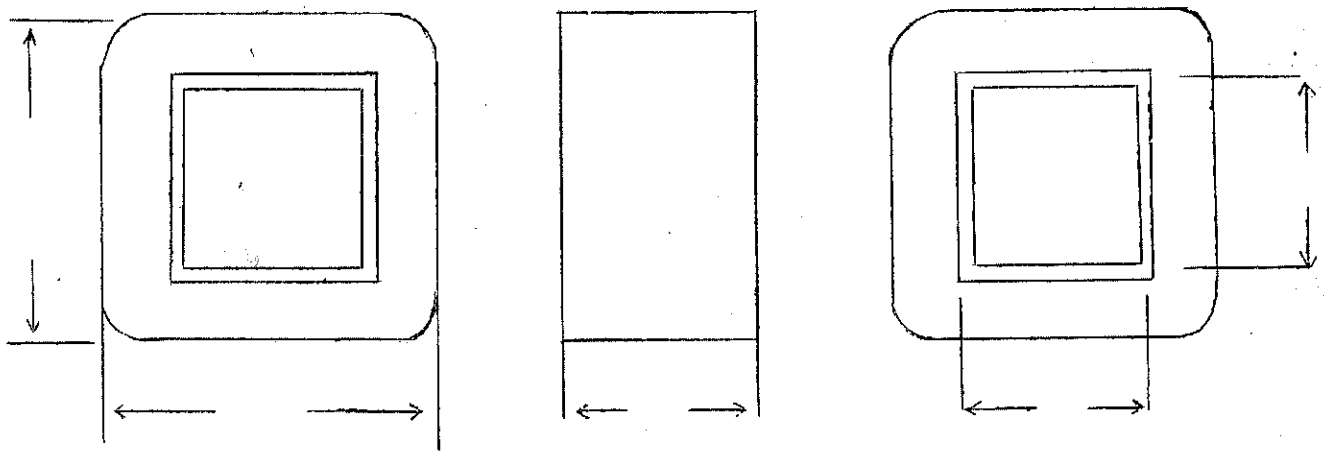
POWER

same as 656A, less light 6.3V filament

SPEC. NO. 4084

Winding							
Turns							
Taps							
Wind. Lgth.							
Wire Size							
T.P.L.							
Kind Term.							
Term. Lgth.							
Layer Insul.							
Test Volt.							
Wrapper							

TUBE		IMPREGNATION	
CORE		PRIMARY V.A.	
MOUNTING			



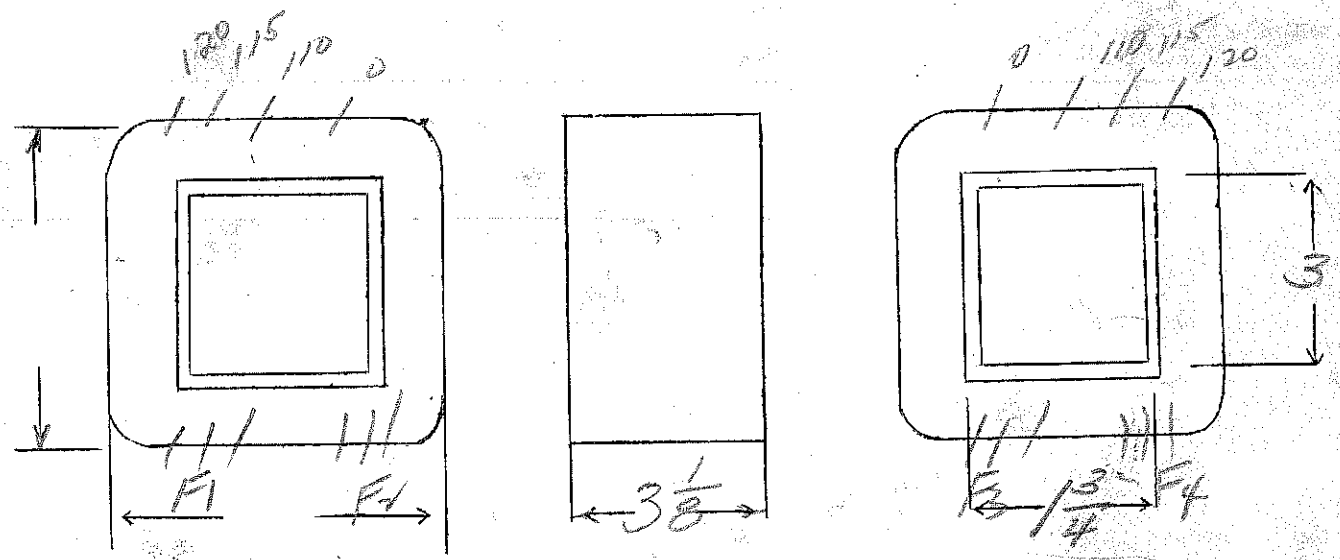
DESIGNED BY

DATE

Handwritten notes and scribbles at the top left of the page.

four sec - 7.5VCT-20amp
ME-1.24 SPEC. NO. 4085

Winding	P ₁		P ₂		F ₁ to F ₄	
Turns	149		149		10	
Taps	7-14		142-135		5	
Wind. Lgth.	2 7/8					
Wire Size	#15		#15		#9	
T.P.L.						
Kind Term.	WIRE ONLY					
Term. Lgth.	6"		✓		✓	✓
Layer Insul.	.007K		.007K			
Test Volt.					each 2500v	
Wrapper	2L0056A		3L0056A		3L0056A (each)	3L0056A
TUBE	10L007				IMPREGNATION	Varnish
CORE	24 Ga - 2x2				PRIMARY V.A.	600
MOUNTING	G					



DESIGNED BY *Law*

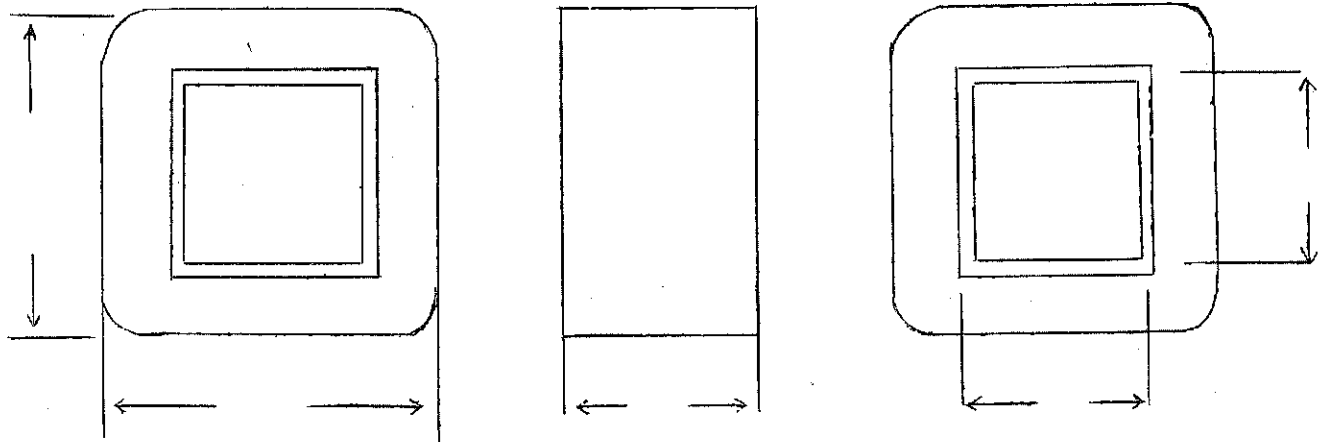
DATE 6/9/38

Same as 656A - less light 6.3V. fil

SPEC. NO. _____

4086

Winding							
Turns							
Taps							
Wind. Lgth.							
Wire Size							
T.P.L.							
Kind Term.							
Term. Lgth.							
Layer Insul.							
Test Volt.							
Wrapper							
TUBE				IMPREGNATION			
CORE					PRIMARY V.A.		
MOUNTING							



DESIGNED BY _____

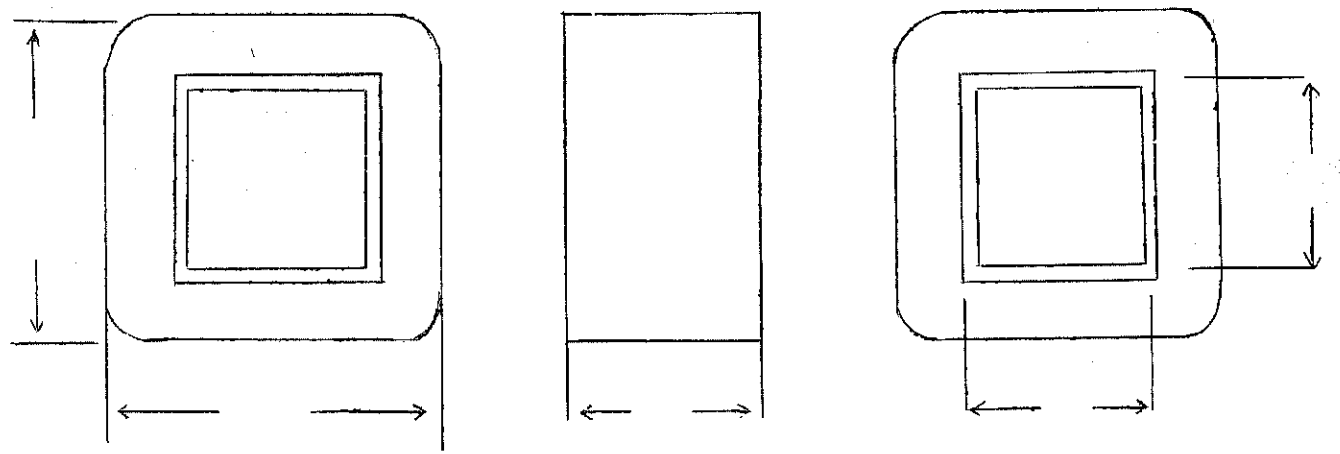
DATE _____

EP-113
 1000VCT-200ma
 5V-3ampCT
 6.3V-3ampCT

SPEC. NO. 4087

Winding							
Turns							
Taps							
Wind. Lgth.							
Wire Size							
T.P.L.							
Kind Term.							
Term. Lgth.							
Layer Insul.							
Test Volt.							
Wrapper							

TUBE		IMPREGNATION	<i>Varnish</i>
CORE		PRIMARY V.A.	
MOUNTING	<i>AF</i>		



DESIGNED BY

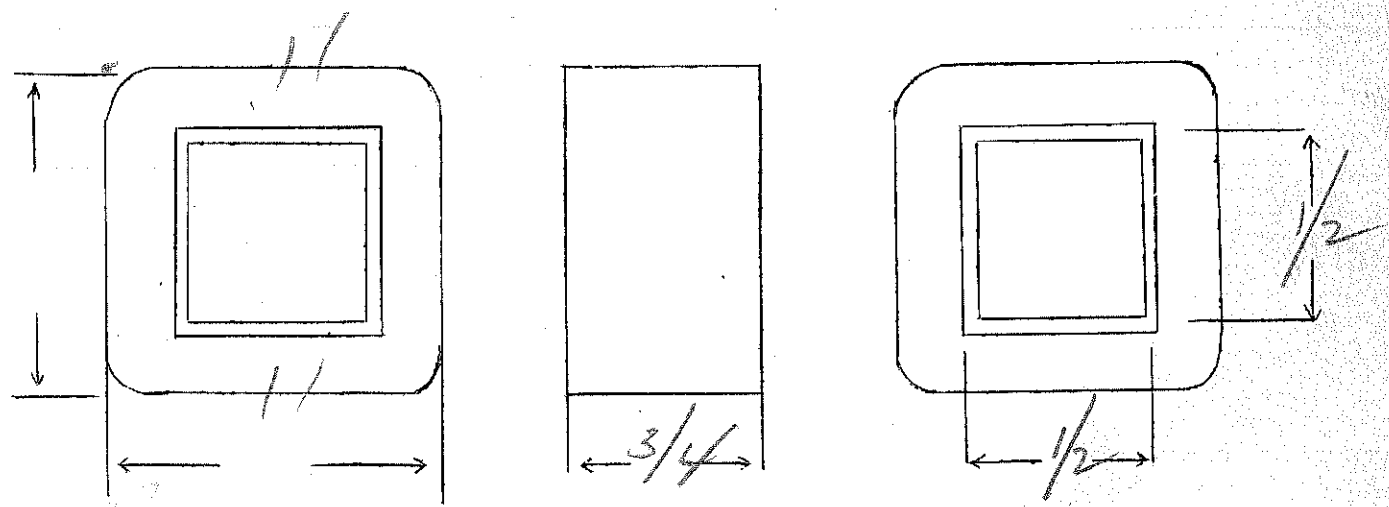
DATE

Ep-170
ES-80V

SPEC. NO. 4088

Winding	P	S					
Turns	3000	2450					
Taps							
Wind. Lgth.	5/8						
Wire Size	#39	#38					
T.P.L.	43-21	129-19					
Kind Term.	Sil for thru sleeve						
Term. Lgth.	5"	5"					
Layer Insul.	16#						
Test Volt.							
Wrapper	14007K	24005GA					
TUBE	52007			IMPREGNATION	Varnish		
CORE		2x2			PRIMARY V.A.		
MOUNTING	D						

wrap in panel



DESIGNED BY *Shur*

DATE *6/13/38*

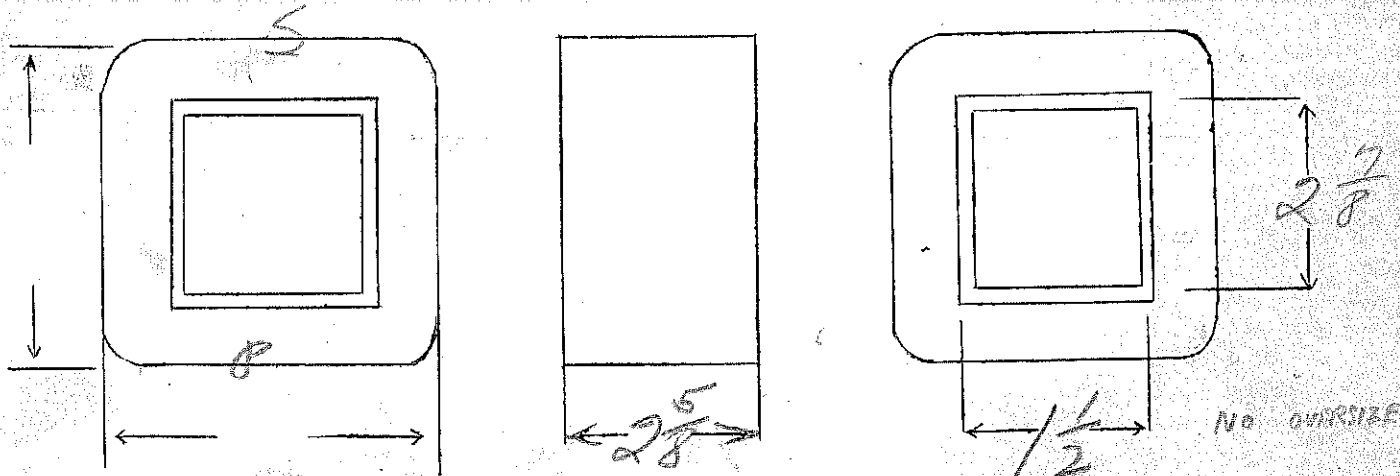
ES-2500 V.C.T. - 300ma

EP-115/230 series or parallel

SPEC. NO. 4089

Winding	S	P ₁	P ₂			
Turns	3950	170	170			
Taps	1975	-	-			
Wind. Lgth.	2 3/8					
Wire Size	#27	#19	#19			Wind tight insulation
T.P.L.	131-28	3L	13L			
Kind Term.	#27	WIRES ONLY				
Term. Lgth.	10"	10"	10"	Dulac	slowing	
Layer Insul.	double 30#	.007K				
Test Volt.						
Wrapper	24007VC 32005GA	24005GA	24005GA			Double Varnish
TUBE	1D4007+11007VC			IMPREGNATION		
CORE					PRIMARY V.A.	
MOUNTING	A					

outside sec leads not used



DESIGNED BY *GW*

DATE 6/16/38

Special vibrator transformer

SOUND PRODS

Marine Radiophone

6- 300V 1200VA

SPEC. NO. 4090

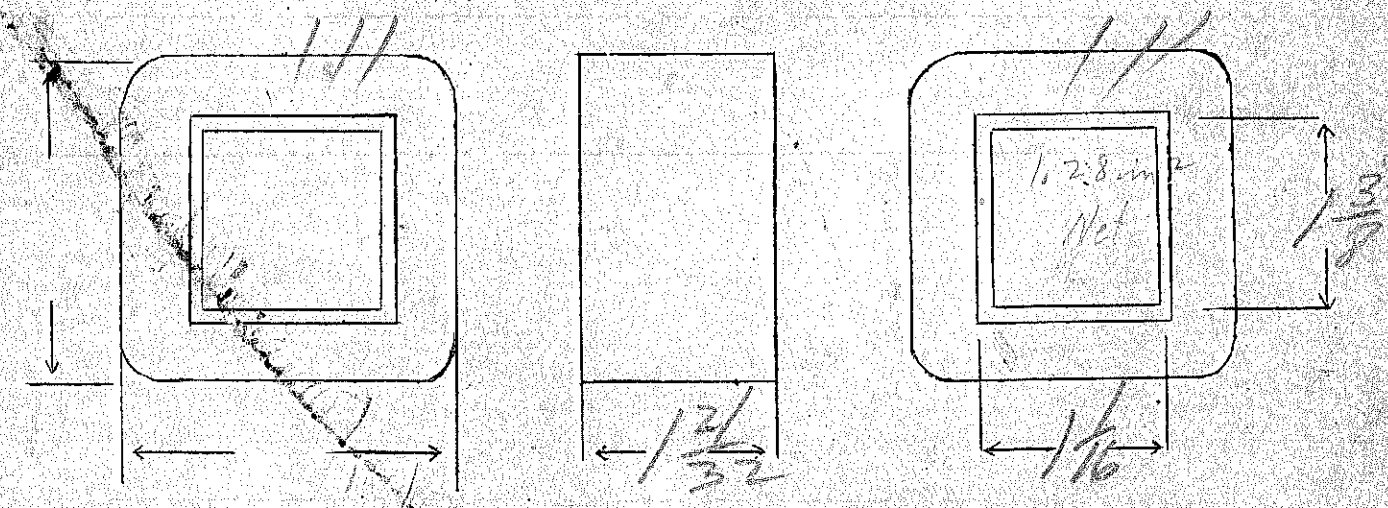
Winding	SEC	SHIELD	Black PRI.			
Turns	3940	1"	44			
Taps	1970		22			
Wind. Lgth.	1 1/2"					
Wire Size	#32	SHIM	#14			
T.P.L.	52-26	STOCK	3L			
Kind Term.	#20 Pur Br	sil Br	WO.			
Term. Lgth.	9"	3	9"			
Layer Insul.	double 20"		005GA			
Test Volt.						
Wrapper	41056	21005GA	21005GA			

TUBE	7607	IMPREGNATION	Varnish
CORE	24	2x2	PRIMARY V.A.

MOUNTING A - Copper shield air laminates

CU = 630-368
 Fe = 70 @ 652
 TPI = 2.67
 Wire Net = 0.480" (0.458")
 (91%)

Sec VA = 50VA
 Pri VA = 67
 Pri I = 11.2 amp.
 η = 93%
 cos φ = 90%



DESIGNED BY

DATE

EP-110120

MARINEFONE, INC.

EF-6.3V-2amp

EF-5VCT-8amp

EF-5VCT-3amp (1200Vdc)

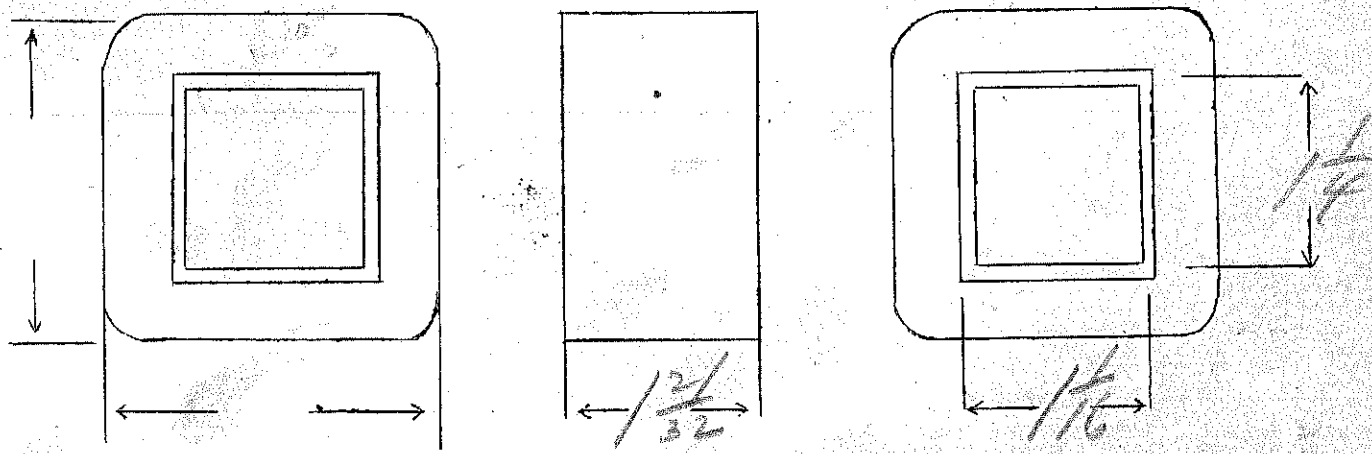
44 SPEC. NO.

4091

Winding	P	F ₁	F ₂	F ₃				
Turns	530	30	25	25				
Taps	485	-	12	12				
Wind. Lgth.	1 15/32							
Wire Size	#24	#20	#13	#18				
T.P.L.	61-9	1L	2L	1L				
Kind Term.	#20	WIRES ONLY						
Term. Lgth.	9"	9"	9"	9"				
Layer Insul.	50H							
Test Volt.				3500				
Wrapper	3005GA	3005GA	1605GA	21007GA			Double	

Cambric sleeve

TUBE	6L007	IMPREGNATION	Wax
CORE		PRIMARY V.A.	
MOUNTING	A		



DESIGNED BY *ew*

DATE 6/16/38

110-120V Pri - 60w
 6.3V @ 2A
 5V CT @ 8A

Maxine four

SPEC. NO. 4092

Winding	Pri	Blue Sect#1	White Sect#2			
Turns	744	430 (10%)	34 (10%)			
Taps	682	22	17			
Wind. Lgth.	1 15/32"	1 5/32"	1 15/32" = 1.469"			
Wire Size	#24	#20	#13			
T. P. L.	62-12L	22-2L	17-2L			
Finish	90%	50%	86%			
Type Lead	#20 Pm 13V	W. O. S. 100%	W. O. S. 100%			
Lead Lgth.	9"	9"	9"			
Layer Insul.	1 1/2 4000V	1 1/2 005A	1 1/2 010A			
Test Volt.	1250	—	—			
Wrapper	2L 0056A	2L 0056A	2L 0056A			

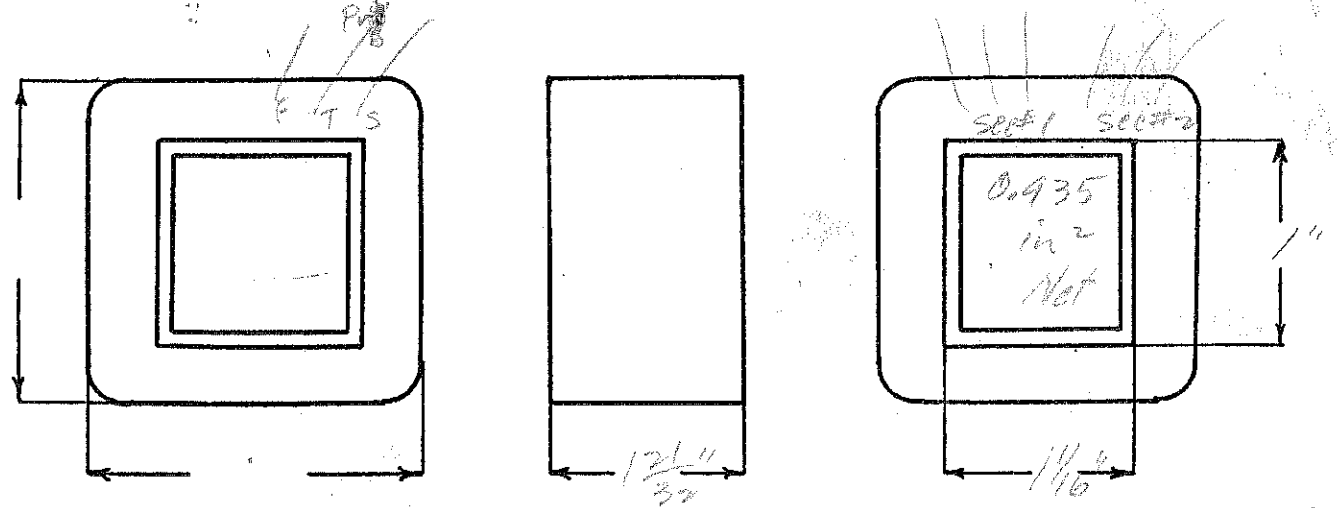
TUBE 5L-007 GK IMPREGNATION Double Varnish

CORE 1 1/16 x 1" E+I GA. 24 GRADE D STACK 2x2

MOUNTING "A" - Leads

Co = 628-510-648
 Fe = 647 @ 60w
 TPV = 6.2
 Wire/A = 0.510 (0.508")

Σ Sec VA = 57.6
 Pri VA = 70.5
 Pri I = 642 ma
 $\eta = 83$: 2080 = 90




DESIGNED BY MLB

over




DATE 10-12-41

1120
 PVI
 60W
 1110
 Yellow
 Blue
 Green-White S



Sec #1
 0.3V @ 2A

Sec #2
 5V @ 8A



230/115V auto-transf - 200VA.

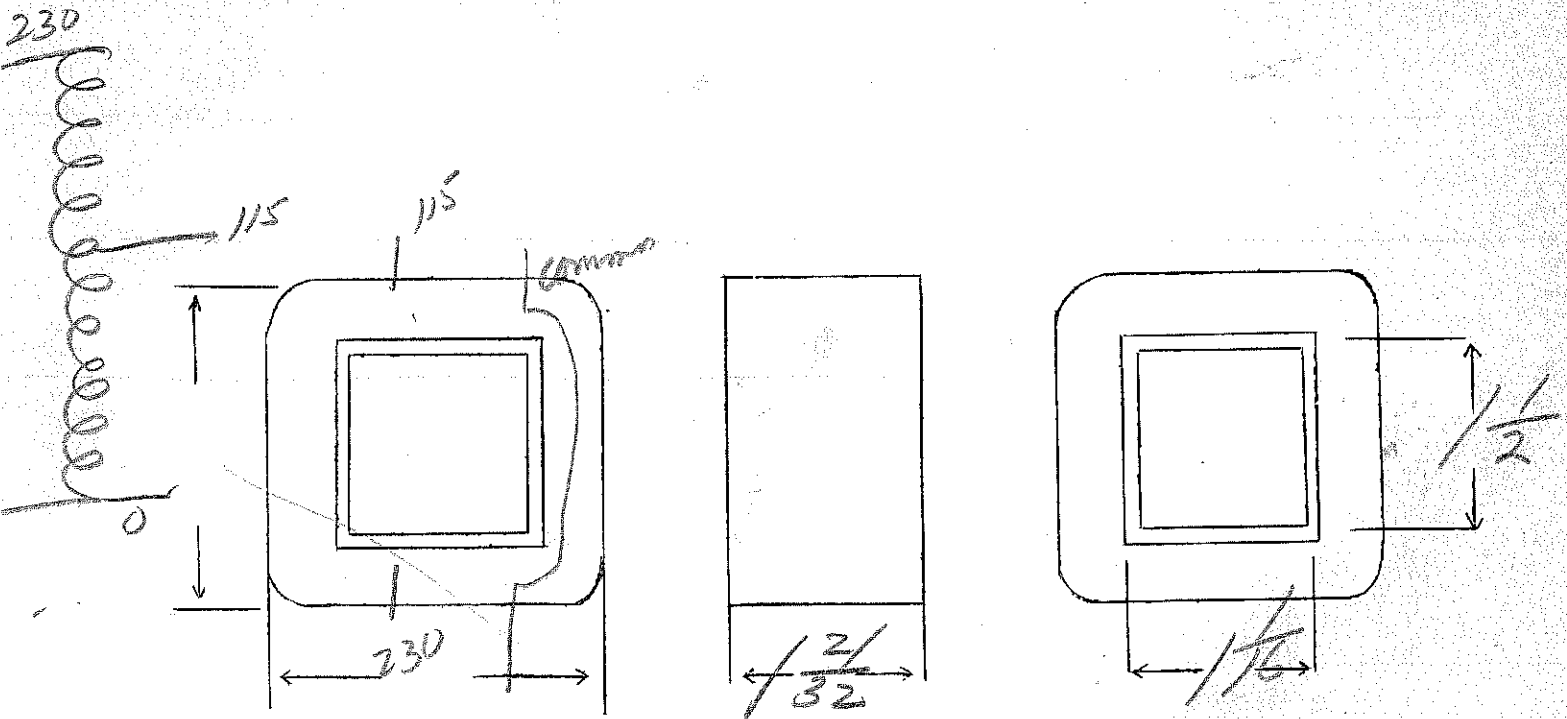
38

SPEC. NO.

4093 (B)

Winding	P						
Turns	870						
Taps	4.50						
Wind. Lgth.	1.5						
Wire Size	#22						
T.P.L.	50-18						
Kind Term.	W.O.						
Term. Lgth.	3"						
Layer Insul.	50#						
Test Volt.							
Wrapper	310050A						

TUBE	6L007	IMPREGNATION	Varnish
CORE		PRIMARY V.A.	
MOUNTING	leg-brackets - 3 1/8" high - open B.B. mtg		



DESIGNED BY *gw*

DATE 6/18/38

EP-116
 ES-350V-12 ma
 EF-5V-2amp

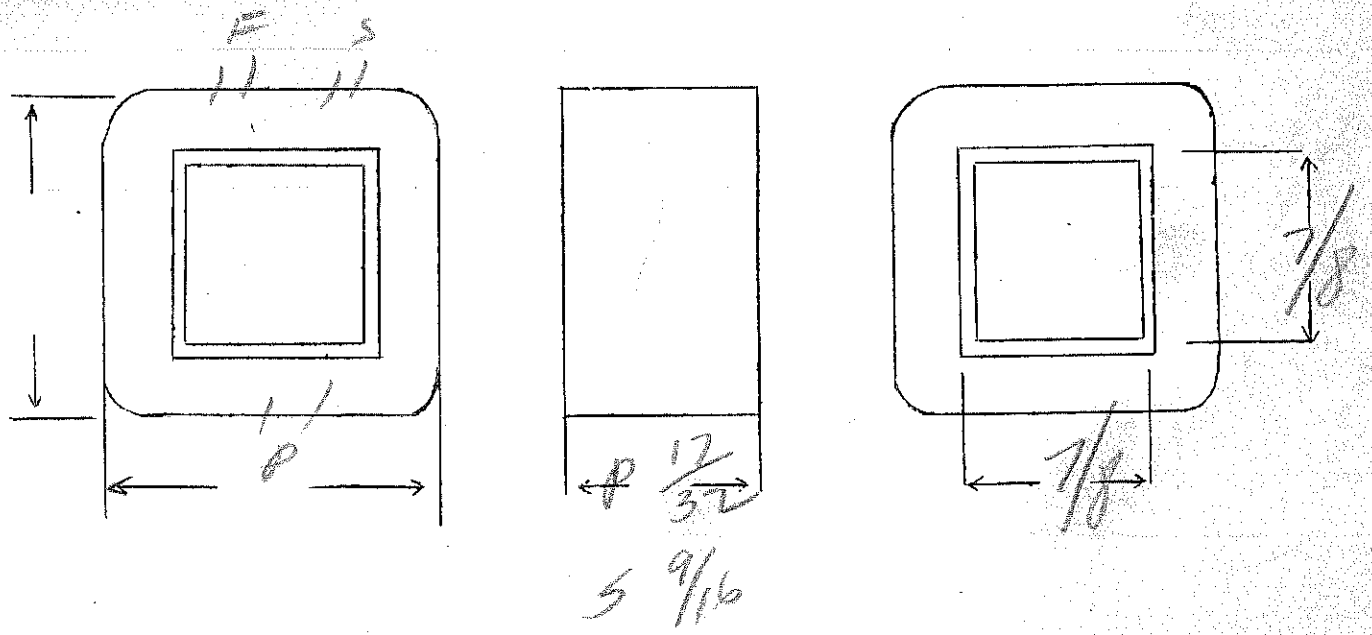
SPEC. NO. 4094

		<i>separate coil</i>					
Winding	PRI		SEC	FIL			
Turns	840		2800	41			
Taps							
Wind. Lgth.	5/16		3/8				
Wire Size	#31		#39	#21			
T.P.L.	28-30		85-33	12-4			
Kind Term.	Silk						
Term. Lgth.	3'						
Layer Insul.	20#		20#	50#			
Test Volt.							
Wrapper	21005GA		21005GA	21005GA			

TUBE 7L007 | IMPREGNATION Varnish
 CORE 24-2x2 | PRIMARY V.A. |

MOUNTING D - reverse position of legs

wrap in panel for P-9
stack coils side by side with 2 regular D panels
as spacers between coils



DESIGNED BY

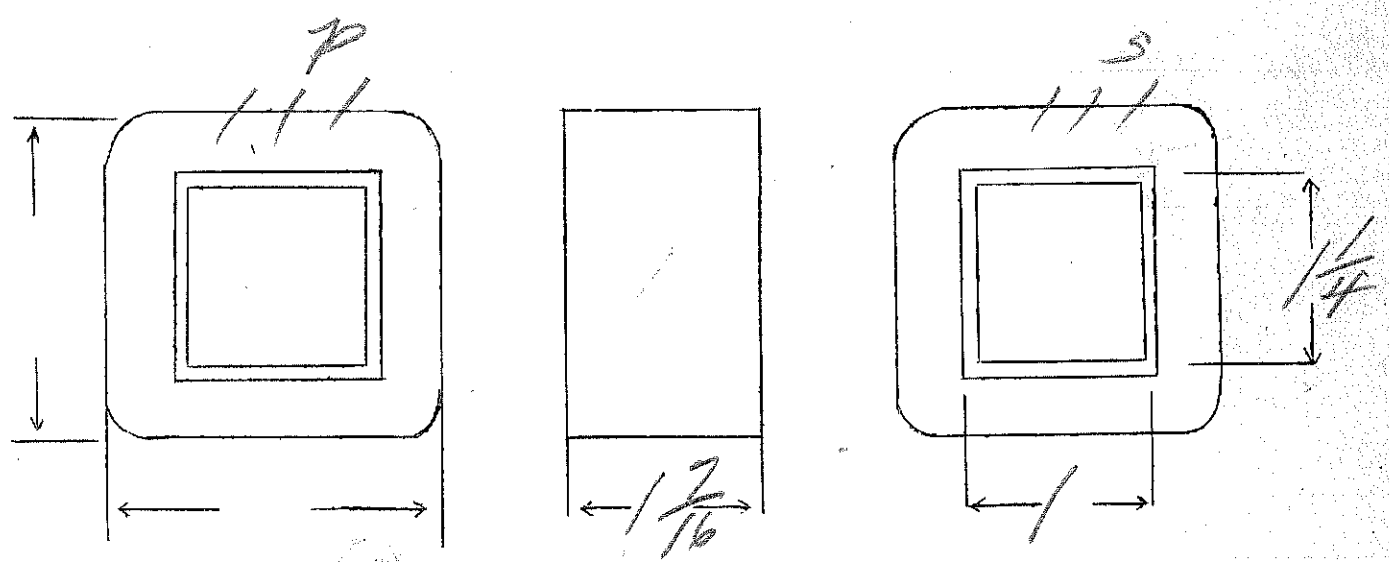
DATE

ED - 110/120V
 EF - 10V CT - 5amp

472

SPEC. NO. 4095

Winding	P	F				
Turns	570	53				
Taps	520	26				
Wind. Lgth.	1.25					
Wire Size	#26	#15				
T.P.L.	66-9	32				
Kind Term.	W.O.	W.O.				
Term. Lgth.	3"	3"				
Layer Insul.	50#					
Test Volt.						
Wrapper	36005GA 36005GA					
TUBE	52007		IMPREGNATION	VARNISH		
CORE			PRIMARY V.A.			
MOUNTING	B					



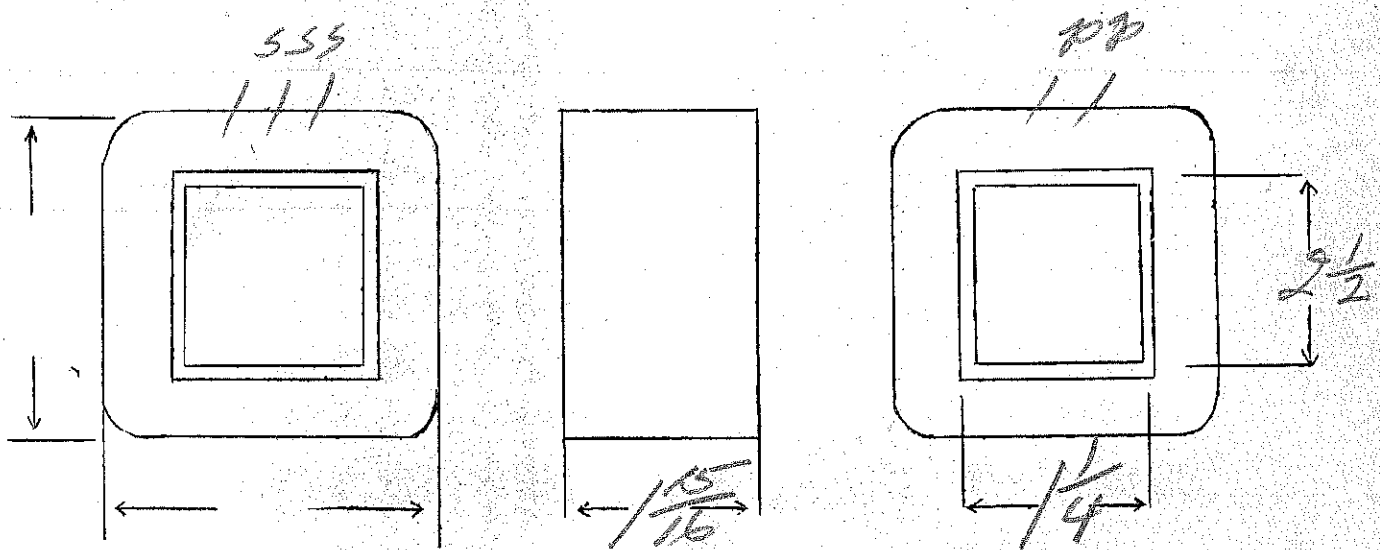
DESIGNED BY *gwr*

DATE *6/2/38*

EP - 115V POWER EF₂ 7.5V - 2.5amp CT
 ES - 800VCT - 150mA EF₃ - 7.5V - 1.25amp
 EF - 2.5V - 14amp
 N/E = 2 SPEC. NO. 4096

Winding	SEC	SHIELD	PRI	F ₃	F ₂	F ₁	
Turns	1750	146	235	16	16	6	
Taps	875			8	8	3	
Wind. Lgth.	1.75	✓	✓	✓	✓	✓	
Wire Size	#30	#30	#20	#21	#18	double #14	
T.P.L.	146-12		47.5				
Kind Term.	Sil Pa	Sil Pa	N.O.	✓	✓	✓	
Term. Lgth.	3"	✓	✓	✓	✓	✓	
Layer Insul.	d-20#	-	50#	-	-	-	
Test Volt.							
Wrapper	26 lb 140076C	14005VC	210076A				210076A

TUBE 7007 IMPREGNATION Varnish
 CORE PRIMARY V.A.
 MOUNTING B



DESIGNED BY Gen DATE 7/15/38

POWER FOR NO. 1 VICTOR K32

EP-115
 ES-100VCT-105ma
 EF1-5V-3amp

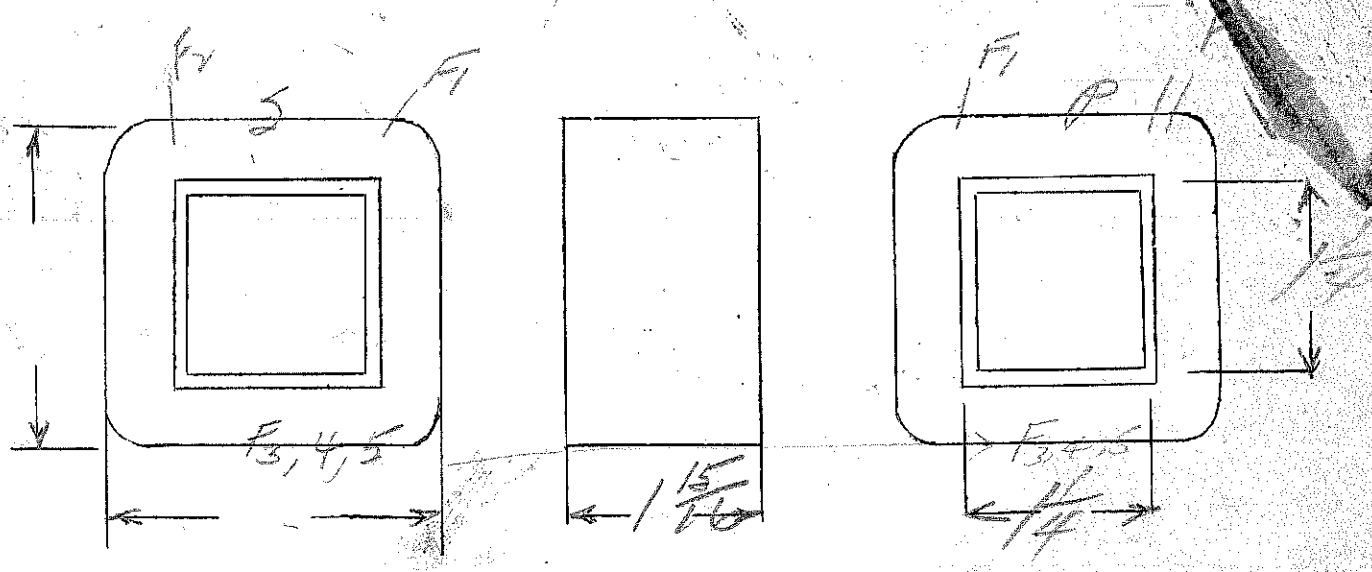
EF2-2.5V-3aCT.
 EF3-2.5V-1.75aCT
 EF4-1.5V-5A
 EF5-1.5V-1A

3:7

SPEC. NO. 4097

Winding	SEC	SHIELD	PR1	F1	F2	F3	F4	F5
Turns	2850	204	428	21	10	10	9	9
Taps	1425			-	5	5	5	4
Wind. Lgth.	1.75							
Wire Size	#33		#22	#18	#17	#20	#15	#21
T.P.L.	204-14		61-7					
Kind Term.	#20 PPA	SIL PA	#20 PPA	WIPE ONLY				
Term. Lgth.	9"	3"	9"	9"	9"	9"	9"	9"
Layer Insul.	double 16#		50#					
Test Volt.								
Wrapper	11007VC 3LGP	11005VC	21007GA					21007GA

TUBE 72007 IMPREGNATION Varnish
 CORE PRIMARY V.A.
 MOUNTING A



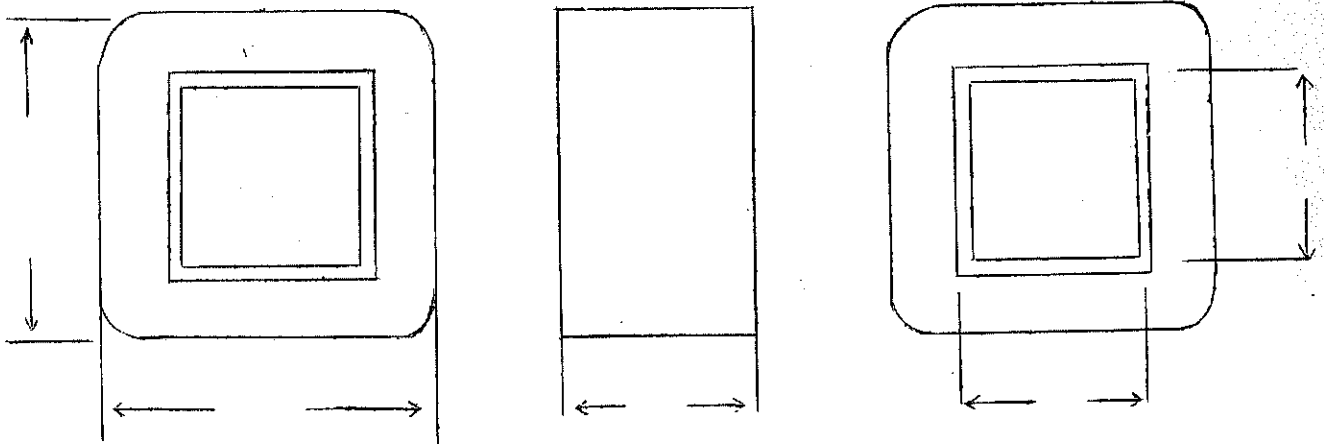
DESIGNED BY *[Signature]* DATE 6/20/38

Samco 6210A Remler

SPEC. NO. 4098

Winding							
Turns							
Taps							
Wind. Lgth.							
Wire Size							
T.P.L.							
Kind Term.							
Term. Lgth.							
Layer Insul.							
Test Volt.							
Wrapper							

TUBE		IMPREGNATION	
CORE		PRIMARY V.A.	
MOUNTING			



DESIGNED BY

DATE

EP-115/230

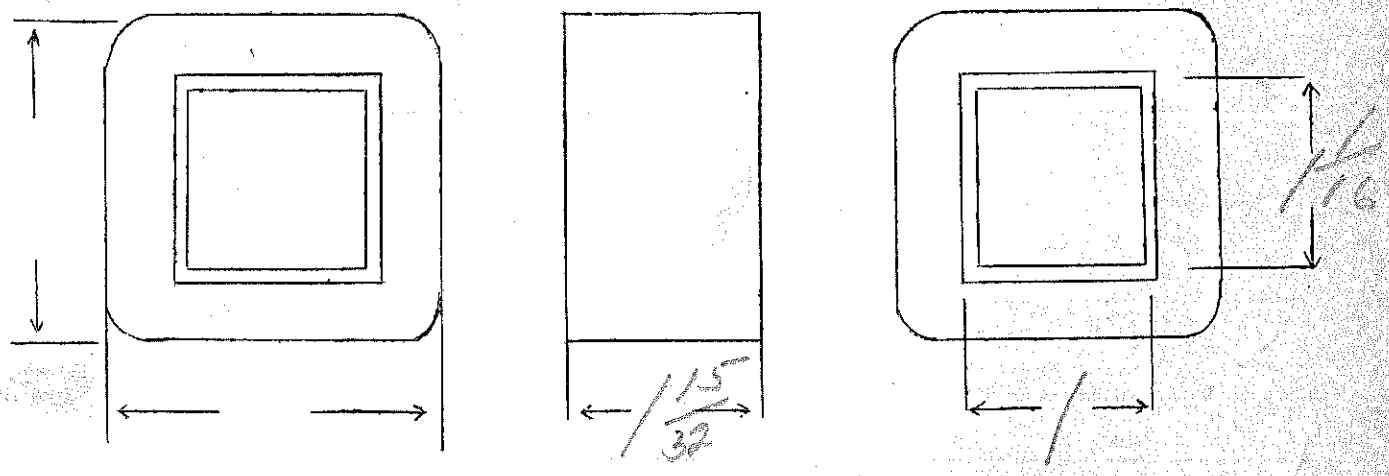
PACIFIC - 1111

harness 3485

SPEC. NO. 4099

Winding	SEC	SHIELD	PRI ₁	PRI ₂	F ₁	F ₂
Turns	3650	115	630	630	36	30
Faps	1825		—	—	—	—
Wind. Lgth.	1.25					
Wire Size	#36	#30	#30	#30	#21	#21
T.P.L.	205		110-6			
Kind Term.	#22 #0000	N.O.	#22 cell		WIRE ONLY	
Term. Lgth.	9"	3"	9"	9"	9"	9"
Layer Insul.	#16		40%			
Test Volt.						
Wrapper	10071C	10051C	10051C	20056A	—	Double
TUBE	52007				IMPREGNATION	Varnish
CORE					PRIMARY V.A.	
MOUNTING	A - fibre grommet					

Pri Starts - Brown
 ✓ Finish - Green



DESIGNED BY *gwr*

DATE 6/8/32