

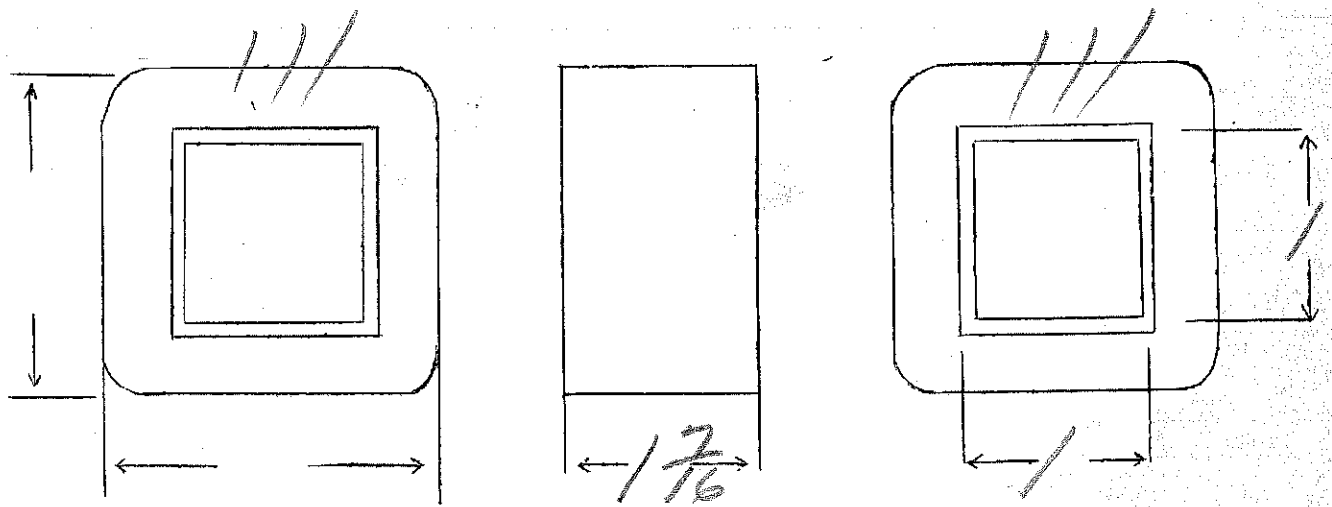
TOWER

GEO. WUNDERLICH

EP-24 V.C.T.
ES-450V.C.T-60ma

SPEC. NO. 4503

Winding	SEC	SHIELD	DRI			
Turns	4200	1	150			
Taps	2100		75			
Wind. Lgth.	1.25	✓	✓			
Wire Size	#34	shim stock	#21			
T.P.L.	163-26		4L			
Kind Term.	#20 Per Br	Sil. Br.	W.O.			
Term. Lgth.	9"	3"	9"			
Layer Insul.	d-#16					
Test Volt.						
Wrapper	100TVC 1005GA	2L005GA	2L005GA			
TUBE	7607			IMPREGNATION	Varnish	
CORE				PRIMARY V.A.		
MOUNTING	A - copper band over laminations					



DESIGNED BY gw

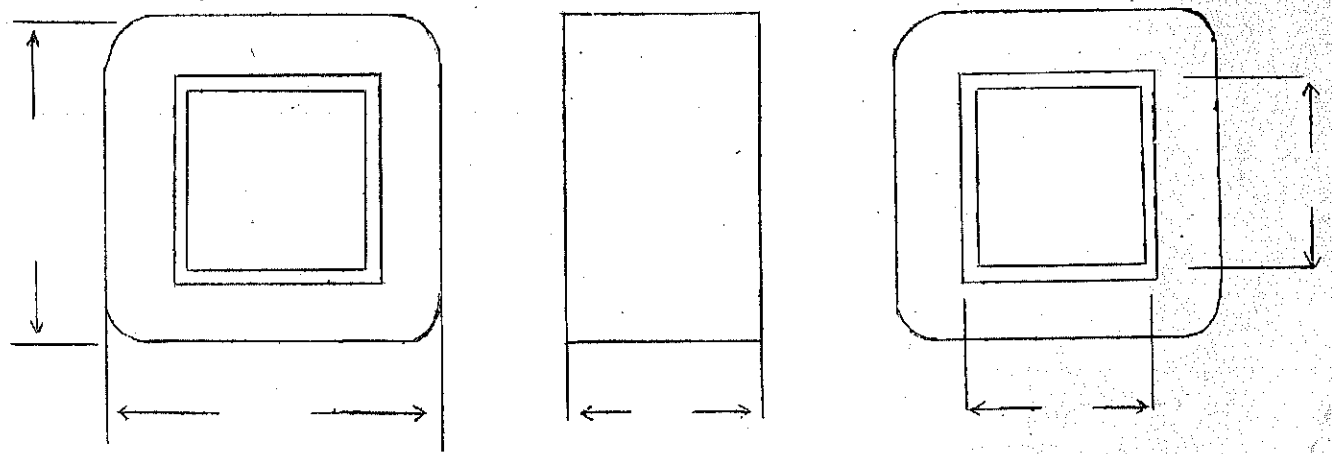
DATE 6/7/38

Same as 2929A

SPEC. NO. 4504

Winding							
Turns							
Taps							
Wind. Lgth.							
Wire Size							
T.P.L.							
Kind Term.							
Term. Lgth.							
Layer Insul.							
Test Volt.							
Wrapper							

TUBE		IMPREGNATION	
CORE		PRIMARY V.A.	
MOUNTING			



DESIGNED BY

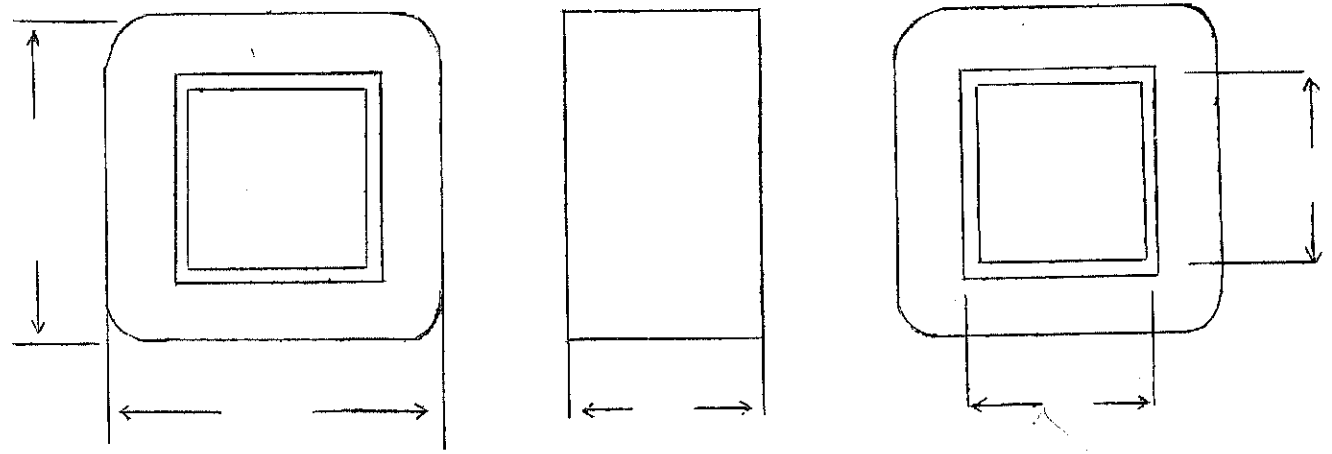
DATE

Same as 2931A

SPEC. NO. 4505

Winding							
Turns							
Taps							
Wind. Lgth.							
Wire Size							
T.P.L.							
Kind Term.							
Term. Lgth.							
Layer Insul.							
Test Volt.							
Wrapper							

TUBE		IMPREGNATION	
CORE		PRIMARY V.A.	
MOUNTING			



DESIGNED BY

DATE

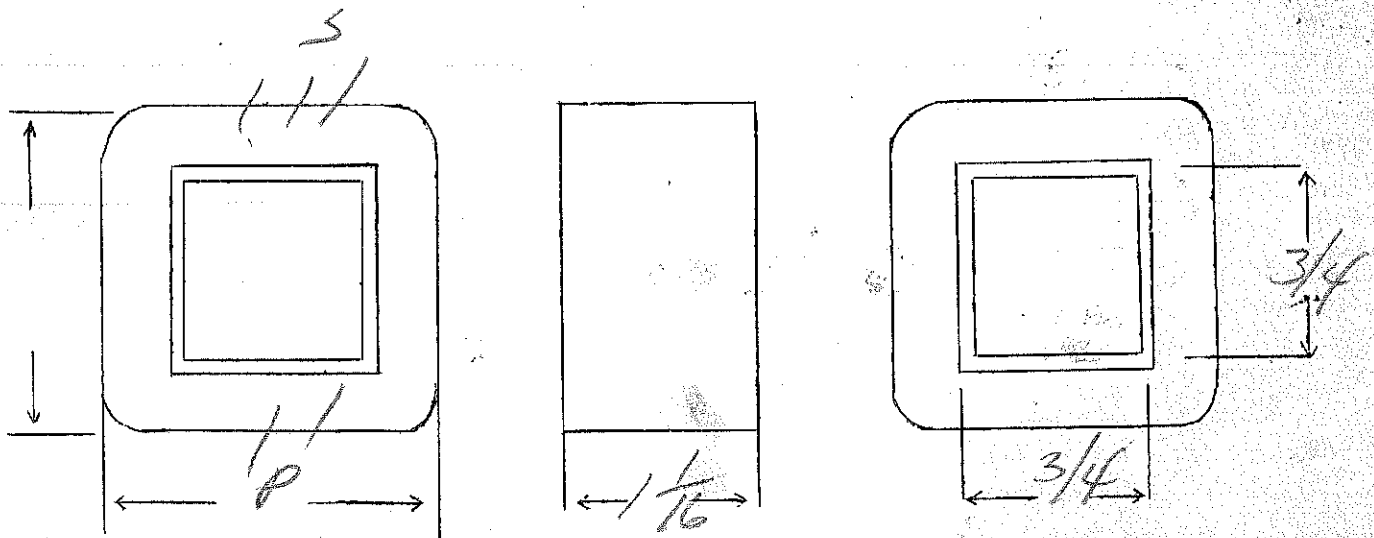
Input Transformer

6N7pm - 6N7 class B

SPEC. NO.

4506

Winding	SEC	PRY				
Turns	2200	5300				
Taps	1100	—				
Wind. Lgth.	7/8					
Wire Size	#36	#40				
T.P.L.	150-15	240-23				
Kind Term.	sil	Bz				
Term. Lgth.	3"	3"				
Layer Insul.	20#	12#				
Test Volt.						
Wrapper	16007WC	26005GA				
TUBE	66007	IMPREGNATION	Wax			
CORE	29-B Grade - Best stock, reg		PRIMARY V.A.			
MOUNTING	D					



DESIGNED BY

Y.W.

DATE

7/1/38

Audio Modulation

Marnefone, Inc.

12,500^wCT to 5000^w@ 200ma

Pri - 150ma

100Watt.

SPEC. NO. 4507

Winding	Pri	Sec				
Turns	2800	1885				
Taps	1400	—				
Wind. Lgth.	2 1/8"	2 1/8"				
Wire Size	#29	#27				
T. P. L.	156-186	126-156				
Finish Pitch	89%					
Type Lead	#20 Dulce	#20 Dulce	← V.C. Slewing over Dulce			
Lead Lgth.	10"	10"				
Layer Insul.	2L 20#G	2L 20#G				
Test Volt.	5000V					
Wrapper	4L 007VC	3L-007VC 3L-005 GA				
TUBE	9L-007 GR + 2L-007 VC		IMPREGNATION	Double Varnish		

CORE $1\frac{1}{2} \times 2"$ E-I GA. 24 GRADE D STACK Butt .020" Gap

MOUNTING "A" - Double VC Slewing thru case.

$C_u = 847 - 1000$

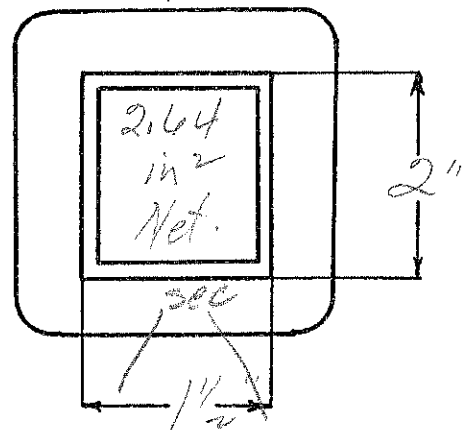

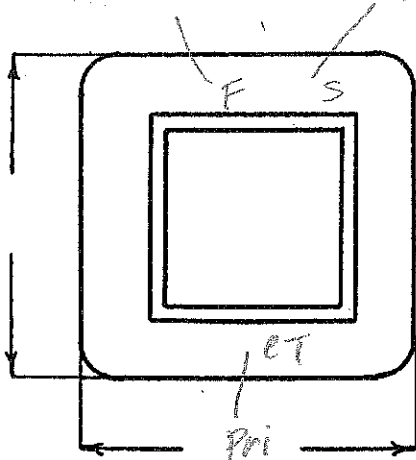
$F_e = 16 @ 300m, 9614 @ 50m$

$TPV = 1.77$

Wire Net = 0.732" (0.514")

Finish over mica - 5000V

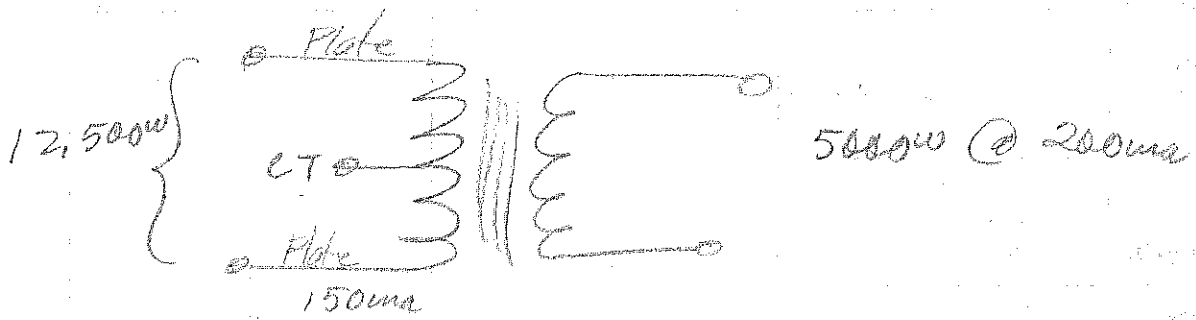
Signal Volt on Pri = 1580V



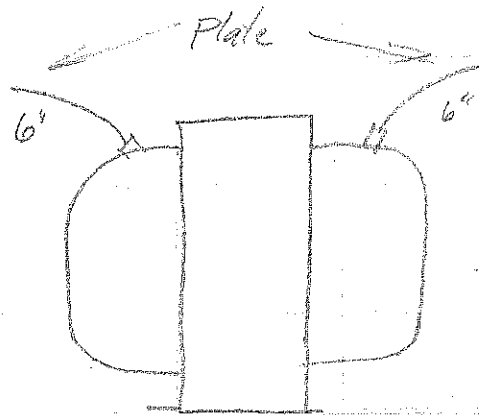
DESIGNED BY HUR

over

DATE 10-10-41



PP 35T¹






$$Z = 12,500 - 5000$$

$$Z_R = 2.5 - 1$$

$$T_R = 1.577 - 1$$

$$T = 2800 - 1778$$

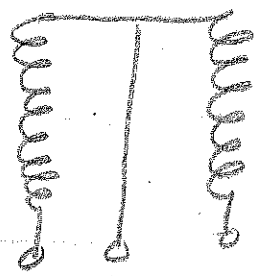


20H- 15ms unbalance- 150 ma. Capacity

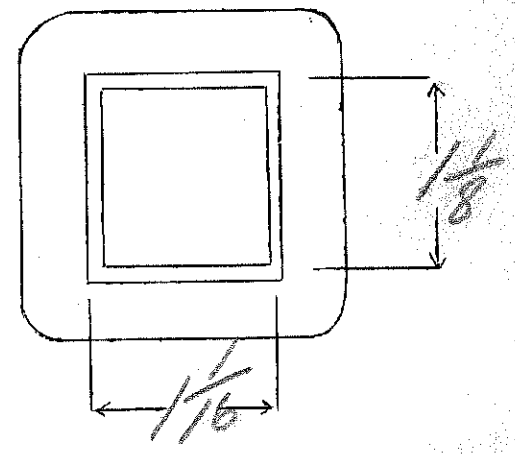

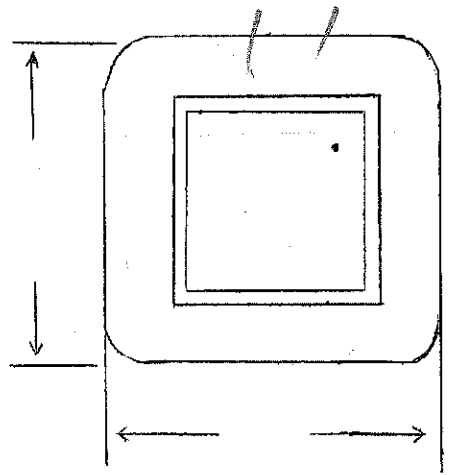
Pile wound- CT.

SPEC. NO. 4508

Winding	2 coils R					
Turns	1640					
Taps						
Wind. Lgth.	1/2					
Wire Size	#30					
T.P.L.	4 1/2 - 40					
Kind Term.	sil br					
Term. Lgth.	3"					
Layer Insul.	30#					
Test Volt.						
Wrapper	240056A					
TUBE	6K007	IMPREGNATION		VARNISH		
CORE	24 ga. 8x8.	PRIMARY V.A.				
MOUNTING	B					



REVERSE ASSEMBLY



DESIGNED BY GW

DATE 6/18/38

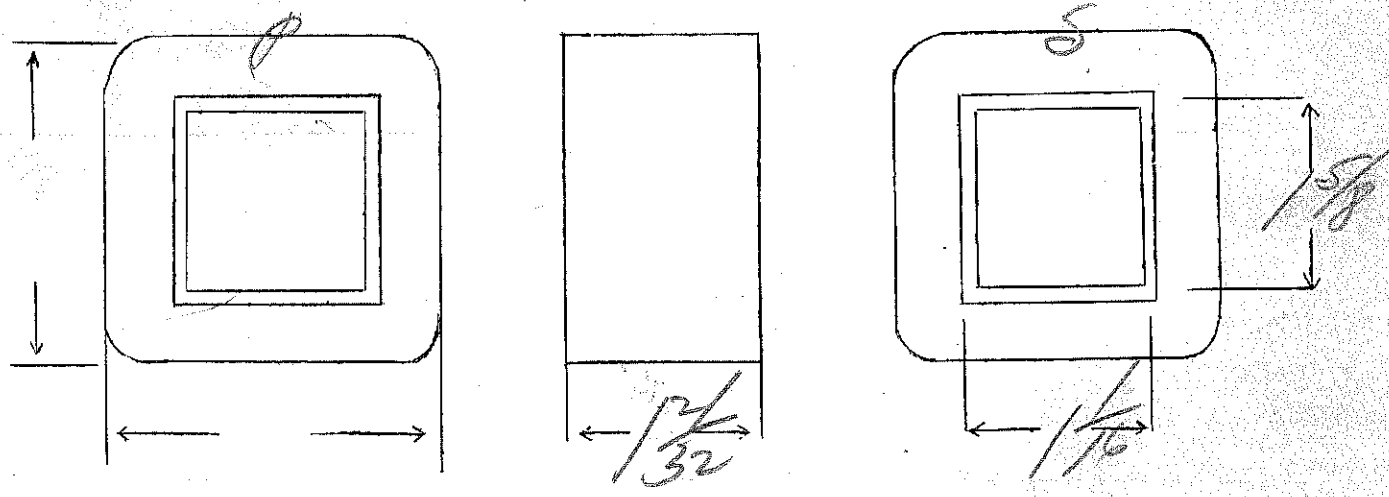
modulation transformer
 2-6L6 (6600 ohm to 3700 Ω - 150 ma)

WIRKINER, ILL.

SPEC. NO. 4509

Winding	P	S				
Turns	2400	1600				
Taps	1200					
Wind. Lgth.	1 $\frac{7}{16}$	1 $\frac{7}{16}$				
Wire Size	#31	#28				
T.P.L.	134-18	95-17				
Kind Term.	#20 Per B					
Term. Lgth.	9"	9"				
Layer Insul.	40#	40#				
Test Volt.		3500				
Wrapper	21007/C	21005/C				Double
TUBE	72007		IMPREGNATION			Varnish
CORE	24/84 - .015" gap				PRIMARY V.A.	
MOUNTING	A					

heavy finishing



DESIGNED BY GW

DATE 6/18/38

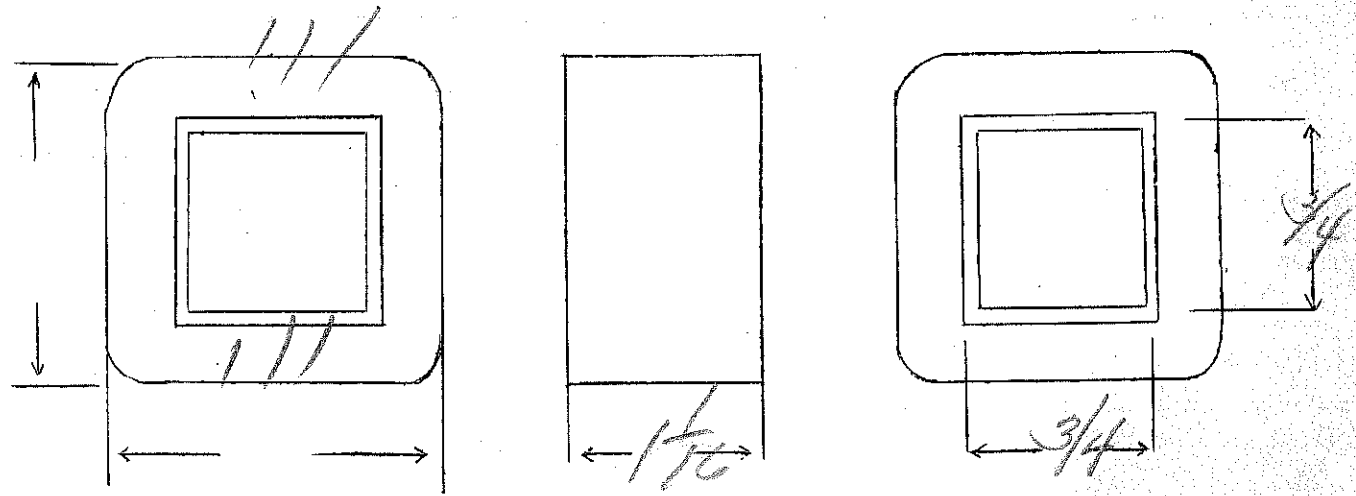
Special coupling transformer

H-24, 650 WATT
CALIF. INST. OF TECH

Part No 6N7-111

SPEC. NO. 4510

Winding	P	S					
Turns	1470	1500					
Taps	735	750					
Wind. Lgth.	7/8						
Wire Size	#31	#35					
T.P.L.	82-18	125-12					
Kind Term.	SW	Bx					
Term. Lgth.	3"	3"					
Layer Insul.	20 #	20 #					
Test Volt.							
Wrapper	1600 MC	2600 SGA					
TUBE	52007		IMPREGNATION	Varnish			
CORE	29 B - A grade - 2x2		PRIMARY V.A.				
MOUNTING	D						



DESIGNED BY *egw*

DATE 6/17/38

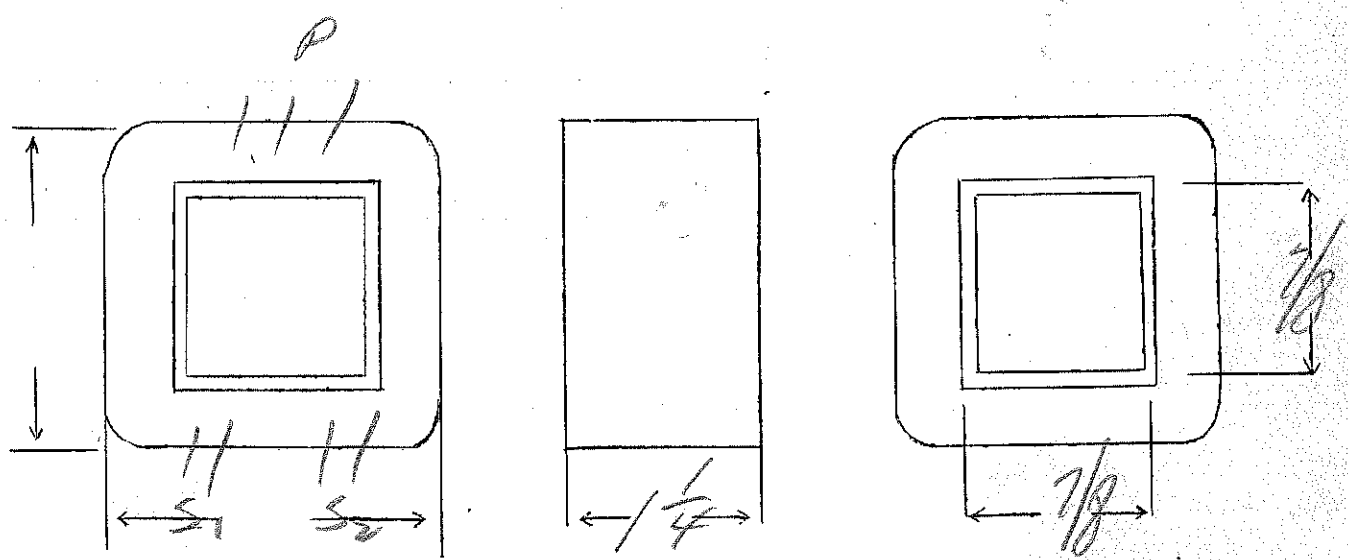
Special oscillator transformer
 605
 5000 6000
 5000 6000

STANDARD ELECTRICAL
 MFG. CO.

SPEC. NO. 4511

Winding	P	S ₁	S ₂				
Turns	6000	4900	850				
Taps	4000						
Wind. Lgth.	1 1/16	✓	✓				
Wire Size	#38	#38	#30				
T.P.L.	225	225	85-10				
Kind Term.	sil	brail					
Term. Lgth.							
Layer Insul.	16#	16#					
Test Volt.							
Wrapper	14005VC	14005VC	2005BA				

TUBE	51007	IMPREGNATION	Varnish
CORE	29 Ga - 2x2	PRIMARY V.A.	
MOUNTING	D		



DESIGNED BY *GW*

DATE 6/18/38

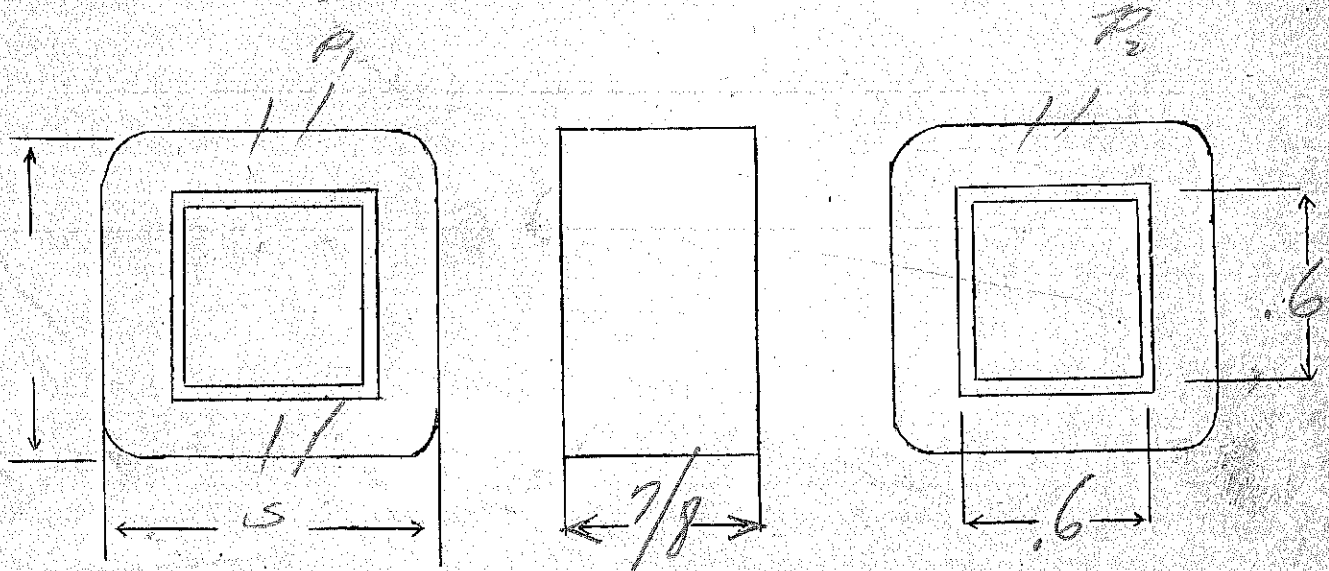
200 x 4 r liquid

SOUND PROOF

SPEC. NO. 4512

Winding	P ₁	S	P ₂				
Turns	300	6600	44				
Taps	—	—	—				
Wind. Lgth.	3/4	3/4	—				
Wire Size	#32	#41	#23				
T.P.L.	77.4	200-33	21				
Kind Term.	SIL	Braid	w.O.				
Term. Lgth.	3"	3'	3'				
Layer Insul.	20#	12#					
Test Volt.							
Wrapper	10003V# K. B.	10003V# 100056A	100056#				
TUBE	H007	IMPREGNATION					
CORE	29 Pa - B - 2X2	PRIMARY V.A.					
MOUNTING	D						

*Paula
Hammick*



DESIGNED BY *Gweaver* DATE *6/23/38*

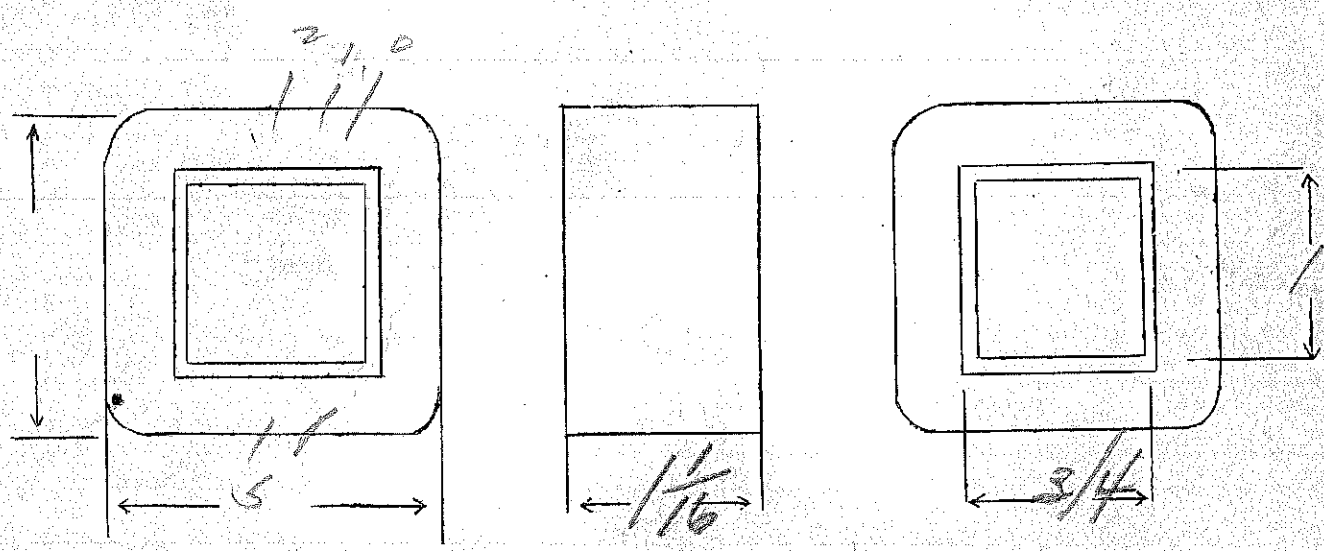
10
bcs

bv6

SPEC. NO. 4513

Winding	P	S				
Turns	6000	4900				
Taps	4000					
Wind. Lgth.	7/8	7/8				
Wire Size	#39	#39				
T.P.L.	200	200				
Kind Term.	sil Braid					
Term. Lgth.						
Layer Insul.	16#	16#				
Test Volt.						
Wrapper	1000SVC	2000SBA				

TUBE	57007	IMPREGNATION	Varnish
CORE	29/2A-B-2x2	PRIMARY V.A.	
MOUNTING	0		



DESIGNED BY *LMW*

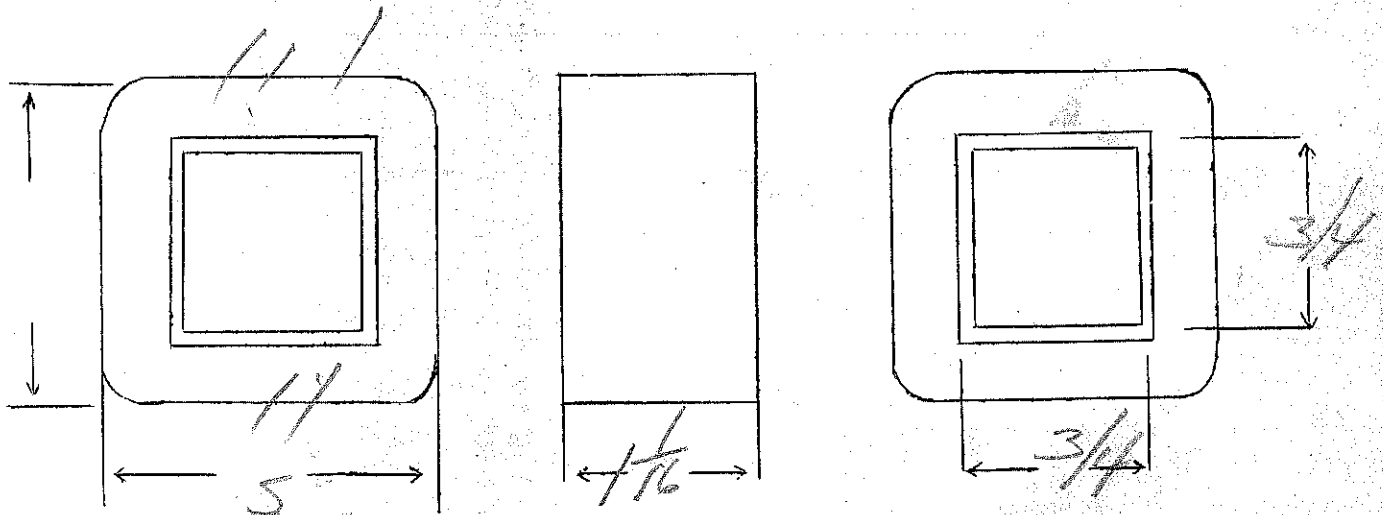
DATE 6/30/38

output 6W7-VC

DICKERSON MUSICAL INSTR. CO.

SPEC. NO. 4514

Winding	PR1	SEC				
Turns	3650	52				
Taps	1825					
Wind. Lgth.	7/8	7/8				
Wire Size	#37	#21				
T.P.L.	170-22					
Kind Term.	silb	w.o.				
Term. Lgth.	3"	3"				
Layer Insul.	20#					
Test Volt.						
Wrapper	240056A	240056A				
TUBE	6607		IMPREGNATION	Varnish		
CORE	B-24 Ga-2x2		PRIMARY V.A.			
MOUNTING	D					



DESIGNED BY

Yuv

DATE

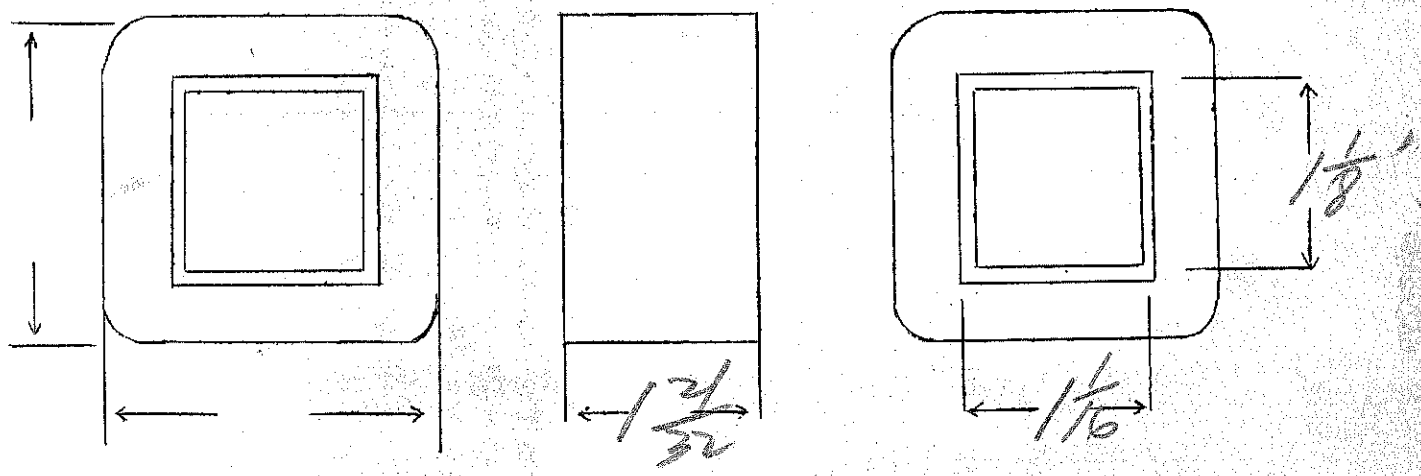
7/1/38

500 Ω to class B ends of T22002 T240 tubes

P: $\frac{1}{2}$ S = 1:2:1

SPEC. NO. 4515

Winding	S- ^{red} P- ^{red} 5	P	P- ^{red} S- ^{red} 5				
Turns	2580	1250	2580				
Taps							
Wind. Lgth.	115/32						
Wire Size	#33	#28	#33				
T.P.L.	173-15	98-13	173-15				
Kind Term.	#20	Per Br					
Term. Lgth.	9"	9"	9"				
Layer Insul.	double	20#					
Test Volt.							
Wrapper	11007VC	11007VC	210056A				
TUBE	71007		IMPREGNATION	Varnish			
CORE	29.34 - Mode B - 2x2		PRIMARY V.A.				
MOUNTING	A						



DESIGNED BY *Jwr*


DATE *7/15/38*

Pri - 4400 net 55 wale *air* insulation *type*
 Sec - 8000 r - 120 ms (covered) SPEC. NO. 4516

Winding	P	S				
Turns	1900	2550				
Taps	950	—				
Wind. Lgth.	1 5/8	1 1/2				
Wire Size	#29	#29				
T.P.L.	120-14	113-23				
Kind Term.	#20 Ruler					
Term. Lgth.	10" 1/2	6"				
Layer Insul.	double 20#					
Test Volt.	2500	5000				
Wrapper	3100 PVC	2100 PVC 2100 GA				
TUBE	71007+160 PVC		IMPREGNATION	Varnish		
CORE	24/8 - 0.15" gap		PRIMARY V.A.			
MOUNTING	L					

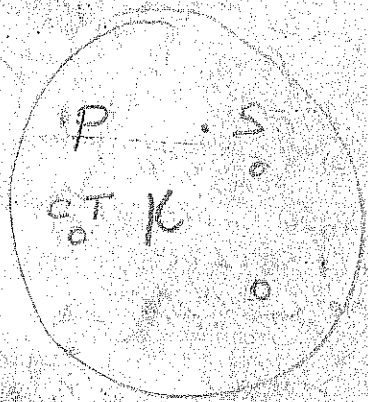
outside leads out with two Cambridge

sec & pri must be finished and insulated for 1000 v working - start to finish Pri out top (Cover) put top one each side - thru hole



DESIGNED BY *SW* DATE 7/15/39

ST + Fm = 10"



6"
 P.C.T.
 See ST + Fm

P = 950T.
 S = 330Y

Ep-115V

SOUND PRODUCTS CO.

12-0-12V - 1/2 amp

N/E - 7.5

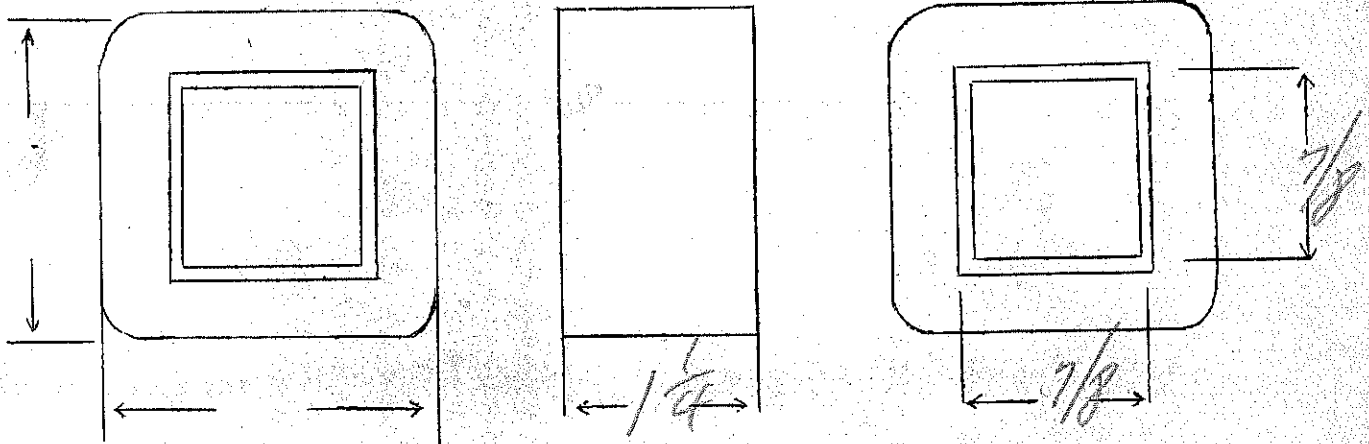
SPEC. NO.

4517

C. I. OR T.

Winding	PRI	SEC				
Turns	865	212				
Taps	-	106				
Wind. Lgth.	1 1/16					
Wire Size	#29	#23				
T.P.L.	80-11	40-6				
Kind Term.	#20 P.M.					
Term. Lgth.	9"	9"				
Layer Insul.	307					
Test Volt.						
Wrapper	260056A	260056A				

TUBE	76007	IMPREGNATION	Varnish
CORE	24M-2X2	PRIMARY V.A.	
MOUNTING	A		



DESIGNED BY *JW*

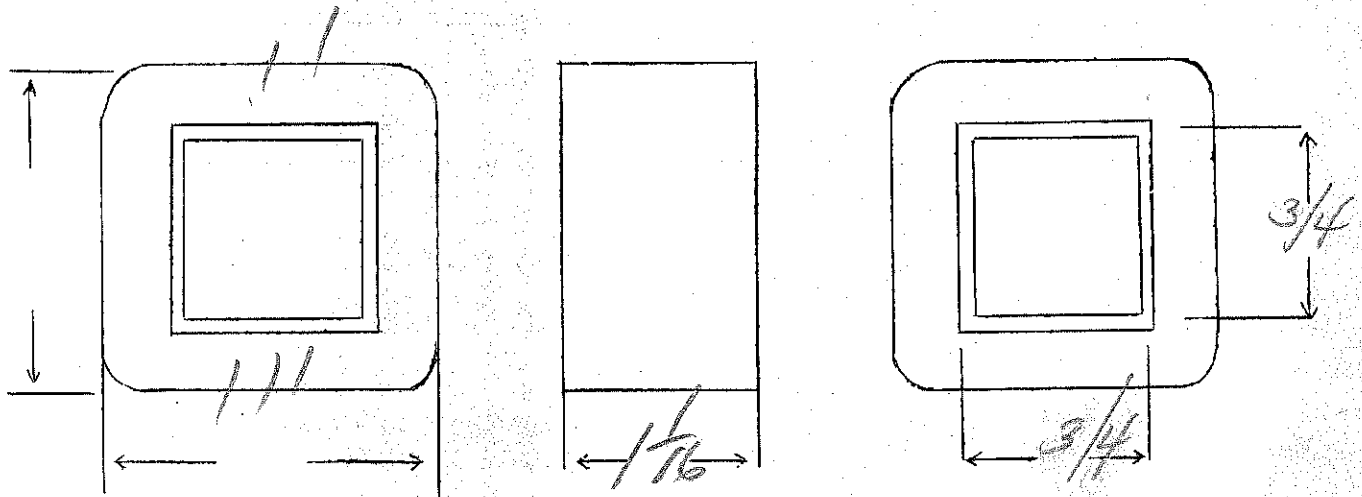
DATE 7/2/38

6 C5 plate to PP666 ABI

P: 1/2 S = 3.65

SPEC. NO. 4518

Winding	P	S				
Turns	4100	2240				
Taps	—	1120				
Wind. Lgth.	7/8	7/8				
Wire Size	#38	#35				
T.P.L.	180-23	125-18				
Kind Term.	Sil Pv					
Term. Lgth.	3"	3"				
Layer Insul.	120# ✓					
Test Volt.						
Wrapper	1L007V0210056A					
TUBE	5L007		IMPREGNATION	varnish		
CORE	29 BA - B - 2x2		PRIMARY V.A.			
MOUNTING	D					



DESIGNED BY

DATE

200 n to 200,000 n

50584
SOUND PRODUCTS CO

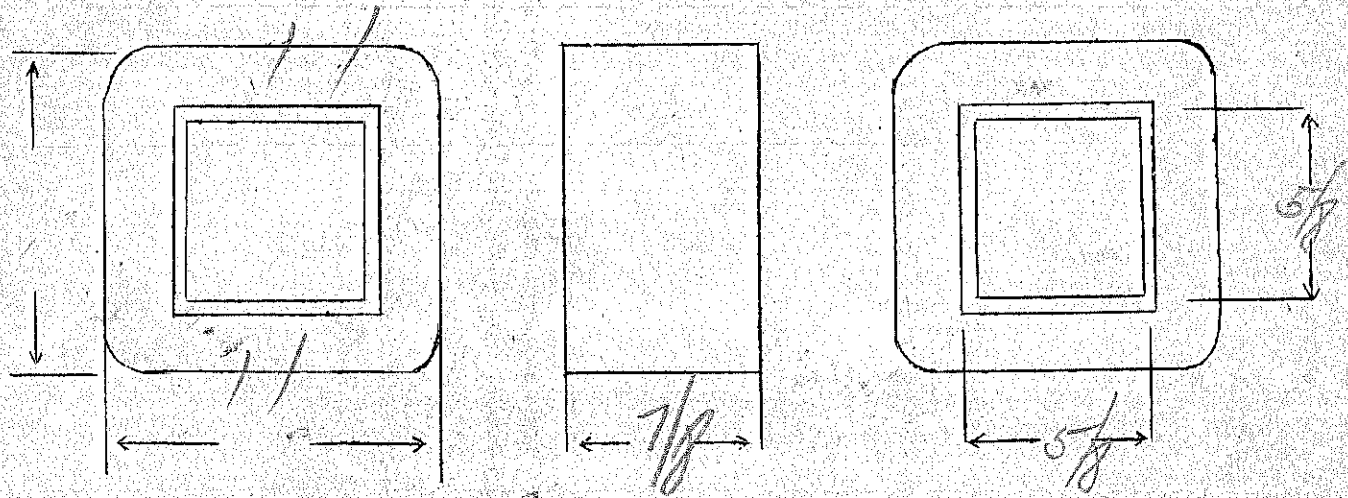
SPEC. NO. 4519

Winding	S	P				
Turns	10,500	350				
Taps	—	—				
Wind. Lgth.	3/4					
Wire Size	#41	#34				
T.P.L.	230-46	97-4				
Kind Term.	500 n					
Term. Lgth.	3"	3"				
Layer Insul.	12#	20#				
Test Volt.						
Wrapper	11003VP	11005SA				

TUBE 4007 IMPREGNATION Wax - heavy

CORE 21 n - B - 2x2 PRIMARY V.A.

MOUNTING D



DESIGNED BY Yan

DATE 7/15/38

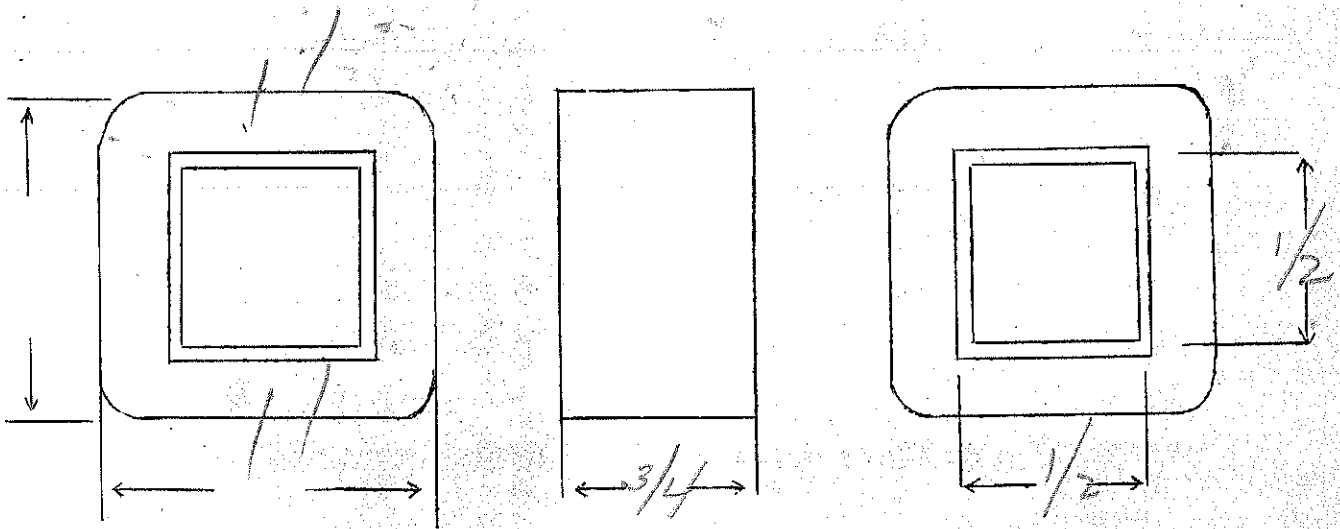
43 to 3 ohm VC

BRADBURN RADIO CO.

Similar to D550

SPEC. NO. 4520

Winding	P	S					
Turns	2000	55					
Taps	-	.					
Wind. Lgth.	5/8	✓					
Wire Size	#37	#22					
T.P.L.	113-18						
Kind Term.	#22 P. Br	W. O - m. leaving					
Term. Lgth.	4"	4"					
Layer Insul.	20#						
Test Volt.							
Wrapper	21005GA	16005GA					
TUBE	5007			IMPREGNATION	Varnish		
CORE	29 M-B-103 gap			PRIMARY V.A.			
MOUNTING	D						



DESIGNED BY *Geo*

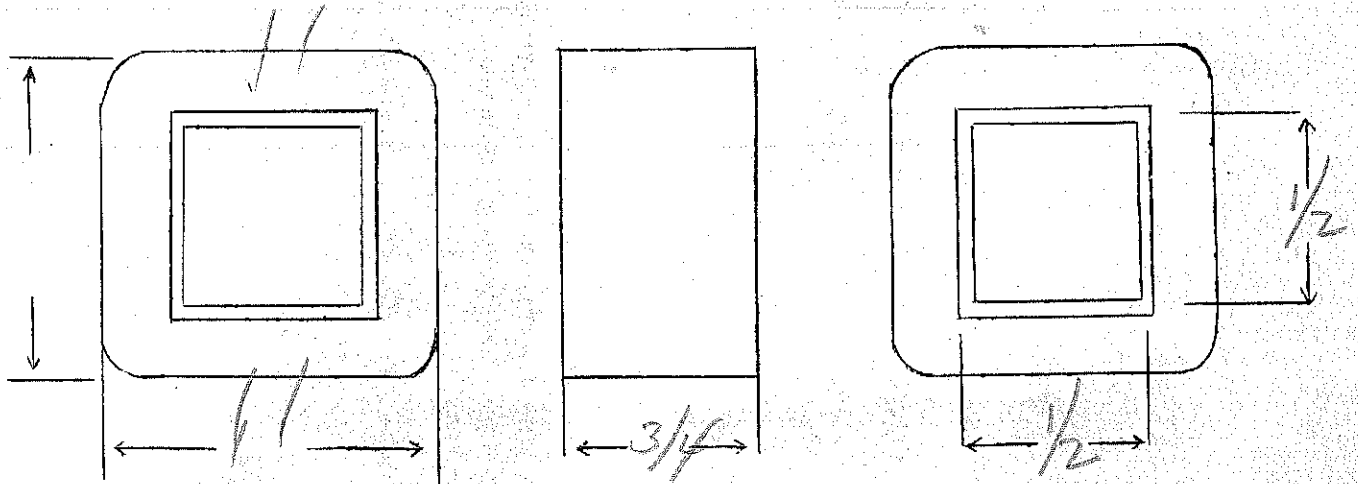
DATE 7/15/38

25L6 to 3 ohms

SPEC. NO. 4521

Winding	P	S				
Turns	1500	53				
Taps						
Wind. Lgth.	5/8	✓				
Wire Size	#36	#22				
T.P.L.	102-15					
Kind Term.	#22 0.032	w.o. no decaying				
Term. Lgth.	4"	4"				
Layer Insul.	20#					
Test Volt.						
Wrapper	21005GA	16005GA				
TUBE	5L007		IMPREGNATION	Varnish		
CORE	24/4-B-.003" gap		PRIMARY V.A.			
MOUNTING	D					

leadon pri
w.o. leadon sec.



DESIGNED BY *GW*

DATE *7/15/38*

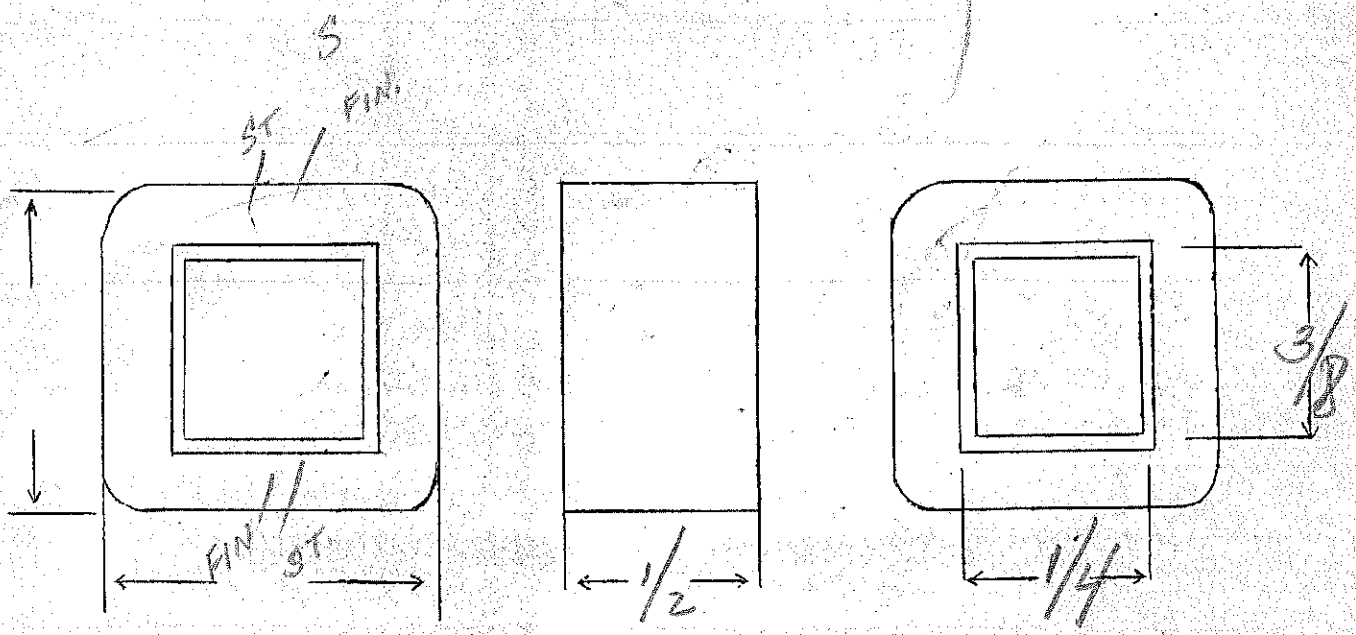
microphone transformer

SPEC. NO. 4522

Winding	¹³⁰¹ SEC	³¹³ PRI				
Turns	4300	108				
Taps	—	—				
Wind. Lgth.	3/8					
Wire Size	#41	#35				
T.P.L.	108-40	55-2				
Kind Term.	Sil Br	#24 #102				
Term. Lgth.	6"	6"				
Layer Insul.	12#	30#				
Test Volt.						
Wrapper	11003VP 40#	11005Kraft				

TUBE	4007	IMPREGNATION	Wax
CORE	29BA - AEM	PRIMARY V.A.	
MOUNTING	—		

laminations to be dipped



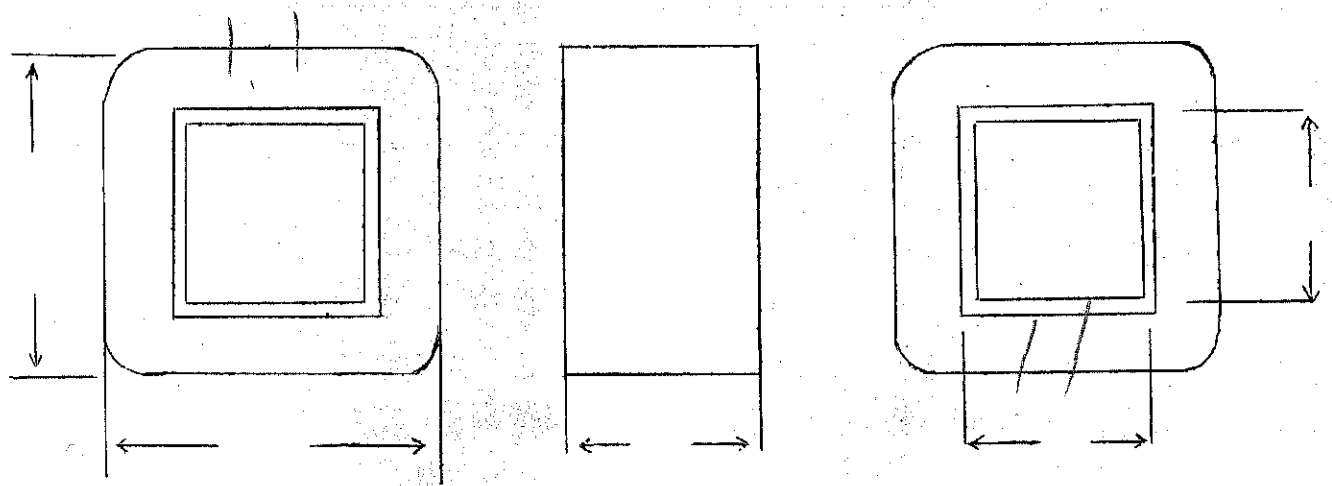
DESIGNED BY *AW*

DATE *7/22/38*

SPEC. NO. 4523

Winding							
Turns	4300		108				
Taps							
Wind. Lgth.							
Wire Size							
T.P.L.	108		36-3				
Kind Term.	Sil Bra.		Paper Bra.				
Term. Lgth.							
Layer Insul.							
Test Volt.							
Wrapper							

TUBE		IMPREGNATION	
CORE		PRIMARY V.A.	
MOUNTING			



DESIGNED BY

DATE

Class B Input

BRADSHAW RADIO

similar to 941

30 to 19-class B

SPEC. NO.

4524

Winding	ϕ	5				
Turns	3840	3080				
Taps	—	1540				
Wind. Lgth.	3/4	3/4				
Wire Size	# 38	# 38				
T.P.L.	154-25	154-20				
Kind Term.	sil pv	✓				
Term. Lgth.	3"	3"				
Layer Insul.	16#	16#				
Test Volt.						
Wrapper	1005VC	21005GA				

TUBE

4407

IMPREGNATION

Varnish

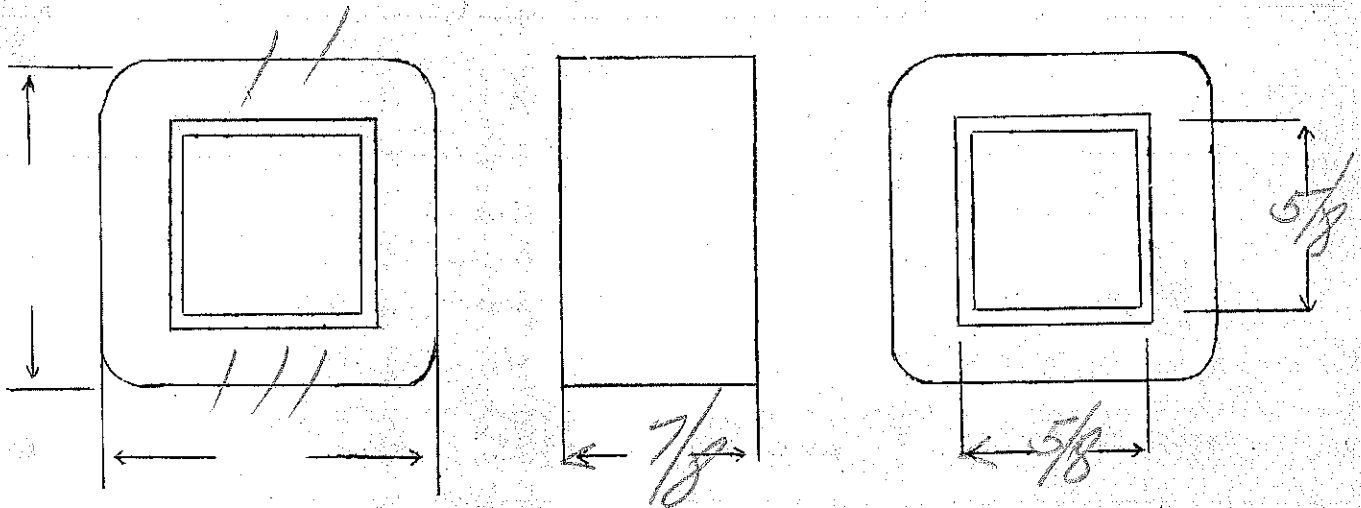
CORE

5/8 x 5/8 - 29-22

PRIMARY V.A.

MOUNTING

D



DESIGNED BY

Geo

DATE

7/15/38

P-8000 R.P.P. - 250 H - 5 ma mat unbalanced

S₁ - 100 RCT

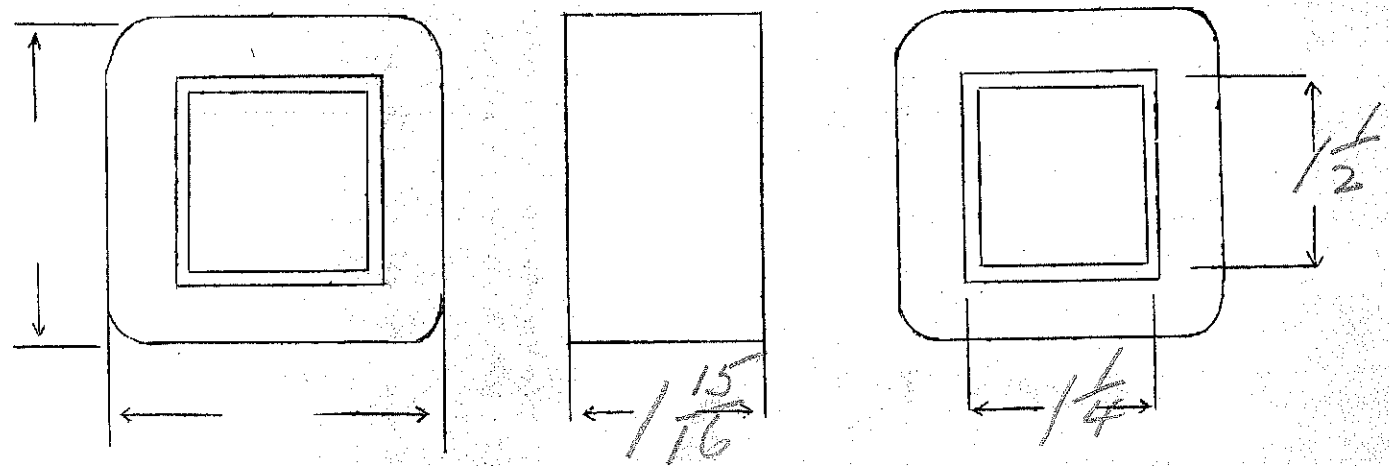
S₂ - 36 RCT top 4/16 off center

SPEC. NO. 4525

Winding	P	S ₁	S ₂				
Turns	4500	500	300				
Taps	2250	250	150 - 200 - 250				
Wind. Lgth.	175						
Wire Size	#32	#25	#24				
T.P.L.	178-26	83.6	75-5				
Kind Term.	#20 AWG		#20 AWG				
Term. Lgth.	911						
Layer Insul.	30 #	50 #	50 #				
Test Volt.							
Wrapper	2100 PVC	1100 PVC	2100 PVC				

TUBE	71007	IMPREGNATION	Varnish
CORE	A annealed - 2x2	PRIMARY V.A.	
MOUNTING	A		

Sec 1 - Red - Blue CT.
 Sec 2 Green -



DESIGNED BY SW DATE 8/1/38

PP 6A5G to 2.2, 22, 500 ohm output

SPEC. NO.

4527

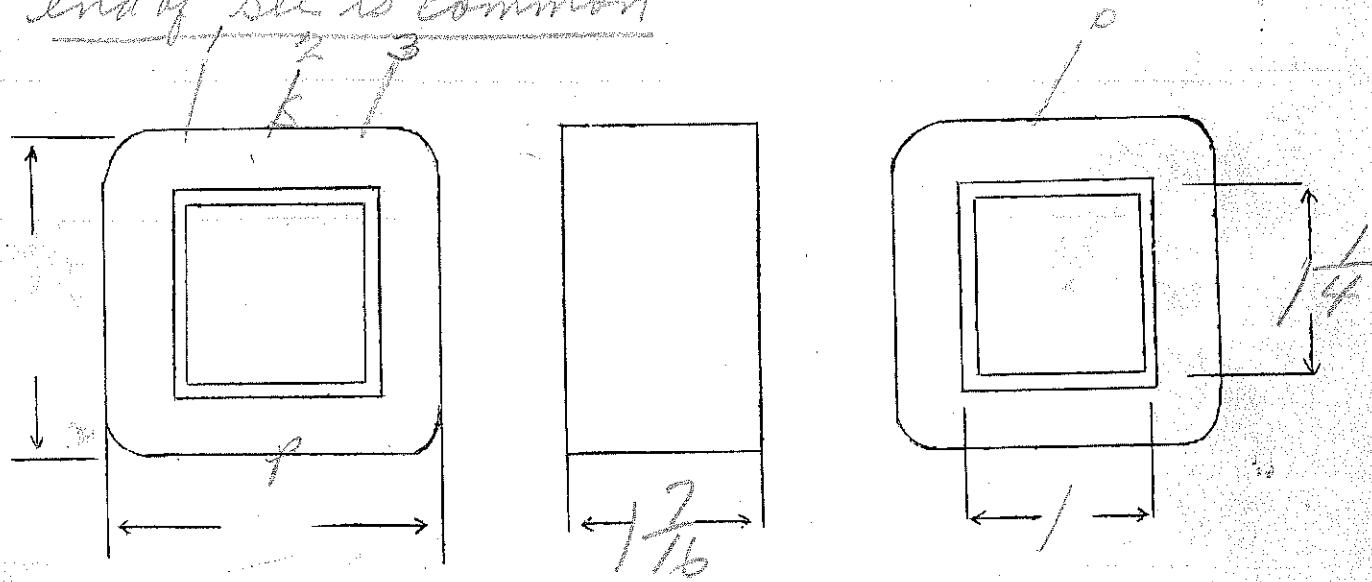
Winding	S_1	P	S_2	S_3			
Turns	506	2000	92	43			
Taps	—	1000	—	—			
Wind. Lgth.	1.25	1.25					
Wire Size	#30	#33	#23	#19			
T.P.L.	105	145-14	2L				
Kind Term.	#20 Pa	B1	W.O.				
Term. Lgth.	9"	9"	9"	9"			
Layer Insul.	30#	30#					
Test Volt.							
Wrapper	11005VC 5L M	14005VC 5L M			21005GA		

133
506
641

TUBE 71007 IMPREGNATION Varnosh
CORE 29M-B-2X2 PRIMARY V.A.
MOUNTING A

when winding sec 2 be sure that the direction of winding is the same as that of sec 1
M.W. - Left
S.W. - Right

end of sec is common



DESIGNED BY *SW*


DATE 7/29/38

6F6 to P.P. 6L6's
 triodes: 1/2 5 - 3:1 50ma
 32 ma

SPEC. NO. 4528

Winding	PRI	SEC					
Turns	3200	2200					
Taps		1100					
Wind. Lgth.	7/8	✓					
Wire Size	#37	#35					
T.P.L.	160-20	125-18					
Kind Term.	20 Bz						
Term. Lgth.	3"	3"					
Layer Insul.	20#	20#					
Test Volt.							
Wrapper	1000V/C	2000V/C					Double.

TUBE	5L007	IMPREGNATION	Varnish
CORE	29 Ba-B - .005" gap	PRIMARY V.A.	
MOUNTING	D - Up downward		



DESIGNED BY ew

DATE 7/29/35

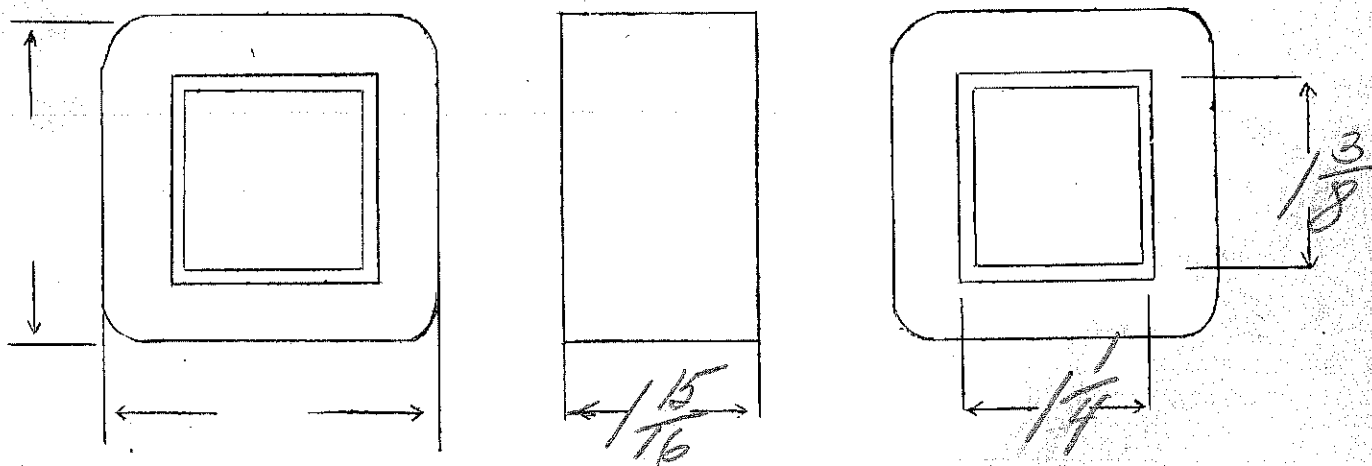
modulation driver transformer

KRAC

500- Ω pri to grids of 4 6umac 50F P.P.Pan

Pri - 35 watts audio $P_{1/2s} = 1:1.5$ SPEC. NO. 4529

Winding	SEC	PRI	SEC				
Turns	1580	1100	1580				
Taps	—	—	—				
Wind. Lgth.	1.75	1.75	1.75				
Wire Size	#29	#26	#29				
T.P.L.	132-12	93-12	132-12				
Kind Term.	#20 P.P.Pan						
Term. Lgth.	9"	9"	9"				
Layer Insul.	40#	—	—				
Test Volt.	31.4V	31.4V					
Wrapper	11007VC	11007VC	210076A				
TUBE	7L007	IMPREGNATION		Varnish			
CORE	29mm-B-2x2			PRIMARY V.A.			
MOUNTING	A						



DESIGNED BY

GW

DATE

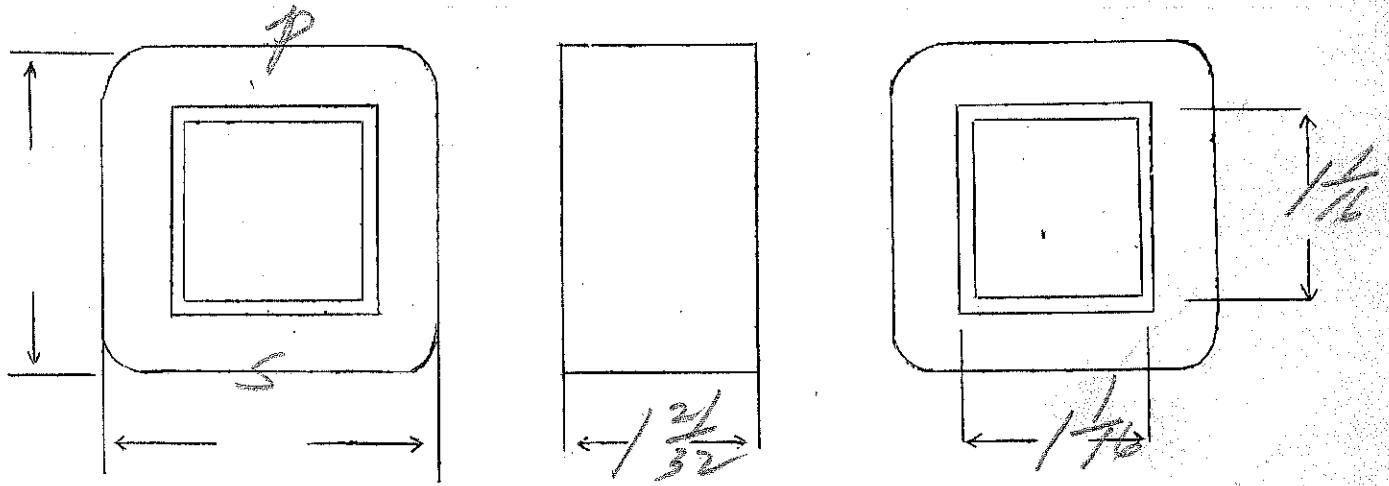
8/5/38

5000 Ω P.P to 5000 Ω sec.

SPEC. NO. 4530

Winding	PRI	SEC				
Turns	2200	2260				
Taps	1100	-				
Wind. Lgth.	13/8	✓				
Wire Size	#33	#29				
T.P.L.	158-14	101-22				
Kind Term.	SEL B					
Term. Lgth.	6"	6"				
Layer Insul.	double 16#					
Test Volt.	3500V					
Wrapper	21007VC	21007VC 211056A				Double
TUBE	71007+11005VC		IMPREGNATION	Varnish		
CORE	24 lbs. .010" gap		PRIMARY V.A.			
MOUNTING	L					

heavy finishing



DESIGNED BY *SW*

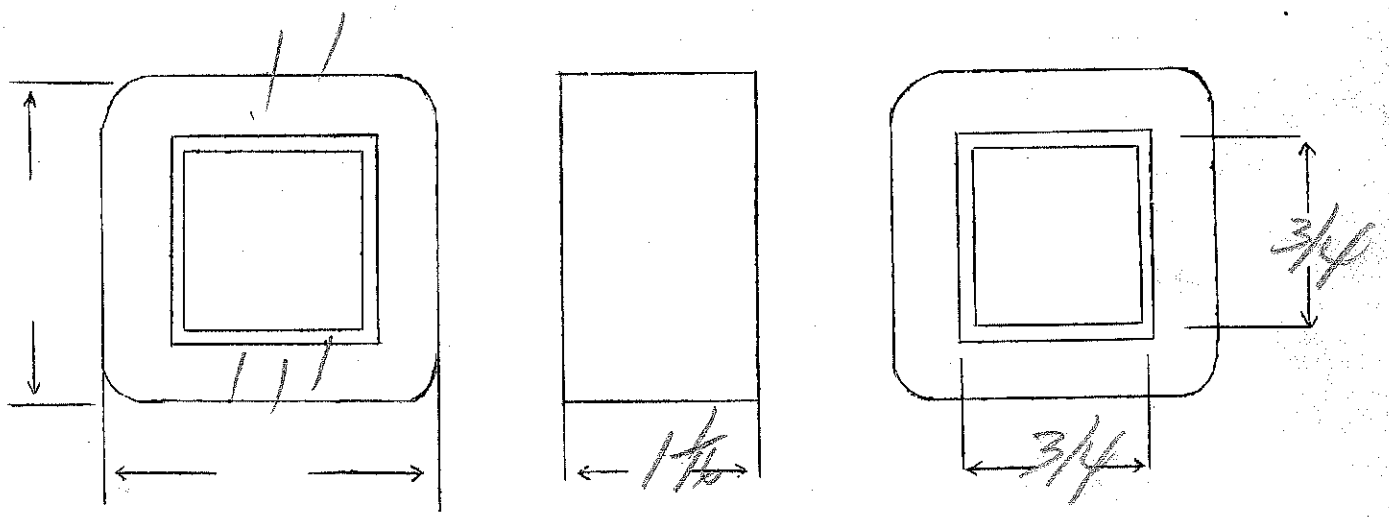
DATE *8/3/38*

Input 605 - 700
 P: 1/2 S - 55

SPEC. NO. 4531

Winding	ϕ	S					
Turns	4500	1700					
Taps		850					
Wind. Lgth.	2/8						
Wire Size	#38	#34					
T.P.L.	182-25	110-16					
Kind Term.	5/16						
Term. Lgth.	3"						
Layer Insul.	20#	20#					
Test Volt.							
Wrapper	110054 4L	20056A					

TUBE 52007 | IMPREGNATION Wax heavy
 CORE 24 M-B | PRIMARY V.A.
 MOUNTING D



DESIGNED BY JW DATE 8/2/38

DP. 6FL to PPR 6L6 - split plate
 extra pi - 200 Ω

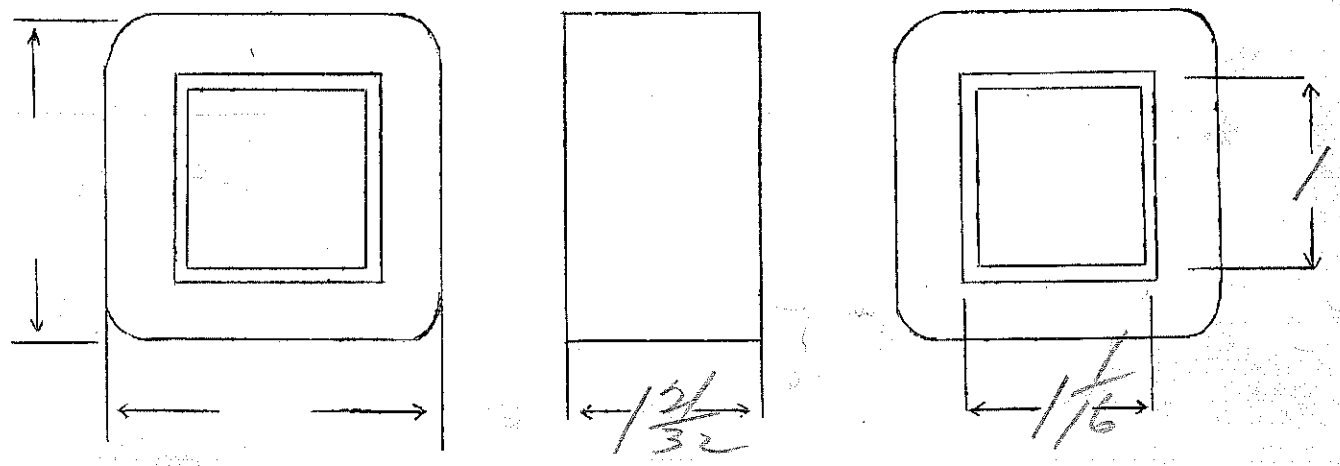
SPEC. NO. 4532

Winding	P ₁	S ₁	S ₂				
Turns	4200	1700	590				
Taps	2100	850					
Wind. Lgth.	1 ¹⁵ / ₃₂						
Wire Size	#35	#30	#28				
T.P.L.	215-20	122-14	99-6				
Kind Term.	#20 Pwr	✓	✓				
Term. Lgth.	9"	9"	9"				
Layer Insul.	20 #	30 #	50 #				
Test Volt.							
Wrapper	46 ²⁰ / _{105V}	46 ²⁰ / _{105V}	2005GA				

TUBE | 5L007 | IMPREGNATION | Varnish
 CORE | 29P₁ - B - 2X2 | PRIMARY V.A. |
 MOUNTING A

S₁ - Red-Blue-Blue-Red
 S₂ - Brown

172 - S₂
 175 - S₁
 435 - P



DESIGNED BY JW

DATE 8/10/38

Class B output 19, 79, 53, to 3500 or 5000 Ohms

(70ma in Pri)
140ma in Sec

Handwritten initials/signature

SPEC. NO. 4583

60V

Winding	PRI	SEC				
Turns	2600 ✓	1850 ✓				
Taps	1300	1540				
Wind. Lgth.	1"	1"				
Wire Size	#55	#52				
T. P. L.	145-18	104-18				
Finish	89%	89%				
Type Lead	#20 Pr. Br.					
Lead Lgth.	9"	9"				
Layer Insul.	20#	20#				
Test Volt.		2500 V. ✓				
Wrapper	1L.007VC	5L.005GA			Double	

TUBE	5L.007	IMPREGNATION	VARNISH
------	--------	--------------	---------

CORE	7/8 x 7/8	GA.	24	GRADE	STACK .005 gap
------	-----------	-----	----	-------	----------------

MOUNTING AA - Leads

Use extra 1L.010VC under saddle in finishing

Sec - 0-Red

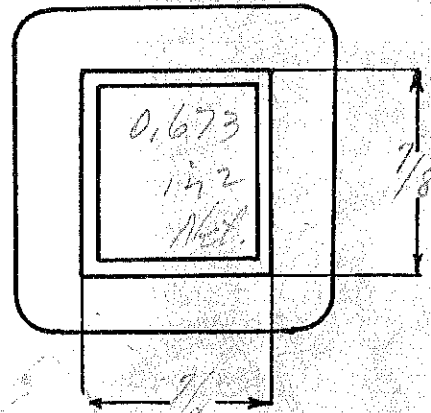
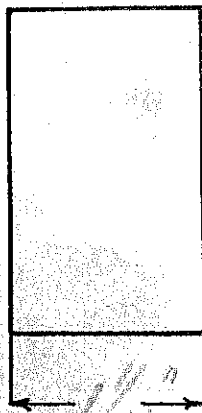
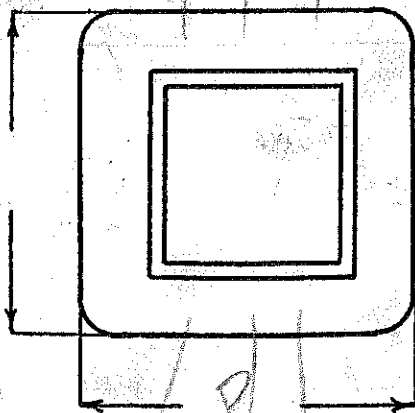
3500-Blue

5000-Brown

Wire Net = 0.322" (0.251")

Cu = 450-450 TPV = 8.0 (376V) 10Watt

Fc = 69.7 @ 60m.



DESIGNED BY CW

Handwritten initials CW

8/4/38

ATE

8.70 net

Sec

PVI

Black F

F 1850T

10,000w

CT White

Blue

T 1540T

3500w

5000w

Black S




S Red

$$T = 2600 - 1850 - 1540$$

$$T_R = 1.688 - 1.2 - 1$$

$$Z_R = 2.85 - 1.44 - 1$$

$$Z = 10,000 - 5040 - 3500$$



Class B Input

30, 19, to 19 - Class B"

SPEC. NO. 4534

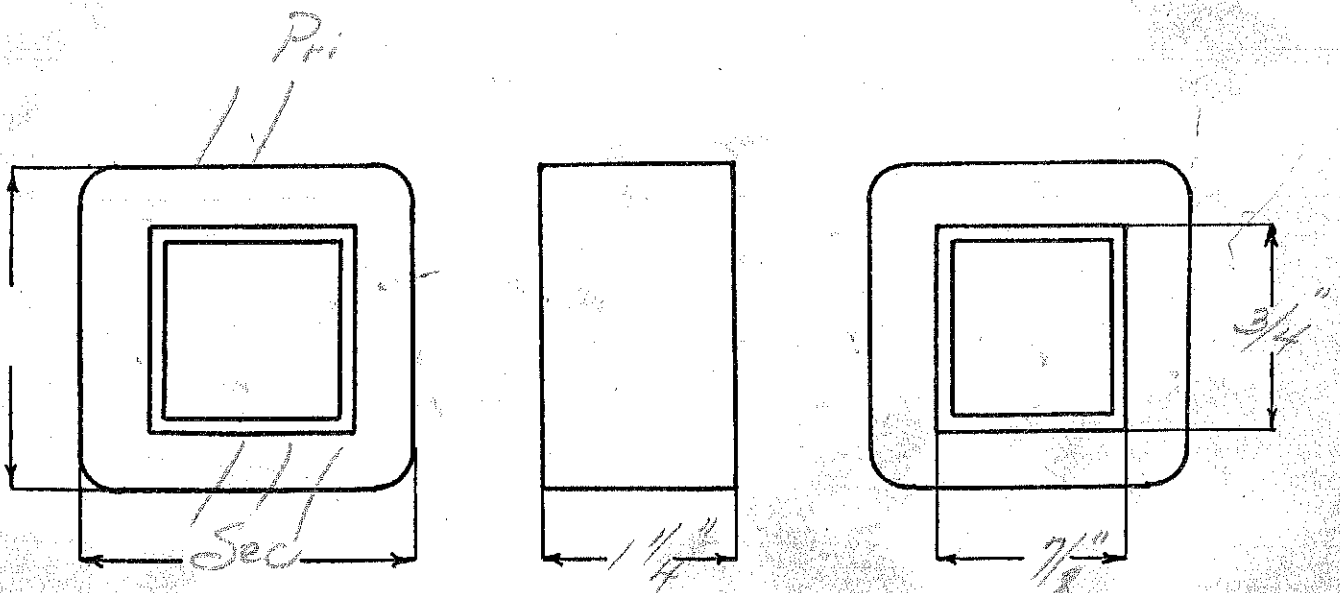
Winding	Pri	Sec.				
Turns	4000	3200				
Taps	-	1600				
Wind. Lgth.	1"	1"				
Wire Size	#37	#37				
T. P. L.	183-22	183-18				
Finish						
Type Lead	#20 P.B.W.					
Lead Lgth.	9"	9"				
Layer Insul.	20 [#]	20 [#]				
Test Volt.	1250i					
Wrapper	4L 6L 005 VC	7L 005 GA.				

TUBE	5L 007 K	IMPREGNATION	Double Varnish
------	----------	--------------	----------------

CORE	7/8" x 3/4" GA. 29	GRADE	B	STACK	2 x 2
------	--------------------	-------	---	-------	-------

MOUNTING Double A

Heavy Finishing



DESIGNED BY G.N. copy

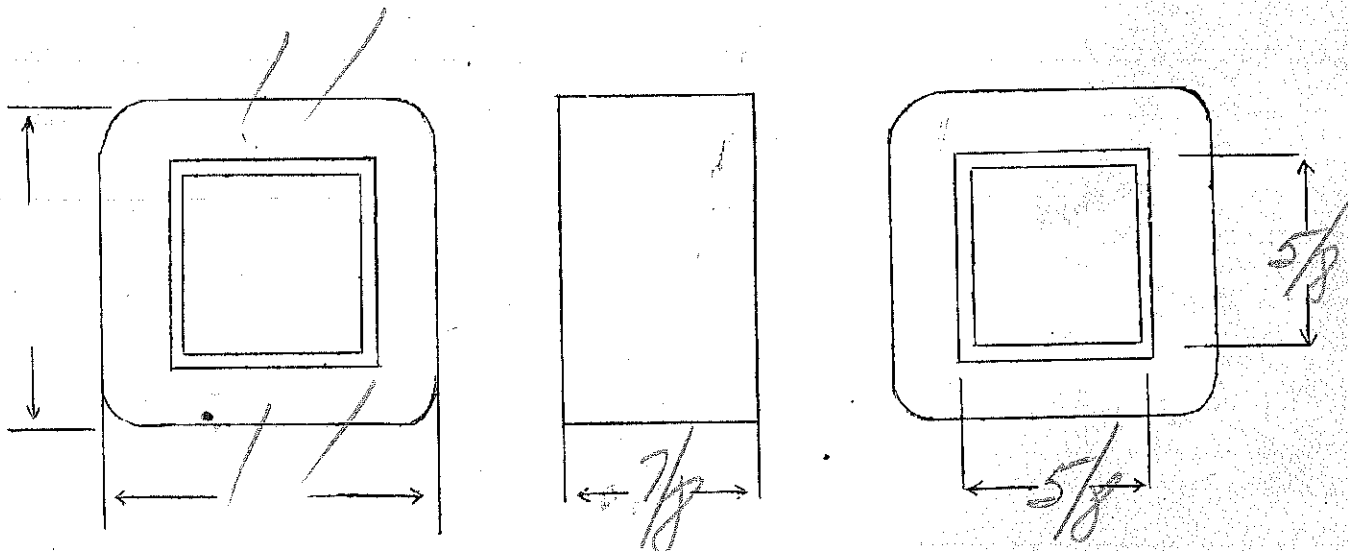
DATE 8/4/36 4/5/40

500 Ω to 4 Ω VC

SPEC. NO.

4535

Winding	PRI	SEC				
Turns	675	60				
Taps						
Wind. Lgth.	3/4					
Wire Size	#31	#21				
T.P.L.	70-10	3L				
Kind Term.	Silb	W.O.				
Term. Lgth.	3"	3"				
Layer Insul.	30#					
Test Volt.						
Wrapper	2005 GA	1005 GA				
TUBE	52007		IMPREGNATION		Parmuch	
CORE	29 M-C-2X2		PRIMARY V.A.			
MOUNTING	D					




6V6 to 7 rvc
5000Ω

117010-100

SPEC. NO. 4536

Winding	PRI	SEC					
Turns	2300	78					
Taps							
Wind. Lgth.	5/8	5/8					
Wire Size	#37	#24					
T.P.L.	15-20	26-3					
Kind Term.	S.P.M.	W.O.					
Term. Lgth.	3'	3'					
Layer Insul.	20 #	50 #					
Test Volt.							
Wrapper	10056A	10056A					
TUBE	41007			IMPREGNATION	Varnish		
CORE	1/2 - 005' gap			PRIMARY V.A.			
MOUNTING	D						



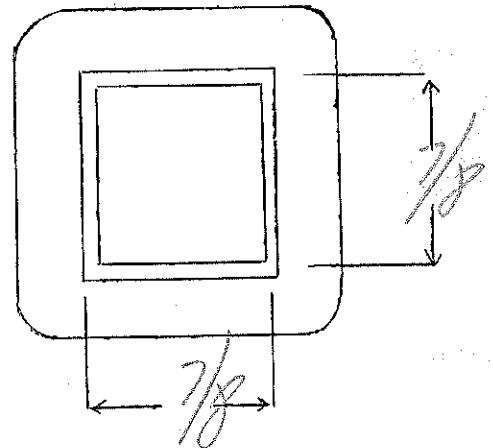

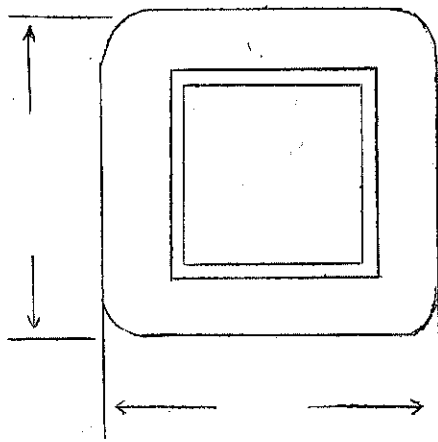
DESIGNED BY *gwr*

DATE 8/8/38

50 Ω to 200,000

SPEC. NO. 4537

Winding	SEC	PR1				
Turns	17,500	250				
Taps						
Wind. Lgth.	1 1/16	1 1/16				
Wire Size	#41	#27				
T.P.L.	314-56	64-4				
Kind Term.	#20 PM 13					
Term. Lgth.	9"	9"				
Layer Insul.	12#	40#				
Test Volt.						
Wrapper	3200V 10005VP	20005CA				
TUBE	76007		IMPREGNATION	way-heavy		
CORE	29 gm - B - 2x2		PRIMARY V.A.			
MOUNTING	A					



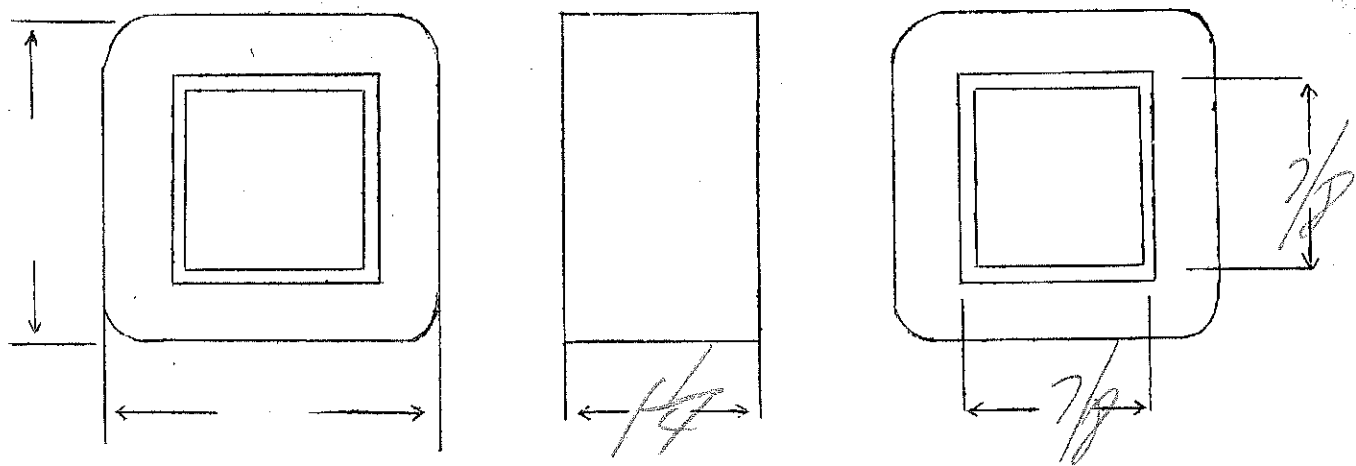
DESIGNED BY *gwr*

DATE *8/16/38*

10000 Ω to 10,000 Ω

SPEC. NO. 4538

Winding	PR1	SEC				
Turns	2500	2500				
Taps	1250	-				
Wind. Lgth.	1 1/16	1 1/16				
Wire Size	#35	#33				
T.P.L.	157-16	125-20				
Kind Term.	#20 Parikh					
Term. Lgth.	9"	9"				
Layer Insul.	20#	20#				
Test Volt.						
Wrapper	16007VC	360056A				
TUBE	5L007		IMPREGNATION	Varnish		
CORE	29 Ga - B - .005" gap		PRIMARY V.A.			
MOUNTING	A					



DESIGNED BY SW

DATE 8/16/38

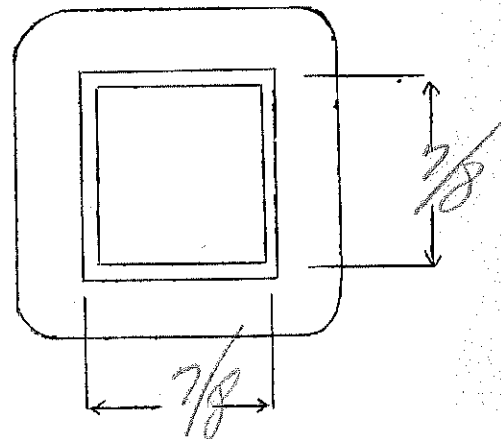

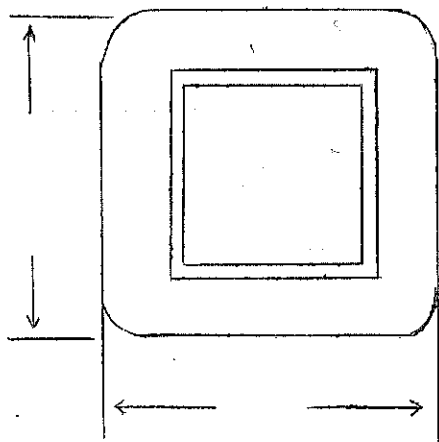
Input transf

Parallel 25L6 class A to PPpar 25L6 - *tapped*
 SPEC. NO. 4539

Winding	PR1	SEC					
Turns	1500	3000					
Taps	\pm	500	1000	1500	2000	2500	
Wind. Lgth.	$1\frac{1}{16}$						
Wire Size	#33	#33					
T.P.L.	125-12	125-24					
Kind Term.	#20 P Braid						
Term. Lgth.	9"	9"					
Layer Insul.	30#	30#					
Test Volt.							
Wrapper	1007VC	2005C					

TUBE	5007	IMPREGNATION	Varnish
CORE	29 ga - B - .005" gap	PRIMARY V.A.	
MOUNTING	A		

- Red
- White
- Brown
- Blue
- Brown
- White
- Red



DESIGNED BY

gwr

DATE

8/16/38


modulation transformer
 Pri 1333 Ω or 666 Ω CT

Sec - 200 - 156 - 115 - 85 Ω - 9 amp SPEC. NO. 4540

Winding	PRI		SEC			
Turns	1200		460			
Taps	1070-600-180		290-348-406			
Wind. Lgth.	1.75		1.75			
Wire Size	#26		#22			
T.P.L.	90-14		58-			
Kind Term.	#20 PBR		#20 PBR			
Term. Lgth.	9"		9"			
Layer Insul.	50#		50#			
Test Volt.						
Wrapper		26 $\frac{1}{2}$ " 14007UC	2007GA			

TUBE	7L007	IMPREGNATION	Varnish
CORE	24 $\frac{1}{8}$ " - .010" gap	PRIMARY V.A.	
MOUNTING	A		

- Black - Pri
- Brown - Sec
- White - e - Red
- Brown - 85 Ω - Blue
- Black - 115 Ω - Yellow
- Brown - 156 Ω - Green
- Black - 200 Ω - Greentracer



DESIGNED BY *gsw*

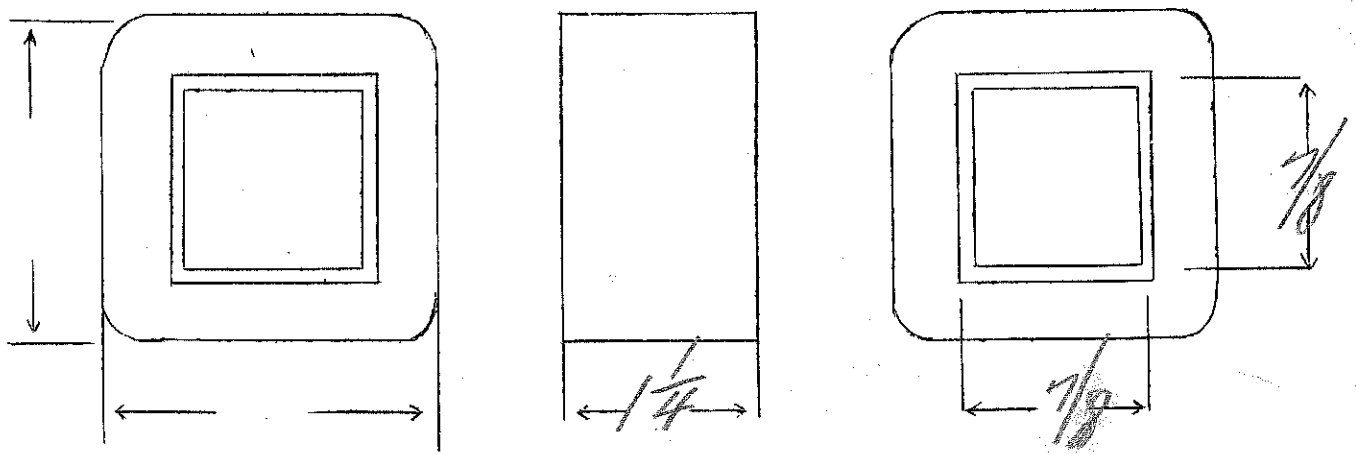
DATE *8/16/38*

605-6N7 P: 1/2 5 - 4.0

FRANK HERRNFELD

SPEC. NO. 4541

Winding	SEC	PRI	SEC				
Turns	1400	5600	1400				
Taps	-	-	-				
Wind. Lgth.	1 1/16	✓	✓				
Wire Size	36	#36	#36				
T.P.L.	175-8	175-32	175-8				
Kind Term.	#20 Par In						
Term. Lgth.	9"	✓	✓				
Layer Insul.	20 #						
Test Volt.							
Wrapper	1005VC 4L PP	1005VC 4L PP	1005GA				
TUBE	51007			IMPREGNATION	varnish		
CORE	29 1/2" B-212			PRIMARY V.A.			
MOUNTING	A						



DESIGNED BY *SW*

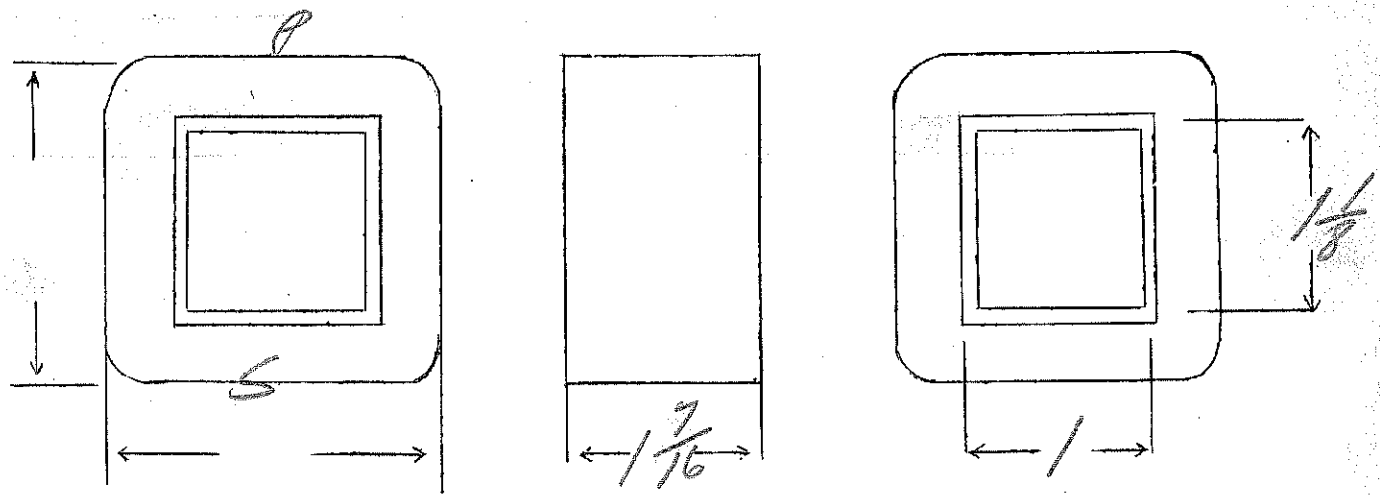
DATE 8/17/38

6N7 - 5000 . 3500 Ω - 125V_{max}

SPEC. NO. 4542

Winding	PRI	SEC	PRI				
Turns	1630	2300	1630				
Taps		1950					
Wind. Lgth.	1.25						
Wire Size	#35	#31	#35				
T.P.L.	182-9	116-20	182-9				
Kind Term.		# 20 P ₁ B ₂					
Term. Lgth.	9"	9"	9"				
Layer Insul.	20#	30#	20#				
Test Volt.							
Wrapper	21005V	21005V	21005GA				
TUBE	5L007			IMPREGNATION	varnish		
CORE	29-B-005" gap			PRIMARY V.A.			
MOUNTING	A						

2 - Red
 3500 - Blue
 5000 - Brown



DESIGNED BY *Law*

DATE 8/17/38

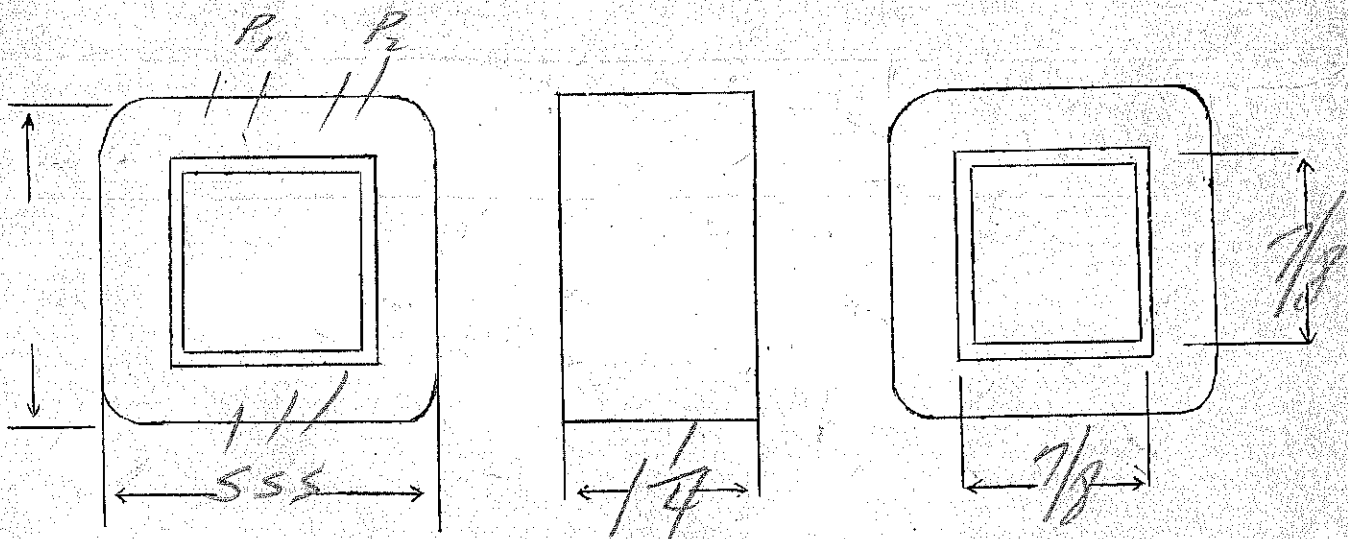
200/50 ~ to 800,000 Hz

SPEC. NO. 4544

INPUT TRANSFORMER

Winding	SEC	P ₁	P ₂				
Turns	21000	220	220				
Taps	10500						
Wind. Lgth.	1 1/6						
Wire Size	#41	#32	#32				
T.P.L.	320-66	110-2	110-2				
Kind Term.		50 PR					
Term. Lgth.	3"	3"	3"				
Layer Insul.	12#	30#	30#				
Test Volt.							
Wrapper	1100 3VP 41 PR	1100 5VC	2100 56A				

TUBE	71007	IMPREGNATION	Wax
CORE	29-B-B-2x2	PRIMARY V.A.	
MOUNTING	D		



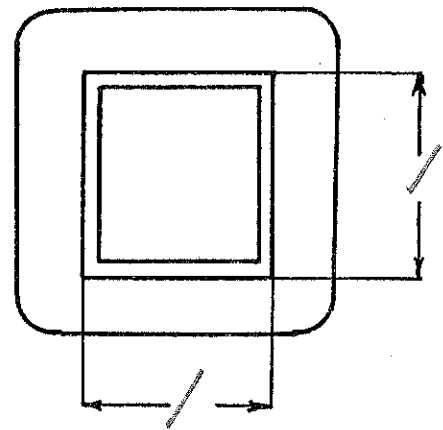

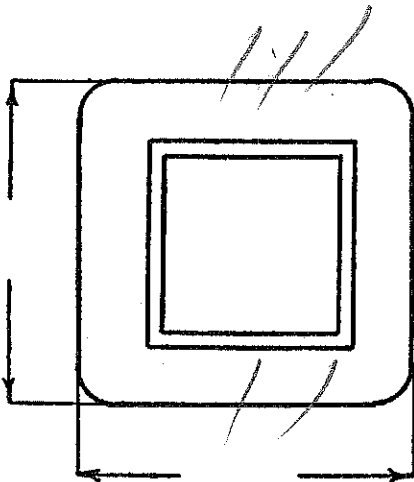
SIGNED BY *Jew*

DATE 8/20/38

P.P. 42 pentode (10,000) to 2500Ω - 19 watt

SPEC. NO. 4545

Winding	PRI	SEC				
Turns	3800	1850				
Taps	1900					
Wind. Lgth.	1.25					
Wire Size	#34	#31				
T. P. L.	160-24	117-16				
Finish						
Type Lead	Sil Br					
Lead Lgth.	3"	3"				
Layer Insul.	20#	20#				
Test Volt.						
Wrapper	11007K	210050A				
TUBE	6L007		IMPREGNATION	Varnish		
CORE		GA. 29	GRADE	Audub	STACK	2X2
MOUNTING	F					



DESIGNED BY

Law

DATE

8/20/39

FP6L6 (6600 Ohms) - 25 watt
to 4, 8, 250, 500 ohm

SPEC. NO. 4546

Winding	SEC ₁	PRI	SEC ₂			
Turns	615	2200	76	Black		
Taps	178	1100	55	Blue		
Wind. Lgth.	1-15/32		0	White		
Wire Size	#27	#30	#19			
T. P. L.	88-7	123-18	3L			
Finish						
Type Lead	#20 P.B.R.	#20 P.B.R.	W. O.			
Lead Lgth.	9"	9"	9"			
Layer Insul.	50#	30#				
Test Volt.						
Wrapper	1L.007VC 3L 01	2L.005CA	2L.005CA			

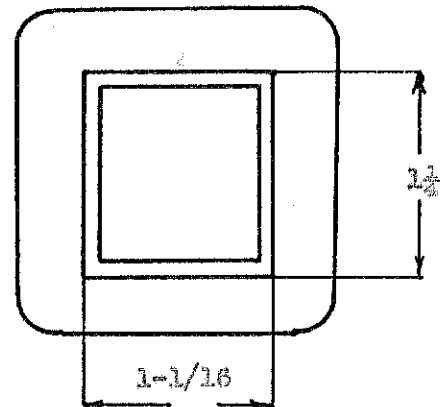

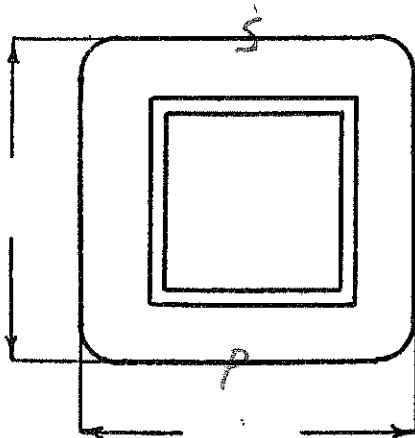
TUBE	7L.007	IMPREGNATION	VARNISH
------	--------	--------------	---------

CORE	GA. 20	GRADE B	STACK 2 x 2
------	--------	---------	-------------

MOUNTING A

End of Sec. is common

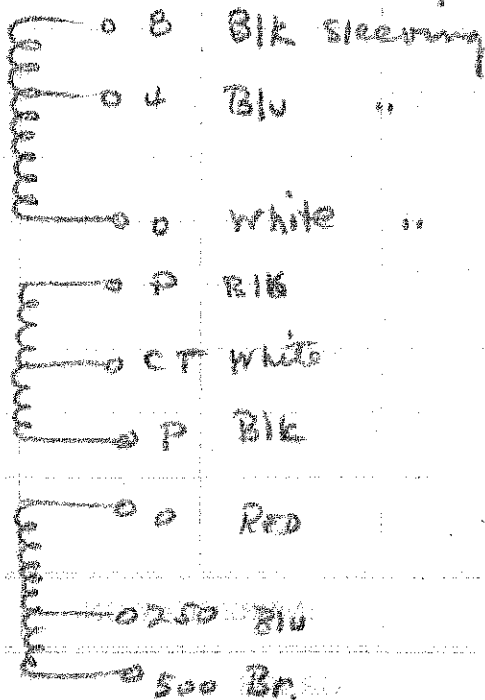
OVER






DESIGNED BY GW

DATE 9/16/38

1.50



End of Sec. is common



modulation transp - 6-2526 paper to sec
 P. 450 Ω 27

S - 175-200-225-250 Ω

SPEC. NO. 4547

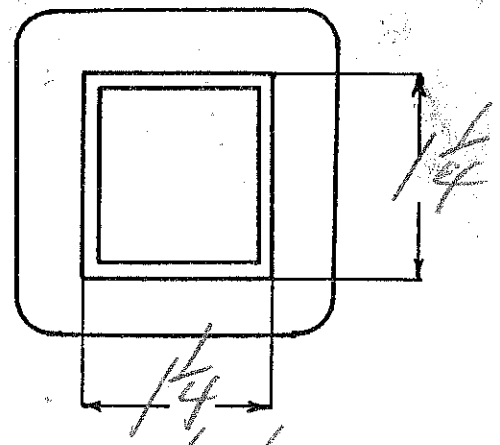

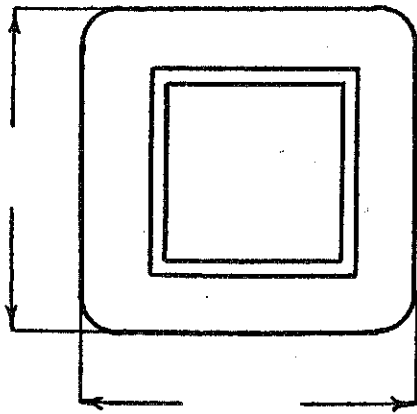
Winding	PRI	SEC				
Turns	800	600				
Taps	400	480-520-560				
Wind. Lgth.	1.75					
Wire Size	#25	#22				
T. P. L.	81-10	60-10				
Finish						
Type Lead	#20 mm	#20 mm				
Lead Lgth.	91					
Layer Insul.	50#	50#				
Test Volt.						
Wrapper	31005VC	31005SA				

TUBE 72007 IMPREGNATION Varnish

CORE GA. 24 GRADE R STACK .010' 3000

MOUNTING A

Sec. color-coded
 175 - Blue
 200 - Yellow
 225 - Green
 250 - Brown



DESIGNED BY YW

DATE 8/22/38

PP T240 (6800 Ω P-P) to
 sec - 4000 Ω - 275 ms

- 175 watts aishis

SPEC. NO. 4548

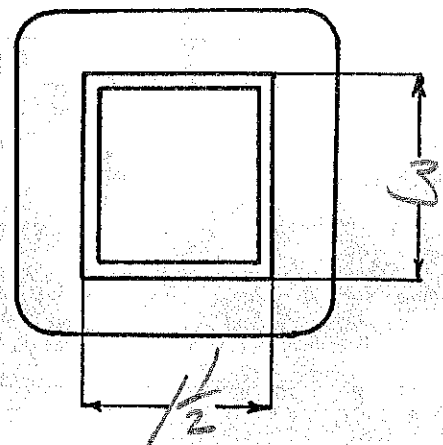
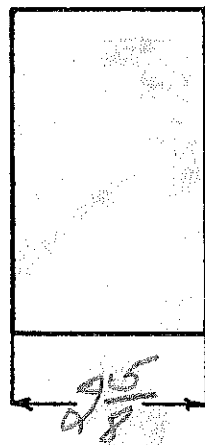
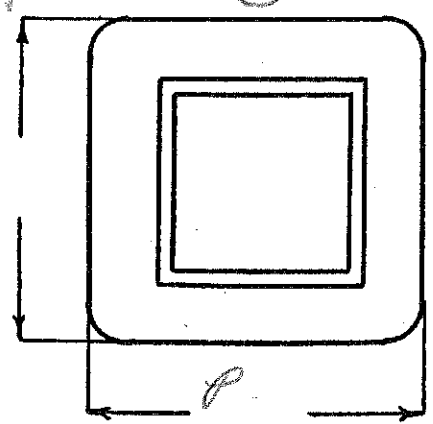

Winding	SEC	DR1	SEC			
Turns	750	1900	750	(high)		
Taps		950	660	(low)		
Wind. Lgth.	2"	2"	2"			
Wire Size	#25	#27	#25			
T. P. L.	94-8	120-16	94-			
Finish	WIRE ONLT					
Type Lead	1					
Lead Lgth.						
Layer Insul.	double 30#	✓	✓			
Test Volt.						
Wrapper	4L007VC 2L007	4L007VC 2L007	4L007VC 2L005GA			

TUBE 10L007 + 2L007VC IMPREGNATION Varnish Laminated

CORE GA. 24 GRADE 11 STACK gap .020"

MOUNTING J

high's
 low's
 P
 CT
 S



DESIGNED BY law

DATE 8/31/38

500 Ω to grid

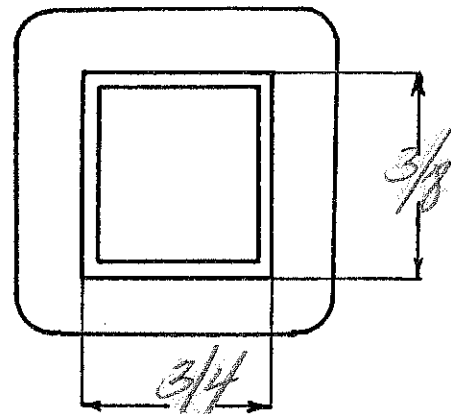

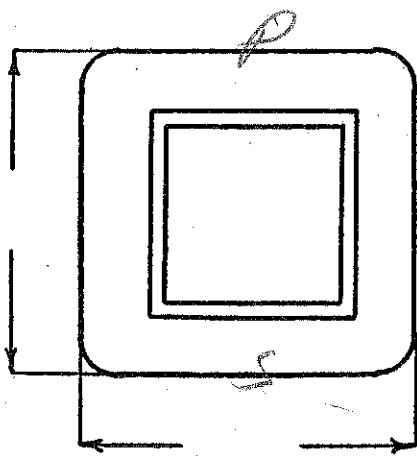
SPEC. NO. 4550

Winding	P	S.				
Turns	560	8000				
Taps	—	—				
Wind. Lgth.	7/8					
Wire Size	#30	#41				
T. P. L.	70-8	210-40				
Finish						
Type Lead	Sil. Br.					
Lead Lgth.	6"	6"				
Layer Insul.	20#	12#				
Test Volt.						
Wrapper	46# 2003VP	100055A				

TUBE 52007 IMPREGNATION way

CORE GA. 29 GRADE mu-met STACK 1x1

MOUNTING HA — wrap in copper sheet



DESIGNED BY gw

DATE 9/2/38

500 Ω to 15 Ω - 20 watts

30 - 10,000 Ω
continuous

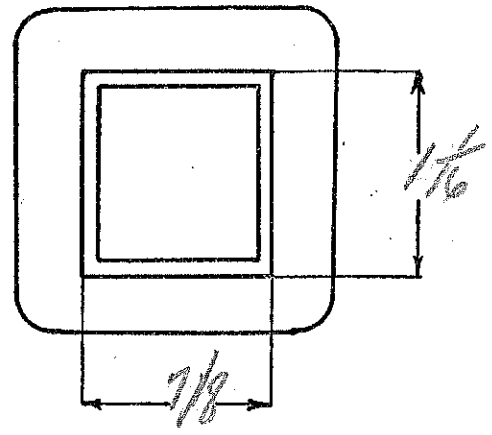

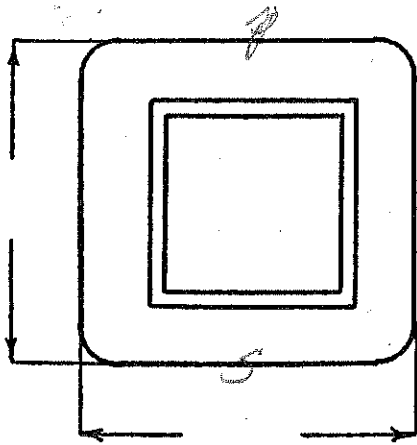
SPEC. NO. 4551

Winding	PRI [✓]	SEC	PRI			
Turns	375	128	375			
Taps						
Wind. Lgth.	1 ¹ / ₁₆					
Wire Size	#27	#21	#27			
T. P. L.	63-6	32-4	63-5			
Finish						
Type Lead	#20 Par Braid					
Lead Lgth.	9" ✓	✓	✓			
Layer Insul.	30#	50#	30#			
Test Volt.						
Wrapper	1005VC	1005VC	2005EA			

TUBE 56007 IMPREGNATION Varnish

CORE GA. 29 GRADE A STACK 2x2

MOUNTING A



DESIGNED BY *SW*

DATE 2/7/39

605-00666

$\frac{7}{2} = 3.5$

SPEC. NO. 4552

Winding	SEC	PRI	SEC			
Turns	1180	4250	1180			
Taps	-	-	-			
Wind. Lgth.	1 1/6					
Wire Size	#36	#36	#36			
T. P. L.	170-7	170-25	170-7			
Finish						
Type Lead						
Lead Lgth.						
Layer Insul.	20#	20#	✓			
Test Volt.						
Wrapper	11003VP 7L BR	11003VP 7L BR	21005BA			

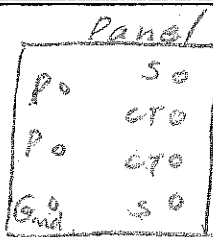
TUBE	71007	IMPREGNATION	wax
------	-------	--------------	-----

CORE	GA. 29	GRADE	A	STACK	1X1
------	--------	-------	---	-------	-----

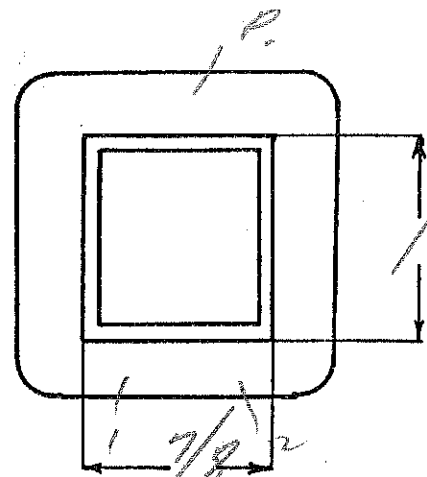

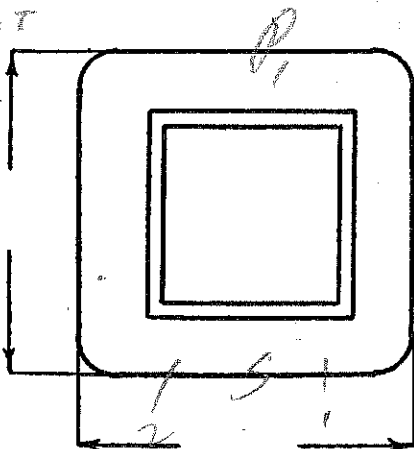
MOUNTING HA - copper shield around transformer

5
 CT
 P
 P
 P
 CT
 5

all leads out.



to ground



DESIGNED BY

gwr

DATE

9/2/38

PP6L6- 2-400 ohm

Continuous

SPEC. NO. 4553

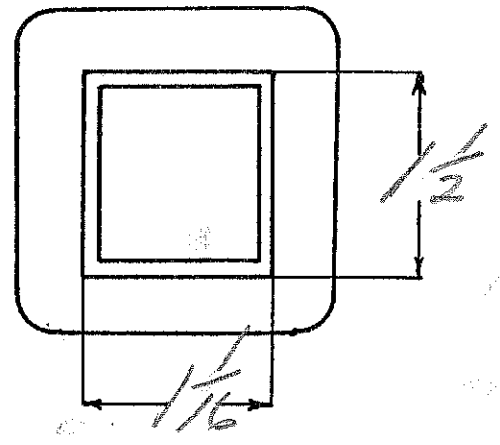

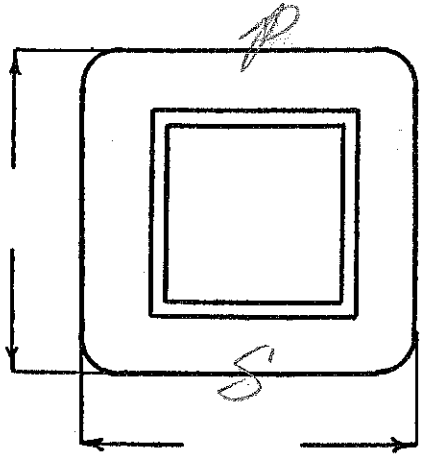
Winding	PRI	S ₁	S ₂	PRI		
Turns	1090	380	380	1090		
Taps						
Wind. Lgth.	1 ¹⁵ / ₃₂					
Wire Size	#29	#28	#28	#29		
T. P. L.	109-10	97-4	97-4	109-10		
Finish	#20	Per Brand				
Type Lead						
Lead Lgth.	9"	9"	9"	9"		
Layer Insul.	40#			40#		
Test Volt.						
Wrapper	1L007VC	1L007VC	1L007VC	2L005SA		

TUBE	7L007	IMPREGNATION	Varnish
------	-------	--------------	---------

CORE	GA. 29	GRADE	A	STACK	2x2
------	--------	-------	---	-------	-----

MOUNTING A

Primary Black + White
 1-400Ω - Red
 1-400Ω - Blue



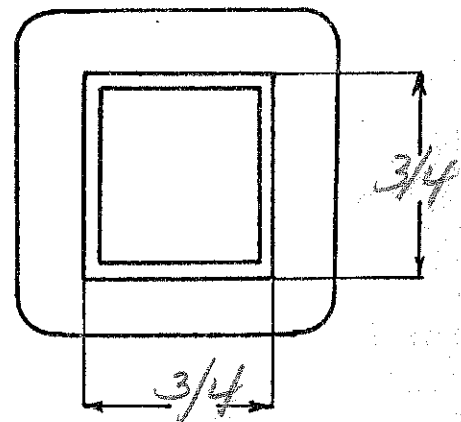

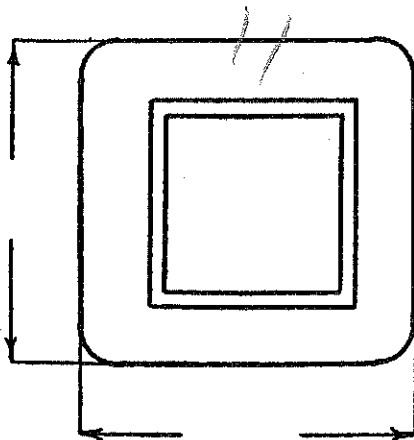
DESIGNED BY *Geo.*

DATE 9/2/38

210 wh

SPEC. NO. 4554

Winding							
Turns	780						
Taps							
Wind. Lgth.	7/8						
Wire Size	#27						
T. P. L.	42-15						
Finish							
Type Lead	W.O.						
Lead Lgth.	3"						
Layer Insul.	30#						
Test Volt.							
Wrapper	210056A						
TUBE	41007			IMPREGNATION		varnish	
CORE		GA. 24		GRADE A		STACK .005" gap	
MOUNTING	D - Insulate bracket with .010" or more						



DESIGNED BY *Geo*

DATE 9/26/39

SPEC. NO. 4535

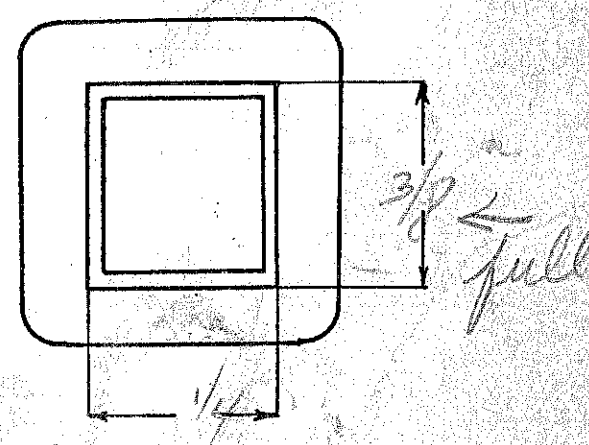

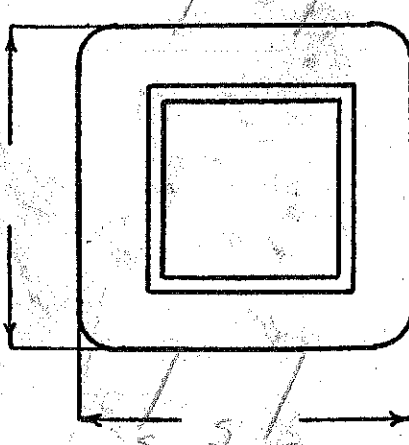
Winding	P	S				
Turns	108	4300				
Taps						
Wind. Lgth.	3/8					
Wire Size	#35	#41				
T. P. L.	55-2	108-40				
Finish	1					
Type Lead	#24 P/W	sil Br				
Lead Lgth.	6'	6'				
Layer Insul.	20#	10#				
Test Volt.						
Wrapper	42# 110031P	110051P				

TUBE	4007	IMPREGNATION	Wash
------	------	--------------	------

CORE	GA. 29	GRADE	Ally. Muntion	STACK	1x1
------	--------	-------	---------------	-------	-----

MOUNTING *m*

*Lamination to be stamped
Stamp Number on laminations*



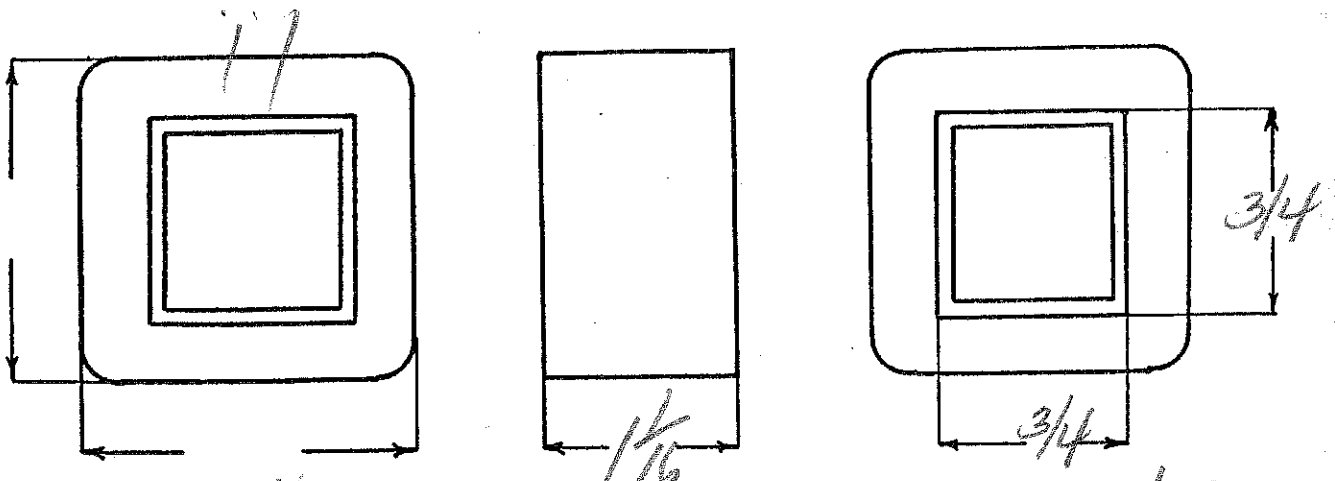
DESIGNED BY

DATE

300 mh

SPEC. NO. 4536

Winding							
Turns	970						
Taps							
Wind. Lgth.	7/8						
Wire Size	#28						
T. P. L.	58						
Finish							
Type Lead	W.O.						
Lead Lgth.	3"						
Layer Insul.	30#						
Test Volt.							
Wrapper	2605 GA						
TUBE	4007	IMPREGNATION			Varnish		
CORE	GA. 29	GRADE A			STACK 005" gap		
MOUNTING	D - Insulate bracket with .010" armitc						




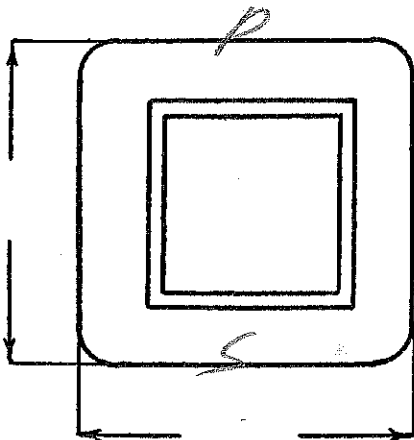
DESIGNED BY *[Signature]*

DATE 9/26/38

6F6 pentode to 500 or 250 ohm

SPEC. NO. 4557

Winding	PRI	SEC				
Turns	2460	630				
Taps		440				
Wind. Lgth.	3/4	3/4				
Wire Size	#37	#30				
T. P. L.	137-18	63-10				
Finish						
Type Lead	Sil Br					
Lead Lgth.	3"	3"				
Layer Insul.	20#	30#				
Test Volt.						
Wrapper	21005GA	21005GA				
TUBE	5L007		IMPREGNATION	Varnish		
CORE	GA.	29	GRADE	B		
MOUNTING	D		STACK	.005" gap		



DESIGNED BY

Grw

DATE

9/26/38

45 Ω to grid

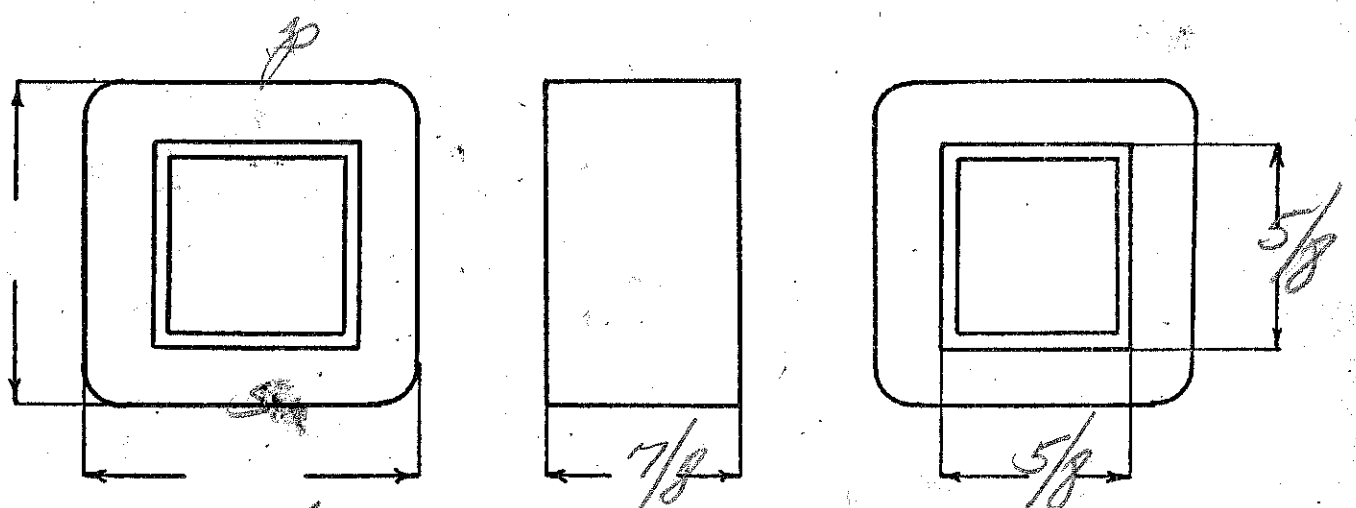
SPEC. NO. 4538

Winding	S	ϕ				
Turns	7200	160				
Taps						
Wind. Lgth.	3/4					
Wire Size	#40	#29				
T. P. L.	200-36	55-3				
Finish	Sil Br					
Type Lead						
Lead Lgth.	3"	3"				
Layer Insul.	12#	30#				
Test Volt.						
Wrapper	1003VP 56.0"	2005BA				

TUBE 51007 IMPREGNATION Wax

CORE 29 GA. GRADE B STACK 2x2

MOUNTING D



DESIGNED BY Gw

DATE 9/8/38

6B5 to 452VC
7000/45

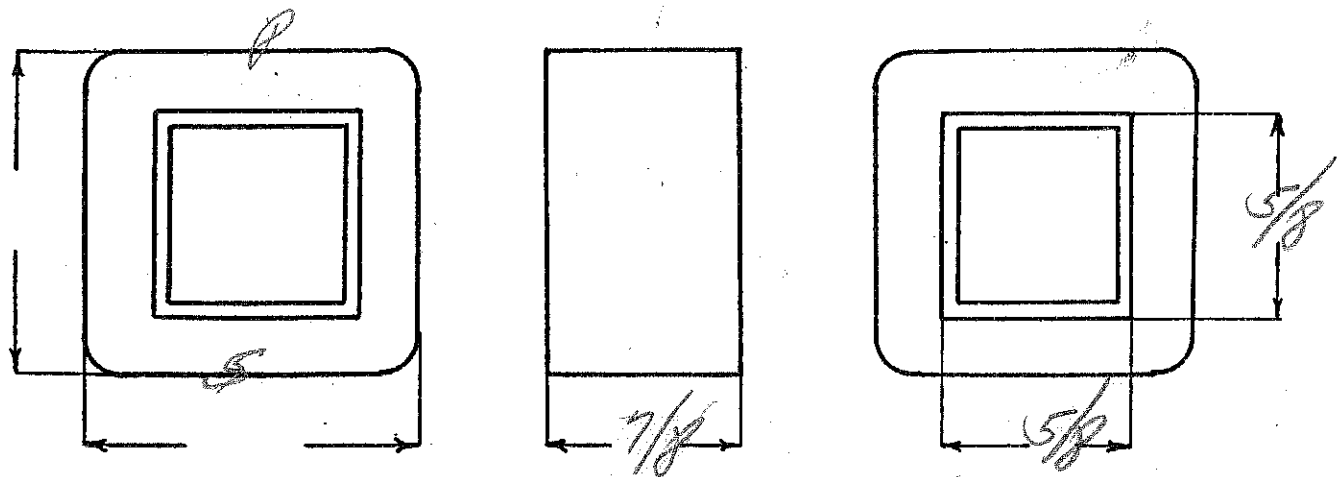
SPEC. NO. 4559

Winding	P	S				
Turns	2500	200				
Taps	-	-				
Wind. Lgth.	3/4					
Wire Size	#37	#27				
T. P. L.	135-19	44-5				
Finish	SWD	.W.D.				
Type Lead						
Lead Lgth.	3"	3"				
Layer Insul.	20#	30#				
Test Volt.						
Wrapper	100 SVC	2 W05GA				

TUBE 4607 IMPREGNATION varnish

CORE 5/8 GA. 29 GRADE B STACK .005/gal

MOUNTING D



DESIGNED BY *gnw*

DATE 9/8/38

PPA3 (5000 sq) Φ 500 x 250 Ω (balanced to grid)
 and 5 Ω

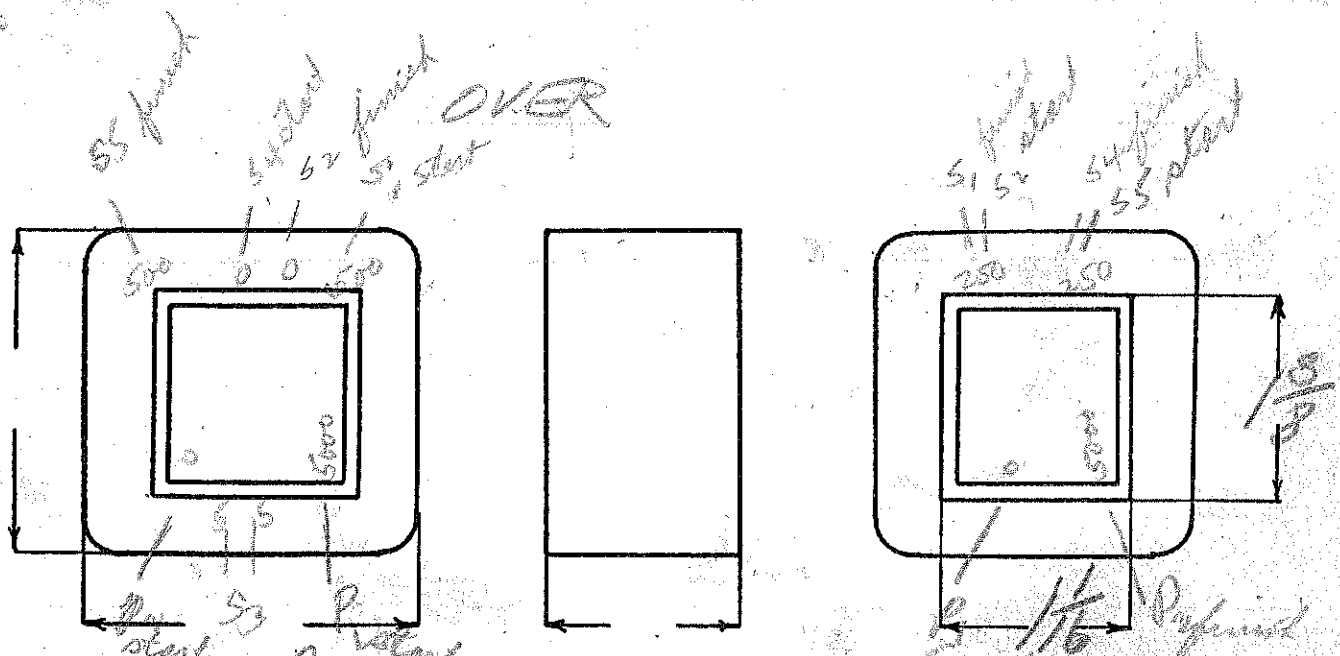
SPEC. NO. 4560

Winding	S ₁	P ₁	S ₂	S ₃	S ₄	P ₂	S ₅
Turns	90	1050	240	68	240	1050	90
Taps	—	—	—	—	—	—	—
Wind. Lgth.	1 1/2"						
Wire Size	#28	#32	#28	#20	#28	#32	#28
T. P. L.	90	150-7	90-3	34-2	90-3	150-7	90
Finish							
Type Lead	#20 Pw	Bz			#20 Pw	Bz	
Lead Lgth.	6"	✓	✓		✓	✓	✓
Layer Insul.	40 #	✓	✓		40 #		✓
Test Volt.							
Wrapper	11005VP 4L 6P	11005VP 4L 6P	11005VP 4L 6P	✓	✓	✓	21005VP

TUBE 76007 IMPREGNATION Varnish

CORE GA. 29 GRADE A carbin STACK 2 1/2

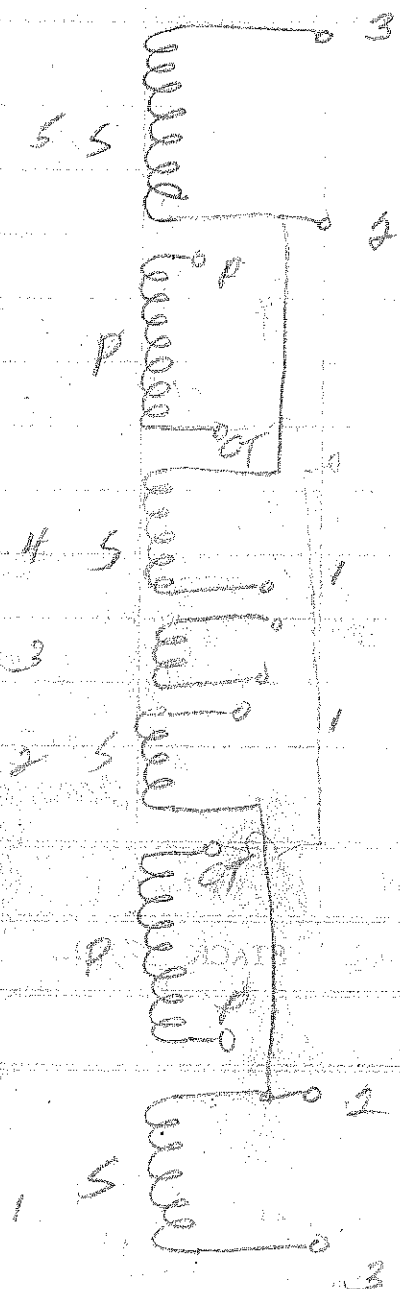
MOUNTING K Resin - ground core to case



DESIGNED BY JW

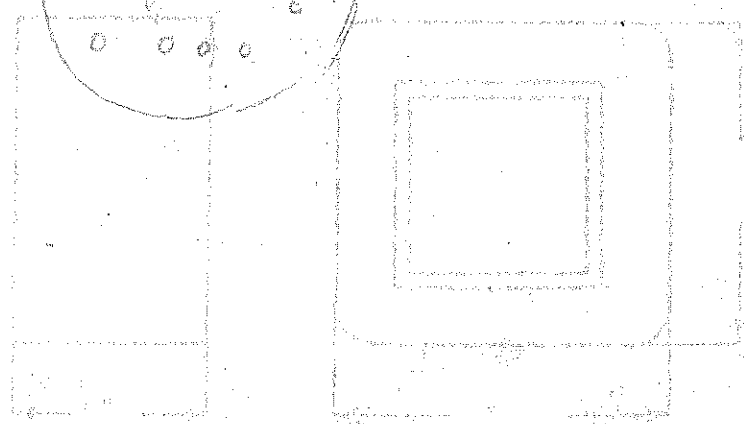

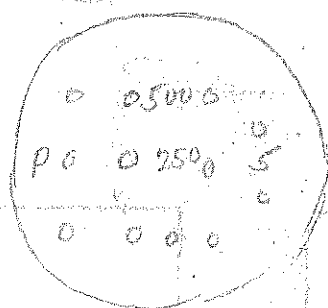
DATE 10/17/38

8/15.00



5000	0	0	500
0	0	0	250
0	0	0	0 5
0	0	0	0 5
0	0	0	250
5000	0	0	500

5000
0 500
0 250
0 0 0 5
0 0 0 5



6" 100V
4 250
6 250

SPEC. NO. 4561

Separate coils

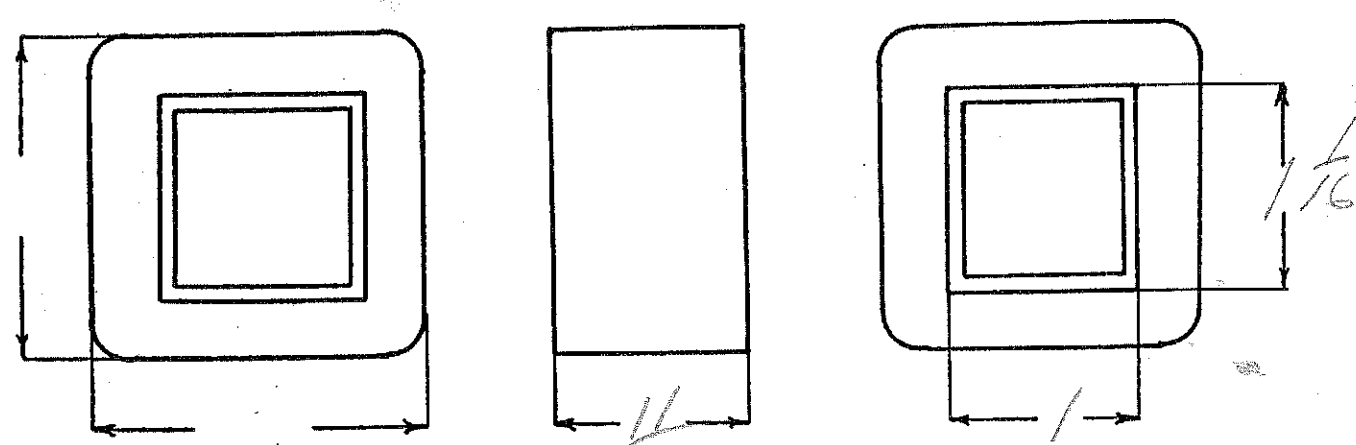
Winding	<i>P</i>					
Turns	<i>10000</i>	}	<i>10000</i>			
Taps	<i>5000</i>		<i>6600</i>			
Wind. Lgth.	<i>1/2"</i>		<i>1/2"</i>			
Wire Size	<i>#41</i>		<i>#41</i>			
T. P. L.	<i>159</i>		<i>159</i>			
Finish						
Type Lead	<i>#20 DB</i>		<i>#20 P12</i>			
Lead Lgth.	<i>9"</i>		<i>9"</i>			
Layer Insul.	<i>12#</i>		<i>12#</i>			
Test Volt.						
Wrapper	<i>2007VC 26005GA</i>	<i>16007VC 26005GA</i>				

TUBE *76007* IMPREGNATION *Wax*

CORE GA. GRADE STACK *2X2*

MOUNTING *A* *Customer coil + laminated*

Primary - Black - White Ct.
Secondary - e - Red
Tap - Blue
File - Brown



DESIGNED BY

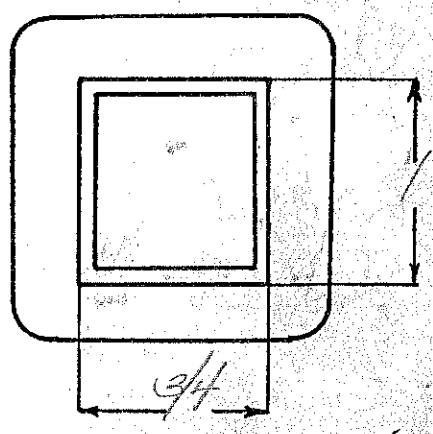

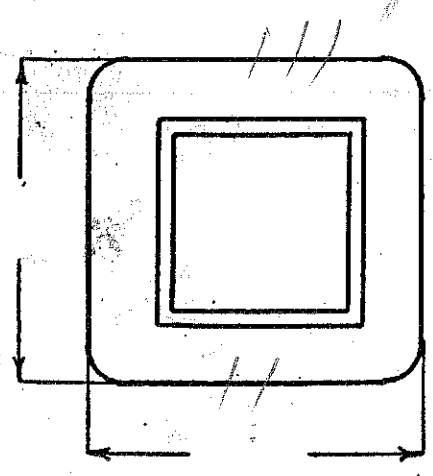
DATE

6F6 tube to PP 6L6

P. 1/2 S - 31

SPEC. NO. 4562

Winding	P	S				
Turns	1920	1280	1254			
Taps		640	612			
Wind. Lgth.	7/8					
Wire Size	#37	#30				
T. P. L.	160-12	72-18				
Finish	sil	br				
Type Lead						
Lead Lgth.	3"	3"				
Layer Insul.	20#	20#				
Test Volt.						
Wrapper	16057VC	2600560				Double
TUBE	5L007		IMPREGNATION		Varnish	
CORE	GA. 24		GRADE B		STACK 005" 99	
MOUNTING	D-lip downward					



DESIGNED BY *GLW*

DATE 9/15/38

6L6 to 1500 ohm - 10 watt

OUTPUT 162(A) (a) SPEC. NO. 4562

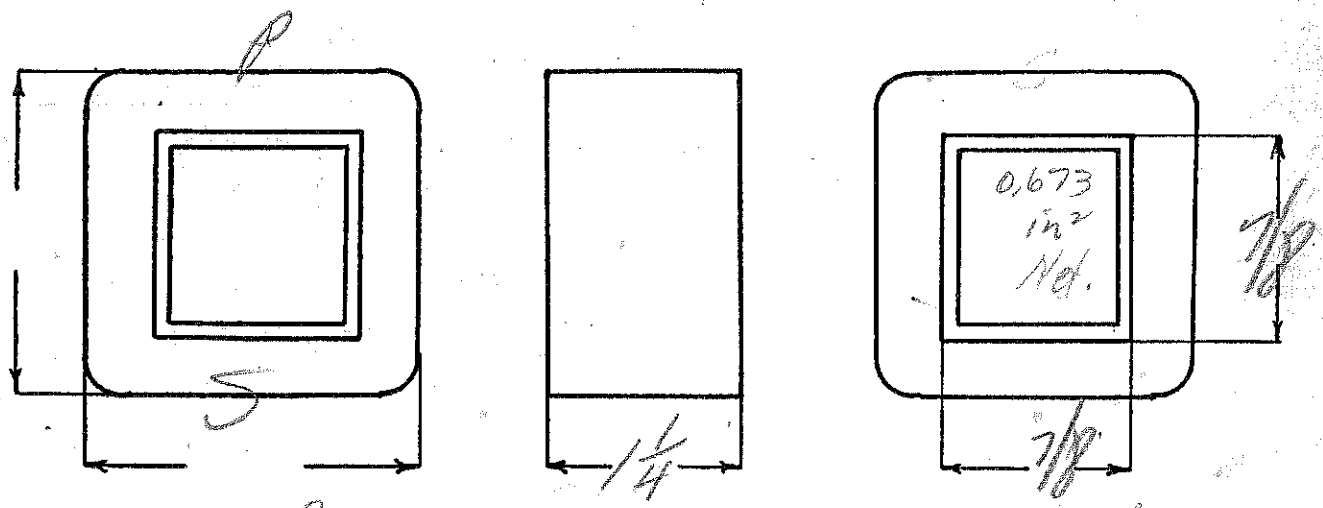
Winding	PRI	SEC		PRI	SEC		
Turns	1500	1200		2000	1220		
Taps	T	—		—	—		
Wind. Lgth.	1 1/16			1 1/16			
Wire Size	#33	#31		#33	#30		
T. P. L.	125-12	100-12		125-16	88-14		
Finish	30% 30%	38%		39	47		
Type Lead	#20 Par Br			#20 Par Br			
Lead Lgth.	9"	9"		9"	9"		
Layer Insul.	30#	30#		30#	30#		
Test Volt.							
Wrapper	52007 11007VC	21005GA		52007 11007VC	21005GA		
TUBE	7L007			IMPREGNATION		Paralax	

CORE GA. 29 GRADE B audio STACK 0.05" gap

MOUNTING AA

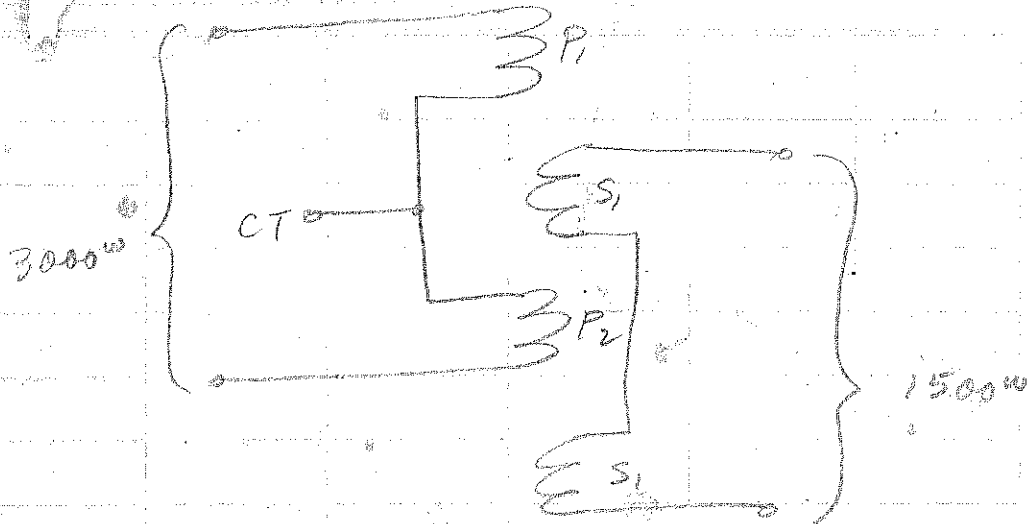
$C_u = 500 @ 100 \text{ ma. (Prim)}$
 $F_c = 64 @ 100 \text{ v}$
 $TPV = 5.22$

$\sqrt{15 \times 2000} = 670 \text{ volts}$



DESIGNED BY *JWR*

DATE 9/26/38




$$T = 3500 - 1500 :$$

$$T_R = 1144 - 1$$

$$Z_R = 2.07 - 1$$

$$Z = 3100 - 1500$$

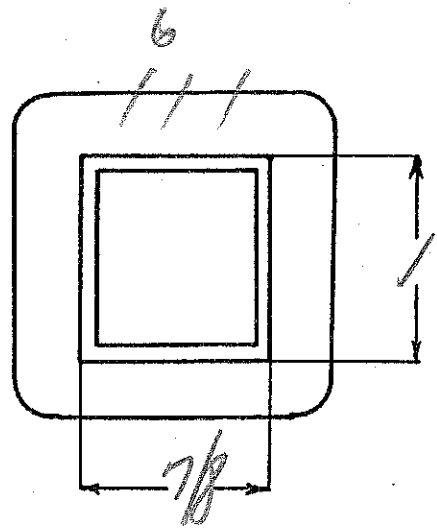

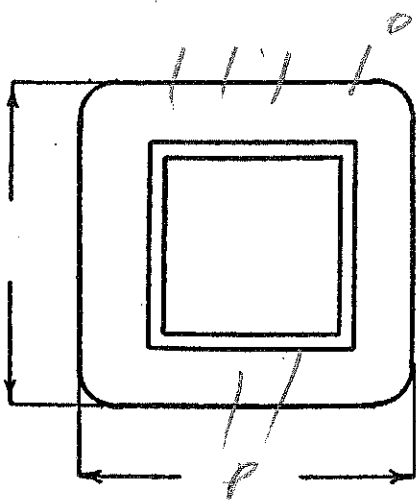


Shordunon 60548 universal

500 Ω to 1.3, 1.7, 2, 2.6, 4, 8 Ω VC

SPEC. NO. 4564

Winding	PR1	S			
Turns	850	109			
Taps		77-63-55-50-44			
Wind. Lgth.	7/8				
Wire Size	#30	#21			
T. P. L.	72-12	5L			
Finish					
Type Lead	Sil A	W.O			
Lead Lgth.					
Layer Insul.	30#	.005			
Test Volt.					
Wrapper	4005GA	21005GA			
TUBE	52007	IMPREGNATION	varnish		
CORE	GA. 29	GRADE	B	STACK	2x2
MOUNTING	D				



DESIGNED BY *gw*

DATE 9/23/38

special output transf

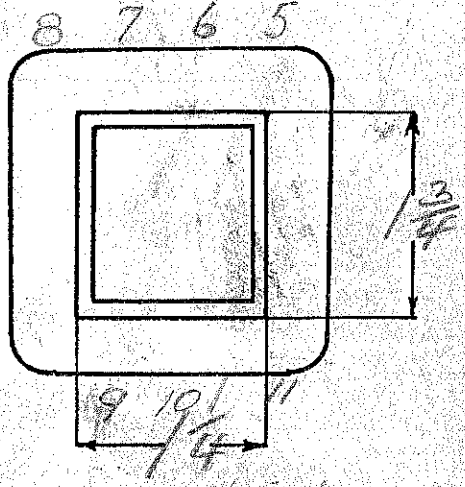

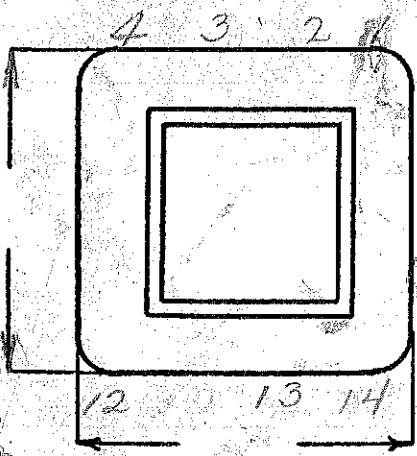

note numbers do not represent coil positions SPEC. NO. 4565

Winding	7,8	11,12	5,6	13,14	3,4	9,10	1,2
Turns	565	560	1935	196	1935	560	565
Taps	Spiral Finish		Spiral Finish			Spiral Finish	
Wind. Lgth.	1.75						
Wire Size	34	29	34	21	33	28	33
T. P. L.	220-3	125-5	220-9	57-4	200-10	115-5	200-3
Finish							
Type Lead	Sil Br						
Lead Lgth.							
Layer Insul.	30#	30#	30#	50#	30#	50#	30#
Test Volt.							
Wrapper	Wax	✓	✓	✓	✓	✓	Wax

TUBE 71007 IMPREGNATION Varnish

CORE GA. 24 GRADE B STACK 2+2

MOUNTING F-r

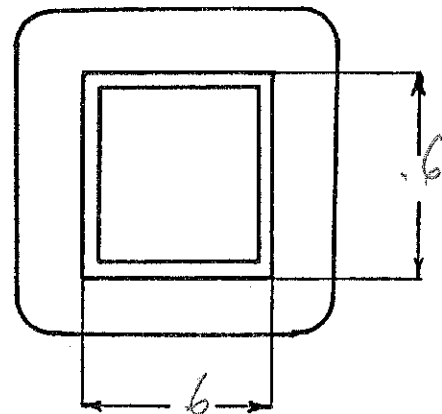

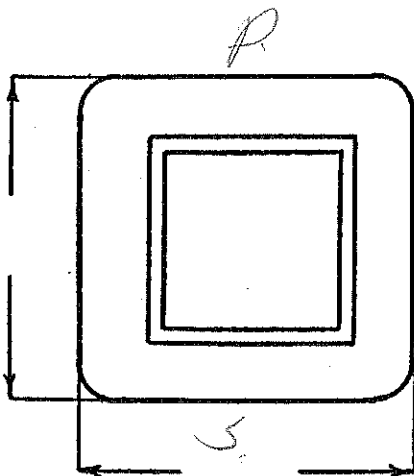


DESIGNED BY *gaw*

DATE 9/29/32

SPEC. NO. 4566

Winding	P	S					
Turns	3650	630					
Taps							
Wind. Lgth.	3/4						
Wire Size	#39	#31					
T. P. L.	175-21	70-9					
Finish							
Type Lead	Sil Br						
Lead Lgth.	3"	3"					
Layer Insul.	16#	30#					
Test Volt.							
Wrapper	11005V	2005GA					
TUBE	#2007		IMPREGNATION		varnish		
CORE	GA.	29	GRADE	B	STACK 2x2		
MOUNTING	D						



DESIGNED BY

gw

DATE

10/6/38

500 + 250 ohm balanced line to EA5 grid (50,000 ohm)

+1146

SPEC. NO. 4567


2 coils

Winding	JEC	SHIELD	PRI				
Turns	3800	1	380				
Taps	-		270				
Wind. Lgth.	3/8	3/8	3/8				
Wire Size	#40	SHIM	#32				
T. P. L.	95-40		39-10				
Finish							
Type Lead							
Lead Lgth.	6"	6"	6"				
Layer Insul.	14#		30#				
Test Volt.							
Wrapper	12005VC	11005VC	21005GA				
TUBE	FL007			IMPREGNATION	Varnish		

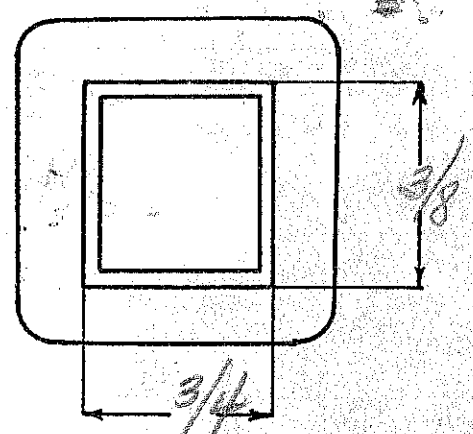
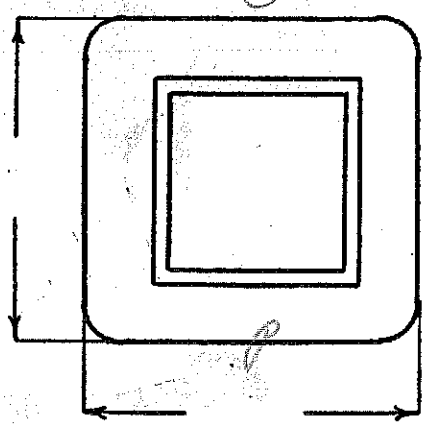
CORE GA. 29 GRADE Mu Metal STACK 1x1

MOUNTING K - panel with Superbottoms Resin

Sec - Red
 Pri - Yellow
 250 Black
 500 Brown





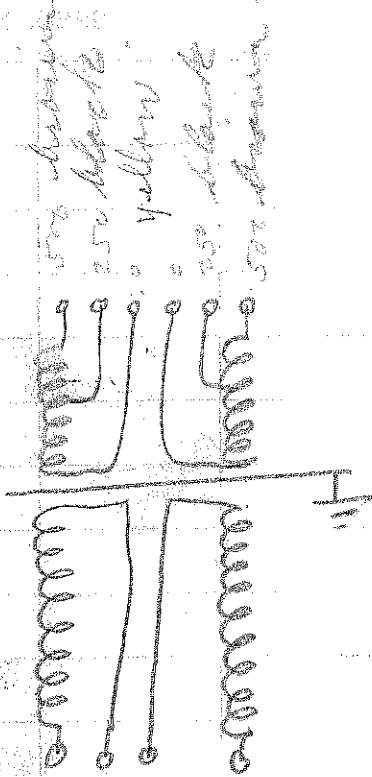
Copper shield
 around coil .020



DESIGNED BY *Law*

DATE 10/17/38

\$12.00



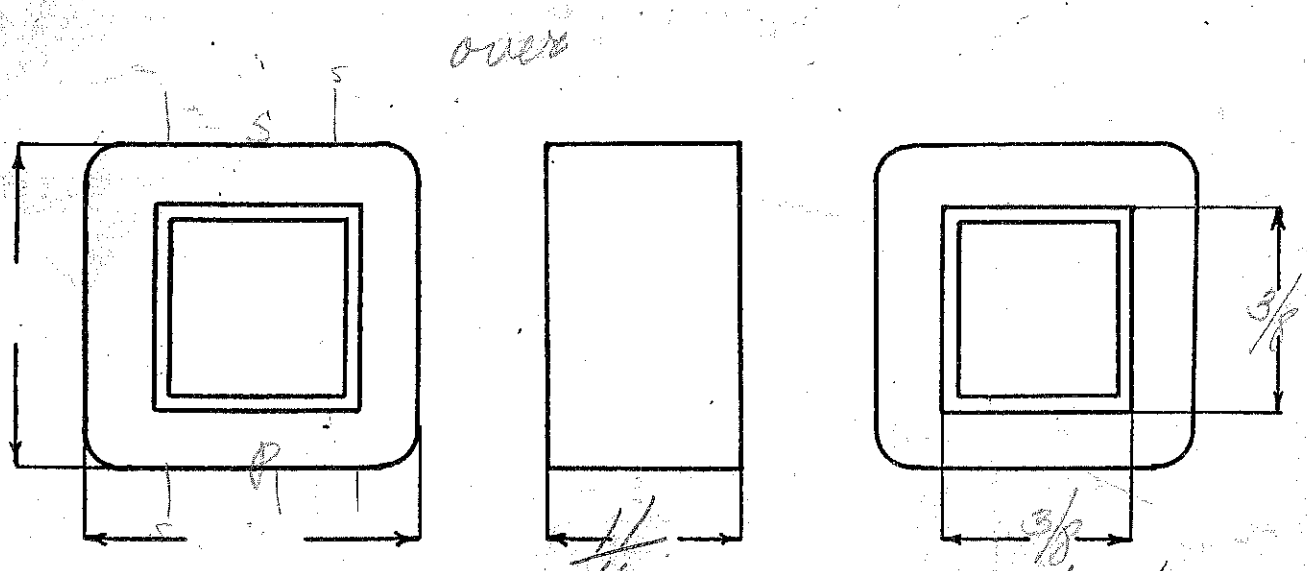
500 x 250 lined balanced (grid) to two 50,000 Ω grids
 wind two transformers,
 125/250 to 50,000 Ω -70 db SPEC. NO. 4568

Winding	PR1	SHIELD	SEC			
Turns	336	1	5000			
Taps	84					
Wind. Lgth.	9/16					
Wire Size	#35	SHIM	#41			
T. P. L.	84-4	STOCK	168-30			
Finish						
Type Lead	Silver Braid					
Lead Lgth.	6"		6"			
Layer Insul.	30#		12#			
Test Volt.						
Wrapper	1003VP 26d	151-30#BR	2605CA			

TUBE #1007 IMPREGNATION Varnish

CORE E26-E27 GA. 29 GRADE Mumméte STACK 1x1

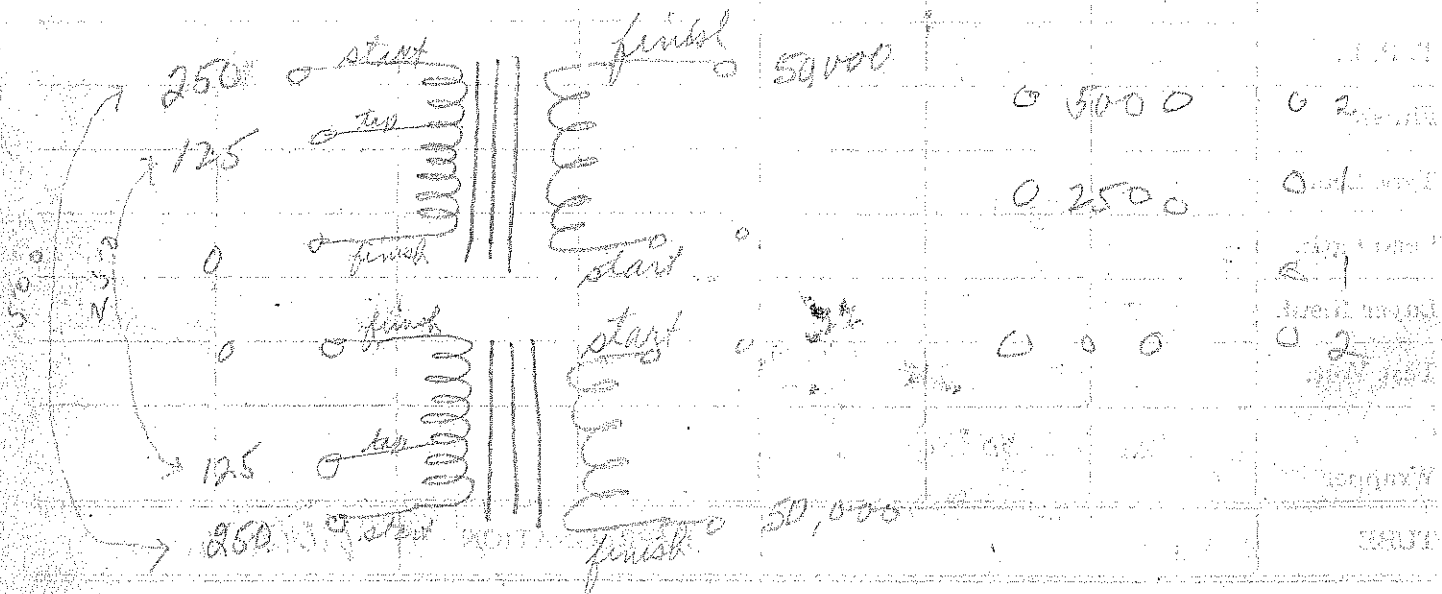
MOUNTING K



DESIGNED BY *Law*


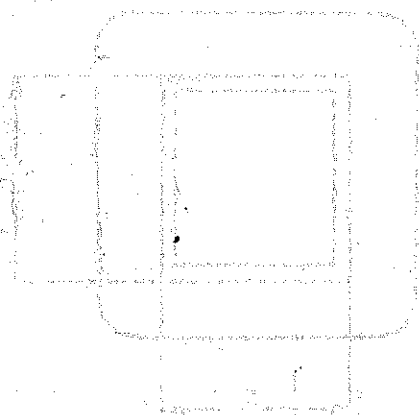
DATE 10/18/38

\$11.00



mount transformers in reversed position

in case - copper shield case inside
of case 3 layers, 010 ground shield case 4 case



6A6 - 3500/5000r modulation transformer

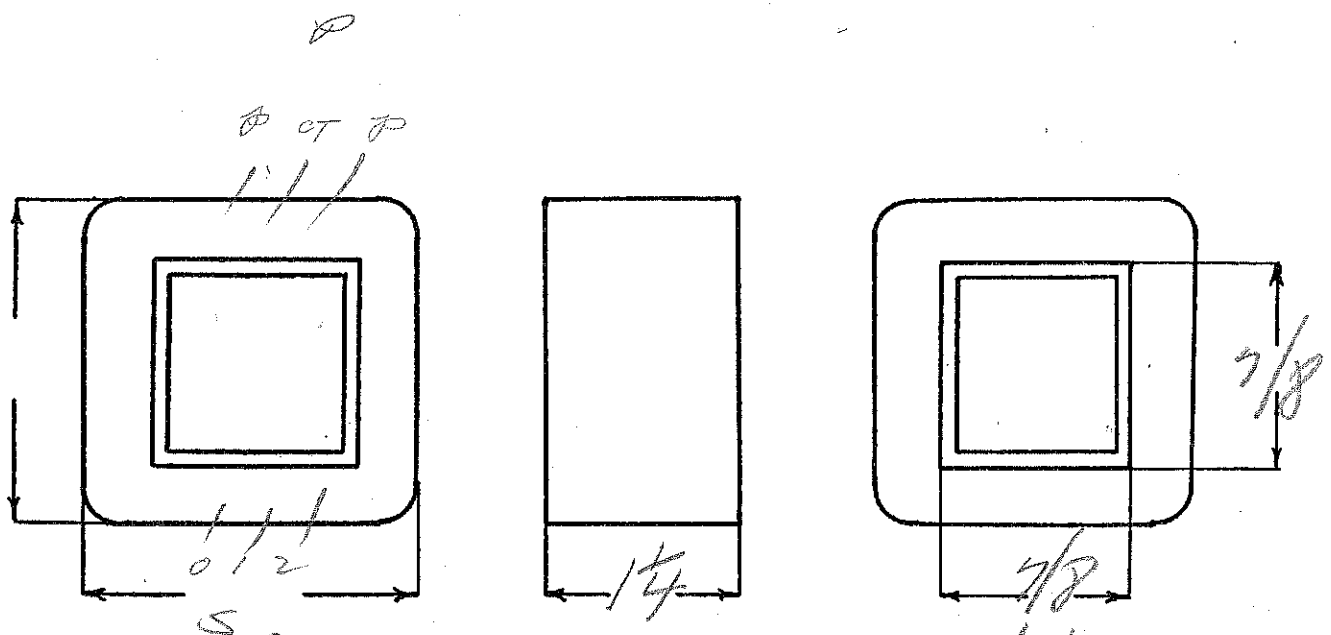
SPEC. NO. 4568 (Kipling)

Winding	P	S					
Turns	2400	1700					
Taps	1200	1430					
Wind. Lgth.	1 1/2						
Wire Size	#34	#32					
T. P. L.	135-18	110					
Finish							
Type Lead	5/8 Br						
Lead Lgth.	3"	3"					
Layer Insul.	20#	20#					
Test Volt.							
Wrapper	1007VC	36005GA					

TUBE 57007 IMPREGNATION Varnish

CORE GA. 29 GRADE B STACK 010" 0 1/2"

MOUNTING D



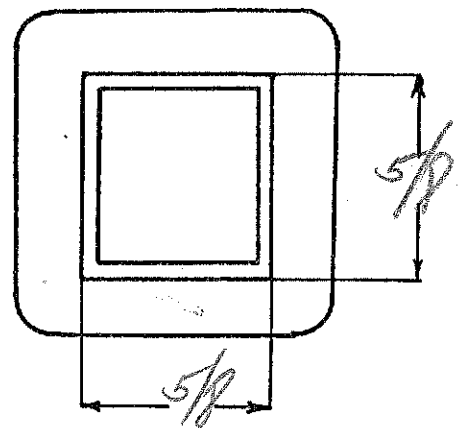
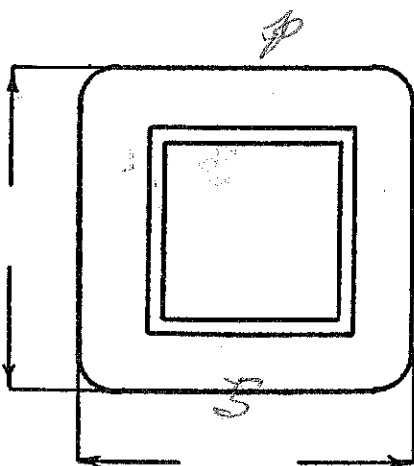
DESIGNED BY JAW

DATE 10/3/38

6A6 triode to 6A6 class B

SPEC. NO. 4569

Winding	P	S				
Turns	3400	1370				
Taps	—	6.85				
Wind. Lgth.	3/4					
Wire Size	#38	#34				
T. P. L.	155-22	98-14				
Finish						
Type Lead	5/16	1/2				
Lead Lgth.	3/4	3/4				
Layer Insul.	20#	20#				
Test Volt.						
Wrapper	1005VC	2005BA				
TUBE	41007		IMPREGNATION	varnish		
CORE	GA. 29		GRADE	B		
MOUNTING	D		STACK	0.05" gap		



DESIGNED BY

gwo

DATE

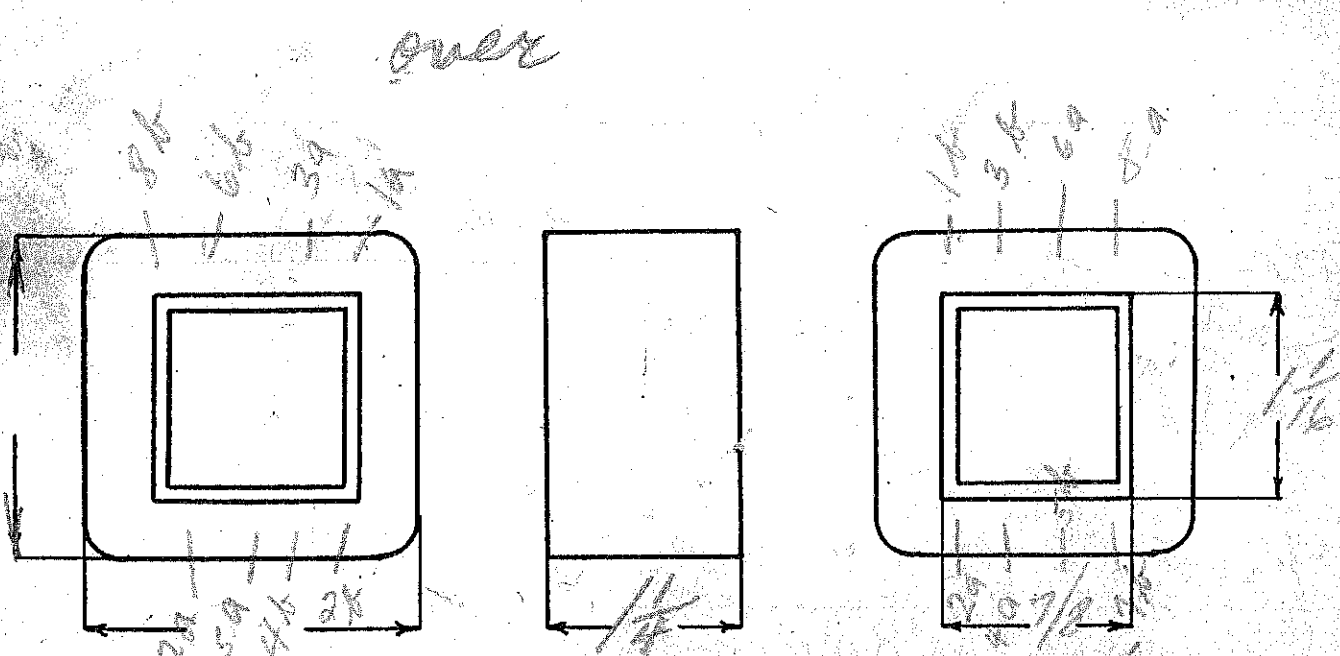
10/4/38

500 x 250 (bal. to grd) to 500 x 250

+30 db (6 watts)

SPEC. NO. 4570

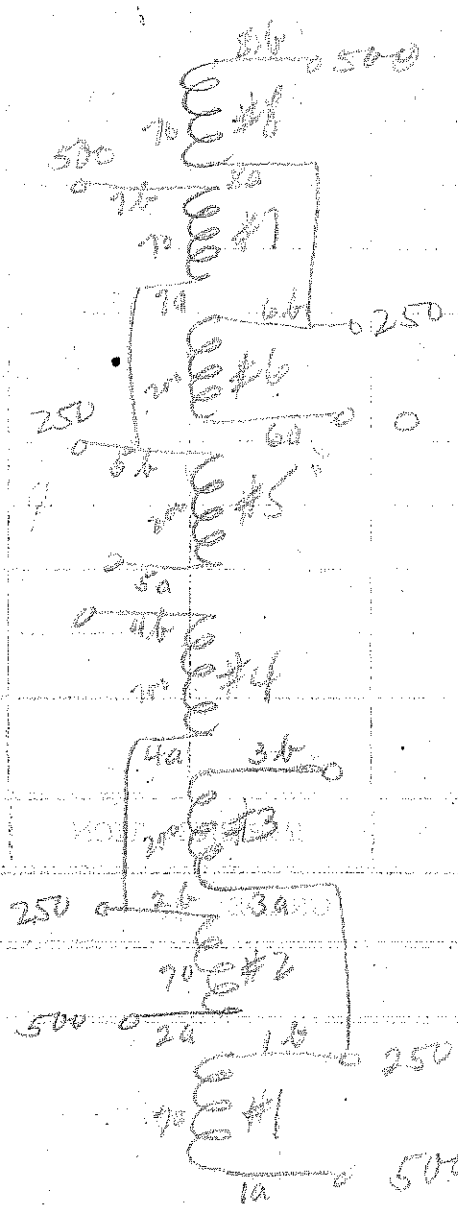
Winding	#1	#2	#3	#4	#5	#6	#7	#8
Turns	70	70	200	200	200	200	70	70
Taps	—	—	—	—	—	—	—	—
Wind. Lgth.	1 1/16							
Wire Size	#28	✓	✓	✓	✓	✓	✓	✓
T. P. L.	70-1	70-1	70-3	70-3	70-3	70-3	70-1	70-1
Finish								
Type Lead	SIL BRID							
Lead Lgth.	6"	✓	✓	✓	✓	✓	✓	✓
Layer Insul.	30#							
Test Volt.								
Wrapper	1005VC 36 9/16	✓	✓	✓	✓	✓	✓	21005GA
TUBE	76007			IMPREGNATION		VARNISH		
CORE	GA. 29		GRADE A		STACK 212			
MOUNTING	K							



DESIGNED BY *[Signature]*

DATE 10/17/38


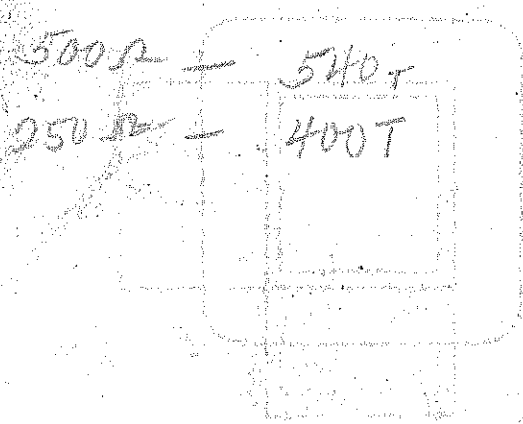
\$13.00



0	500	0	500
0	250	0	250
0	0	0	0
0	0	0	0
0	250	0	250
0	500	0	500

43.70

ground case to case



6V6 triode 3000 Ω p to 500 + 250 balanced
 Ω
 12,000 Ω

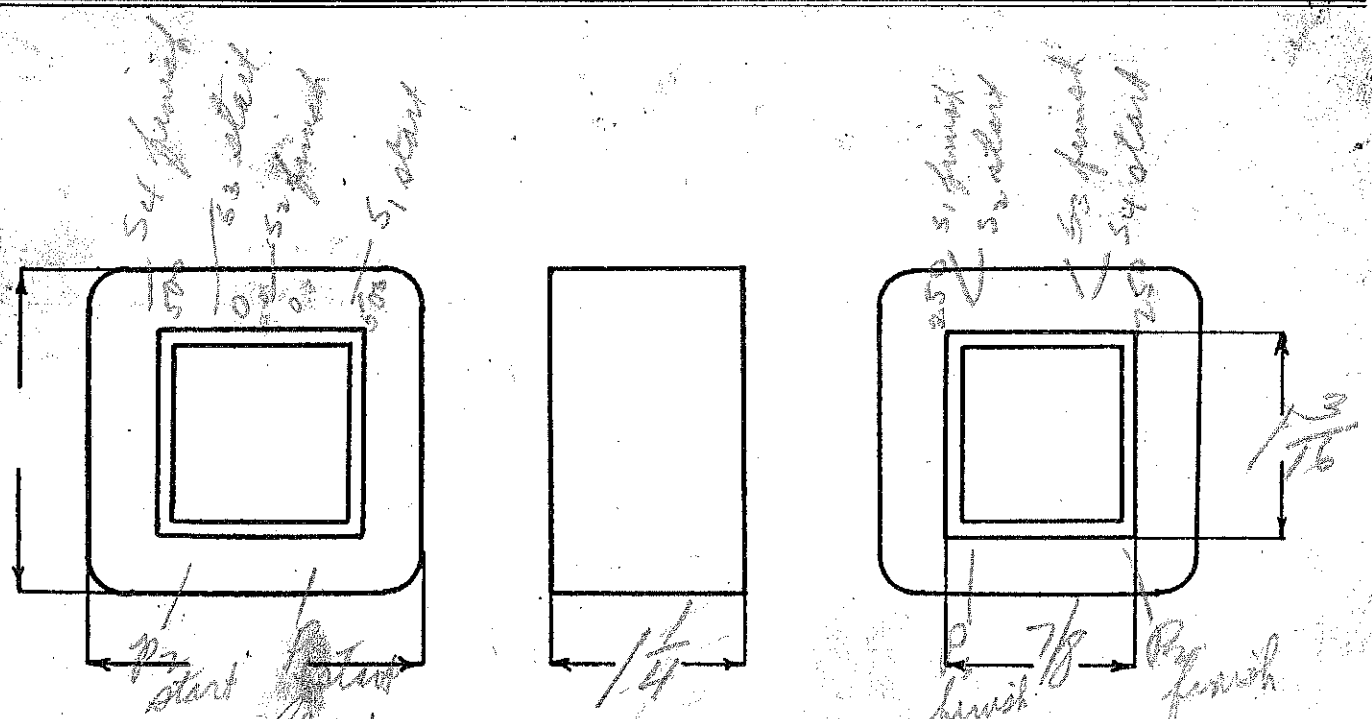
SPEC. NO. 4571

Winding	S ₁	P	S ₂	S ₃	P	S ₄	
Turns	80	1500	220	220	1500	80	
Taps	—	—	—	—	—	—	
Wind. Lgth.	1 1/16						
Wire Size	#29	#36	#29	#29	#36	#29	
T. P. L.	80-1	170-9	80-3	80-3	170-9	80-1	
Finish							
Type Lead	Sil Braid						
Lead Lgth.	6"	✓	✓	✓	✓	✓	
Layer Insul.	30#	✓	✓	✓	✓	✓	
Test Volt.							
Wrapper	16005VC #29	✓	✓	✓	✓	20005301	

TUBE 52007 IMPREGNATION Varnish

CORE GA. 29 GRADE A STACK 003" gap

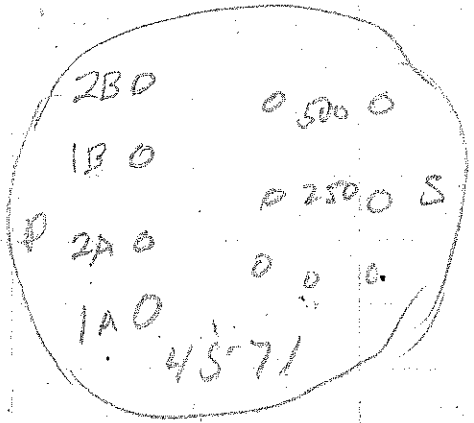

MOUNTING K






DESIGNED BY *SW*

DATE *finish 7/8*

\$14.00



ground case to case



Input Transf

REMLER CO, LTD

PP6C5 to PP7ar, 646

see 1988

split sec

SPEC. NO. 4572

Winding	SEC	PR1	SEC			
Turns	1950	5000	1950			
Taps	585	2500	1365			
Wind. Lgth.	1 1/16	1 1/16	1 1/16			
Wire Size	#37	#37	#37			
T. P. L.	195-9	195-26	10			
Finish						
Type Lead	#20 Pwr					
Lead Lgth.	9"	✓	✓			
Layer Insul.	20#	✓	✓			
Test Volt.						
Wrapper	11007UC 6L 3R	11007UC 6L 3R	210056A			

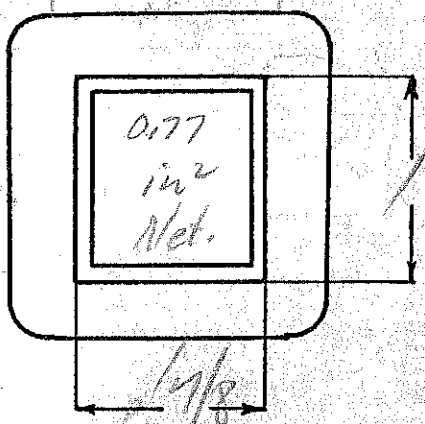

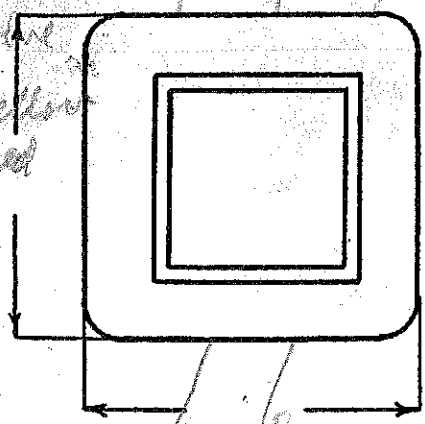
TUBE 51007 IMPREGNATION varnish

CORE GA. 29 GRADE B STACK 2x2

MOUNTING AA

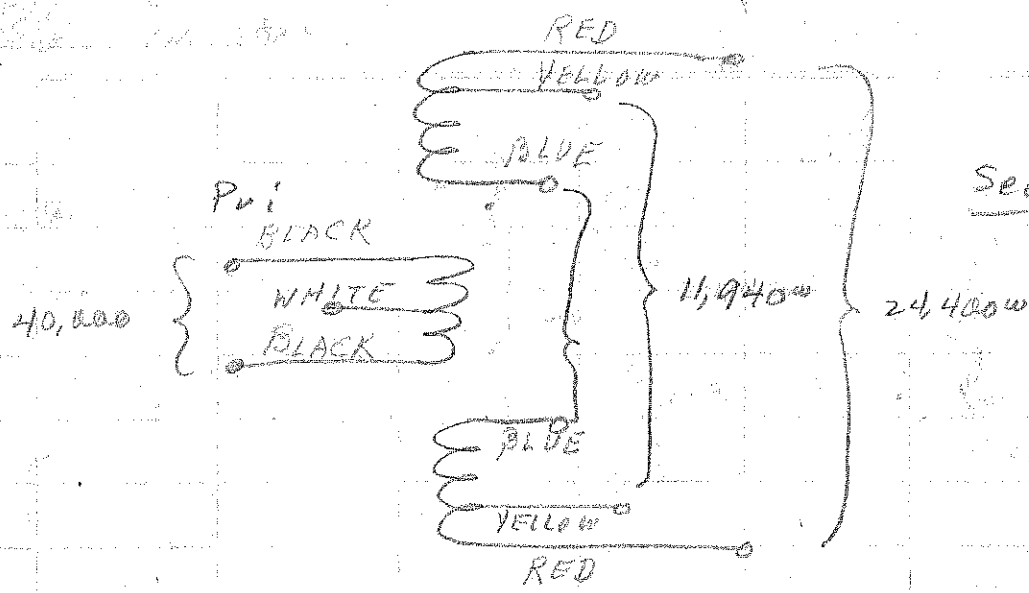
- 1950 red
- 1365 yellow
- 585 blue
- black
- white
- black
- black
- black
- yellow
- red

$CU = 793 @ 25ma$
 $FE = 4618 @ 25w$
 $TPV = 25. (2000 PtoP)$
 Blue Blue Red
 Yellow Yellow Red



DESIGNED BY [Signature]

DATE 10/11/88



See

$$T = 5000 - 3900 - 3730$$


$$T_R = 1.83 - 1.43 - 1$$

$$Z_R = 3.35 - 2.04 - 1$$

$$Z = 40,000 - 24,400 - 11,940$$

$$70,000 - 12,200 - 5,970$$

Black }
 White } 120
 Blue }
 Yellow } 21
 Red } 95



output PP Par 626 (class A) to 4-8-20-500 ohms

50 watts audio

cont

SPEC. NO. 4573

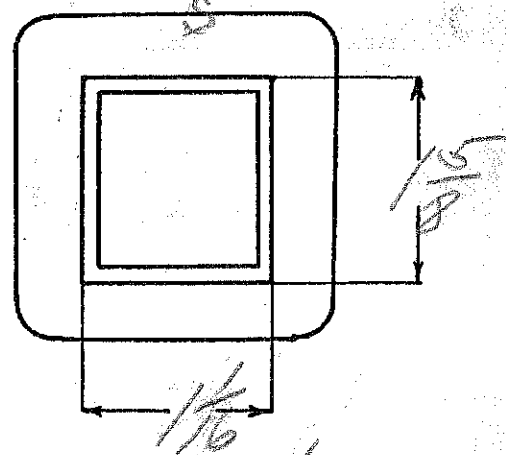


Winding	SEC	PR1	SEC			
Turns	540	1380	49	18		
Taps	156	690	-	-		
Wind. Lgth.	11 5/32					
Wire Size	#26	#28	#17	18		
T. P. L.	78-7	99-14	2L	1L		
Finish						
Type Lead	#20 Pm Br					
Lead Lgth.	9"	9"	9"			
Layer Insul.	40 #	40 #				
Test Volt.						
Wrapper	11007VC 4L 1/2"	11007VC 4L 1/2"	21005GA			

TUBE 71007 IMPREGNATION varnished

CORE GA. 29 GRADE B audio STACK 2x2

MOUNTING A A

- 8 Black sleeving
- 4 Blue
- 0 white sleeving
- 0 Black
- 0 White
- 0 Black
- 0 red
- 0 250 blue
- 0 500 brown st.



DESIGNED BY Gweaver

DATE 10/14/38

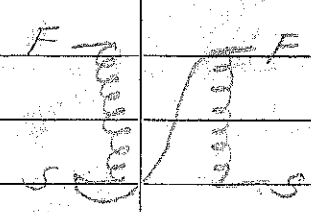
microsphere transfer

OTTO F. HEPP

wind two coils

SPEC. NO. 4574

Winding	S	P				
Turns	1875	4				
Taps	2750	-				
Wind. Lgth	2 1/4"	5/8"				
Wire Size	#20	3-#20				
T. P. L.	164-23L	4-1				
Finish	89 1/2%	64%				
Type Lead	5/16"	1/16"				
Lead Lgth.	3"	3 1/2"				
Layer Insul.	12#	-				
Test Volt.	1000 V.	1000 V.				
Wrapper	2005 GA	2005 GA				



TUBE 3600-7 IMPREGNATION Varnish

CORE 1/2 - 3/4" GA. 29 GRADE A STACK 1/1

MOUNTING U

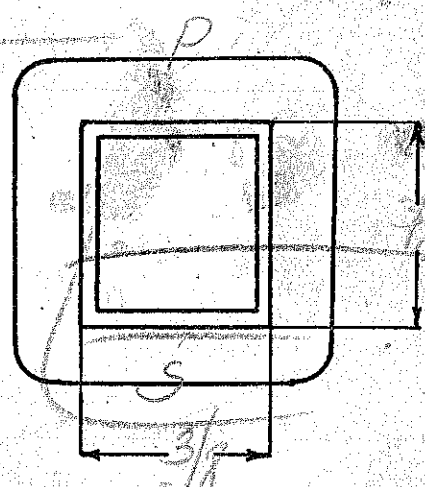

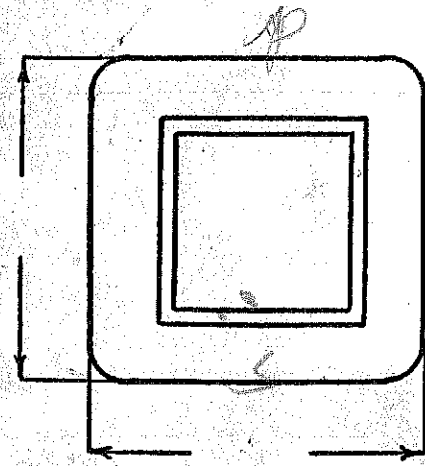

$$WN = 117(.132)$$

$$\frac{117}{18} = 6.5$$

$$6.5 \times 24 = 156$$

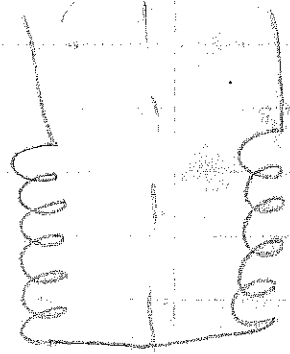
$$\frac{.016}{.002} = 8$$

$$8 \times 18 = 144$$

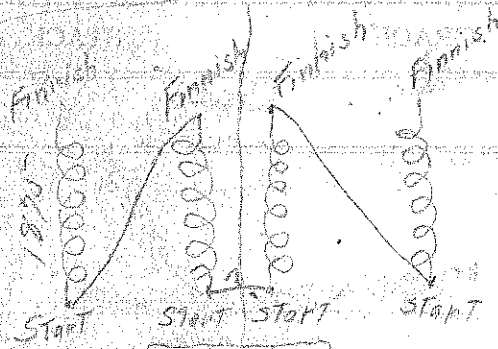


DESIGNED BY *gwr*



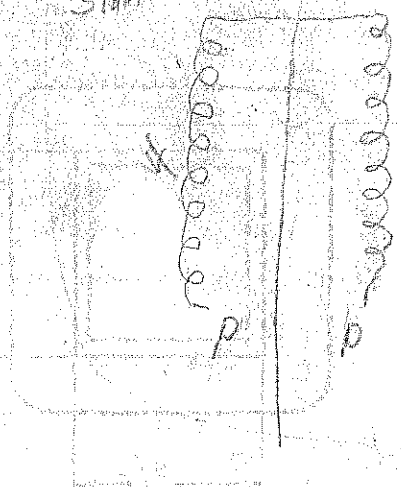
DATE 10/12/38



#1



#2



274
187
87

SPEC. NO. 4574

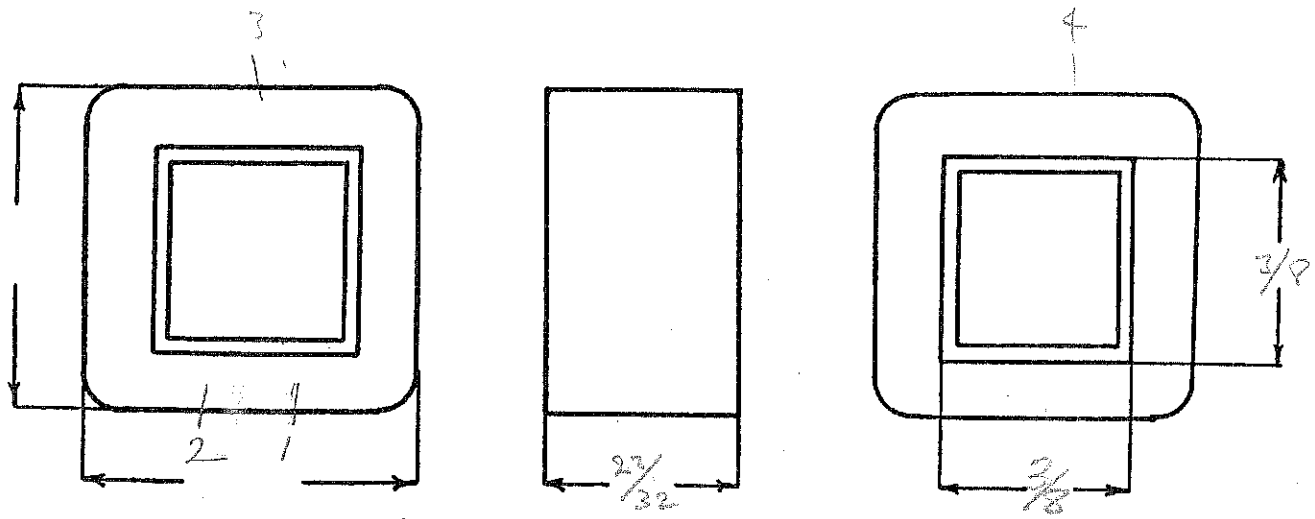
1 COIL

Winding	1-2 Secondary	3-4 Primary				
Turns	3750	4				
Taps	NONE	NONE				
Wind. Lgth.	5/8	5/8				
Wire Size	#40	#20 TRIPLE				
T. P. L.	157-24L	4-1L				
Pitch	88%	64%				
Type Lead	#26 S.B	W.O				
Lead Lgth.	4"	4"				
Layer Insul.	1L-1/2#	NONE				
Test Volt.	1000	1000				
Wrapper	110074A	110074A				

TUBE 4L 0054K IMPREGNATION VAENISH

CORE (3/8 - U X 5/8 CUT 3/4" IN HALF) GA. 209 GRADE A STACK 1X1

MOUNTING NONE WIND TWO COILS PER ASSY



REDESIGNED BY Peter B Caloyeras

DATE June 10, 55

Universal 400 watt modulation transformer - class B

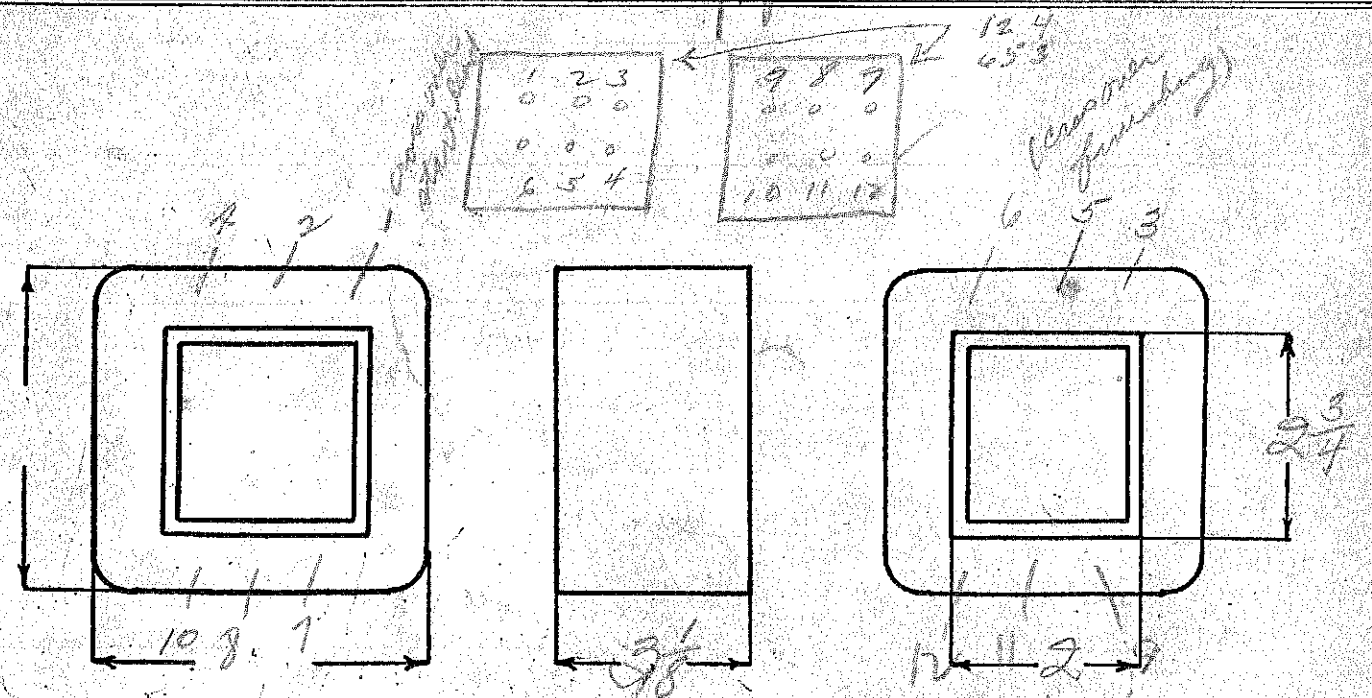
SPEC. NO. 4575

Winding	#1	#2	#3	#4	(over jointed)		
Turns	4 1100	10 1300	12 1300	6 1100			
Taps	2 500	8 900	11 400	5 600			
Wind. Lgth.	1 2 1/8	7 1	9	3			
Wire Size	#26	#26	#26	#26			
T. P. L.	113-11	113-12	113-12	113-11			
Finish		wire only					
Type Lead							
Lead Lgth.	6 1/2	6"	6"	6"			
Layer Insul.	double 40#	6	✓	✓			
Test Volt.		10,000 VOLTS					
Wrapper	41 1/2 4007VC	41 1/2 4007VC	41 1/2 4007VC	41 1/2 4007VC 32 sq.			

TUBE 10L007A-21007VC IMPREGNATION Varnish

CORE short GA. 24 GRADE STACK .010" gap

MOUNTING J metal stamp panels



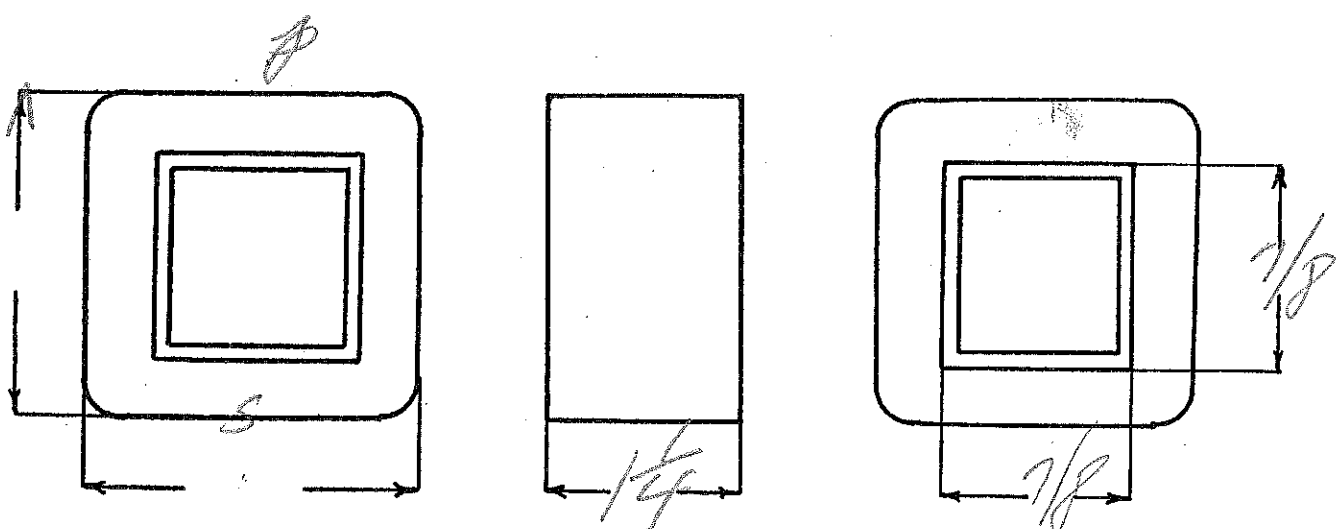
DESIGNED BY *[Signature]*

DATE 10/18/38

Special sine wave output trans
 Self doubling circuit

SPEC. NO. 4576

Winding	P	S				
Turns	700	1500				
Taps						
Wind. Lgth.	7/16					
Wire Size	#28	#32				
T. P. L.	70-10	108-14				
Finish						
Type Lead	Si P	Bz				
Lead Lgth.	3"	3"				
Layer Insul.	30#	30#				
Test Volt.						
Wrapper	1000VC	2500SSA				
TUBE	76007		IMPREGNATION		V	
CORE	GA. 24		GRADE <i>ad</i>		STACK 2x2	
MOUNTING	D					

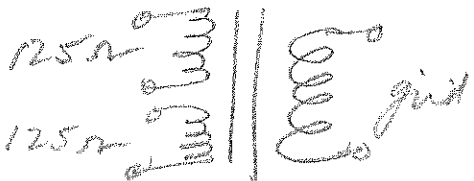


DESIGNED BY *gsw*

DATE 10/24/38

Pri - 50ma de

PIERSON - DELANES



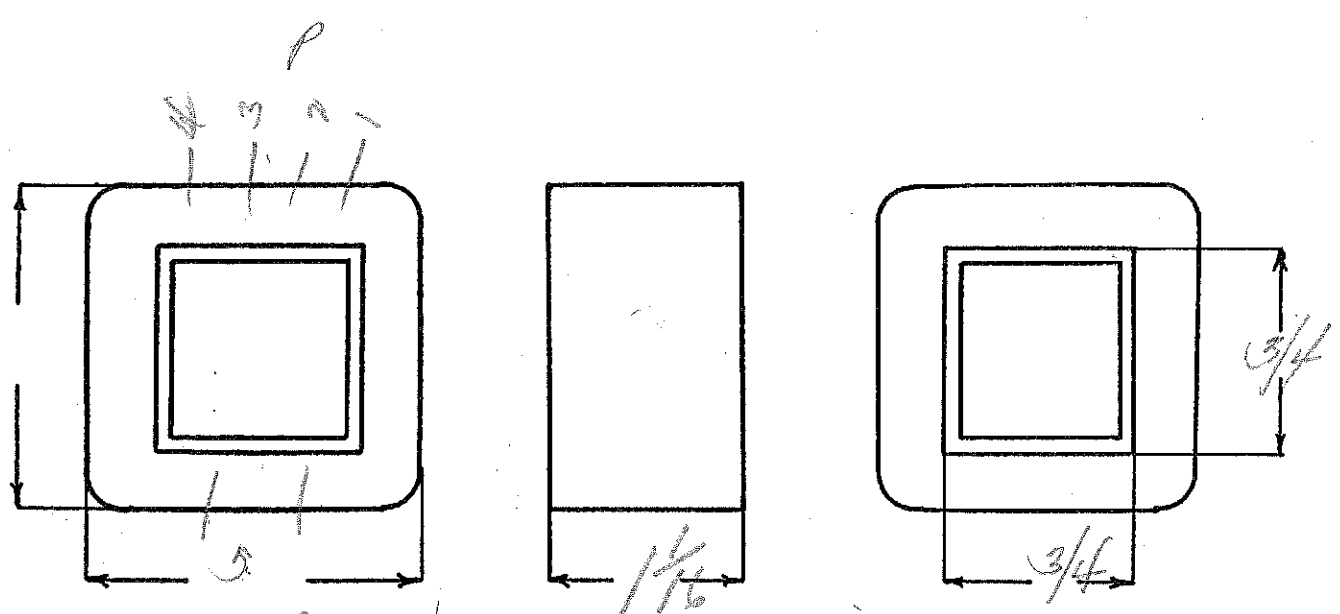
SPEC. NO. 4577

Winding	5	ϕ_{12}	$\phi_{3/4}$				
Turns	9000	320	320				
Taps	—	—	—				
Wind. Lgth.	7/8						
Wire Size	#40	#31	#31				
T. P. L.	230	80-4	80-4				
Finish							
Type Lead	Sil	Braid					
Lead Lgth.	31"	31"	31"				
Layer Insul.	12#	30#	30#				
Test Volt.							
Wrapper	1005VC 6LBR	1005VC	21005GA				

TUBE 44007 IMPREGNATION Varnish


CORE GA. 29 GRADE B STACK butt - no gap

MOUNTING D



DESIGNED BY GW

DATE 10/24/38



zero lead secondary

SPEC. NO. 4511

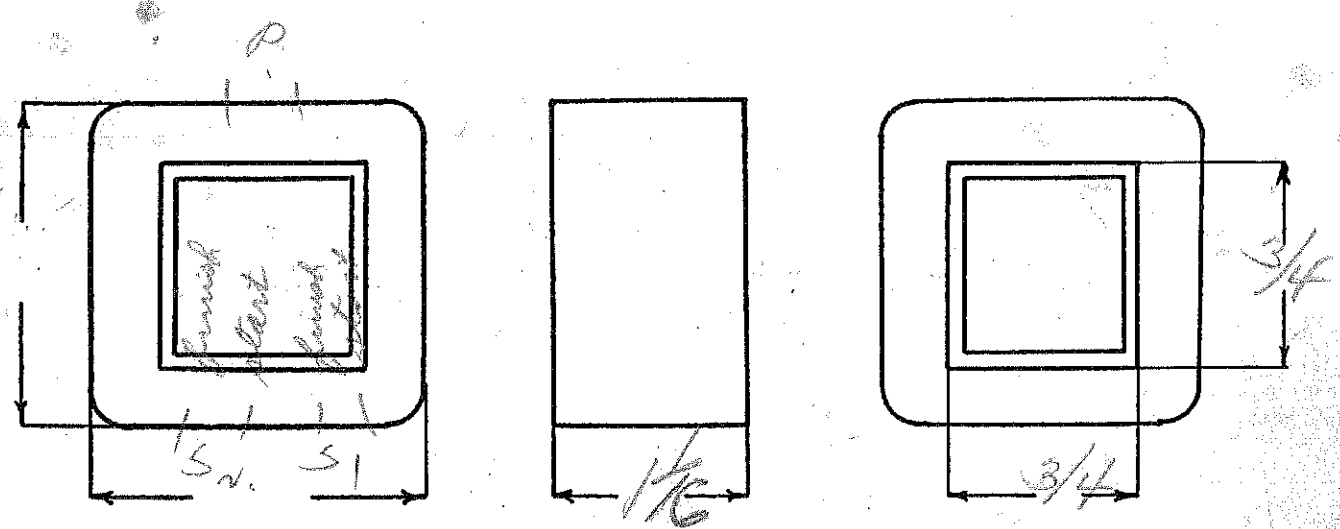
P.P. AUDIO

Winding	P	S	S			
Turns	3600	400	400			
Taps	-	-	-			
Wind. Lgth.	7/8					
Wire Size	#38	#30	#30			
T. P. L.	180-20	70-6	70-6			
Finish						
Type Lead	Sil	Bc				
Lead Lgth.	3"	3"	3"			
Layer Insul.	12#	30#				
Test Volt.						
Wrapper	1005VC	1005VC	2005CA			

TUBE 5C07 IMPREGNATION Varnish

CORE GA. 29 GRADE B STACK .005" gap

MOUNTING D



DESIGNED BY

DATE

P- 10,000 or 6 rvt coil

S- 100,000

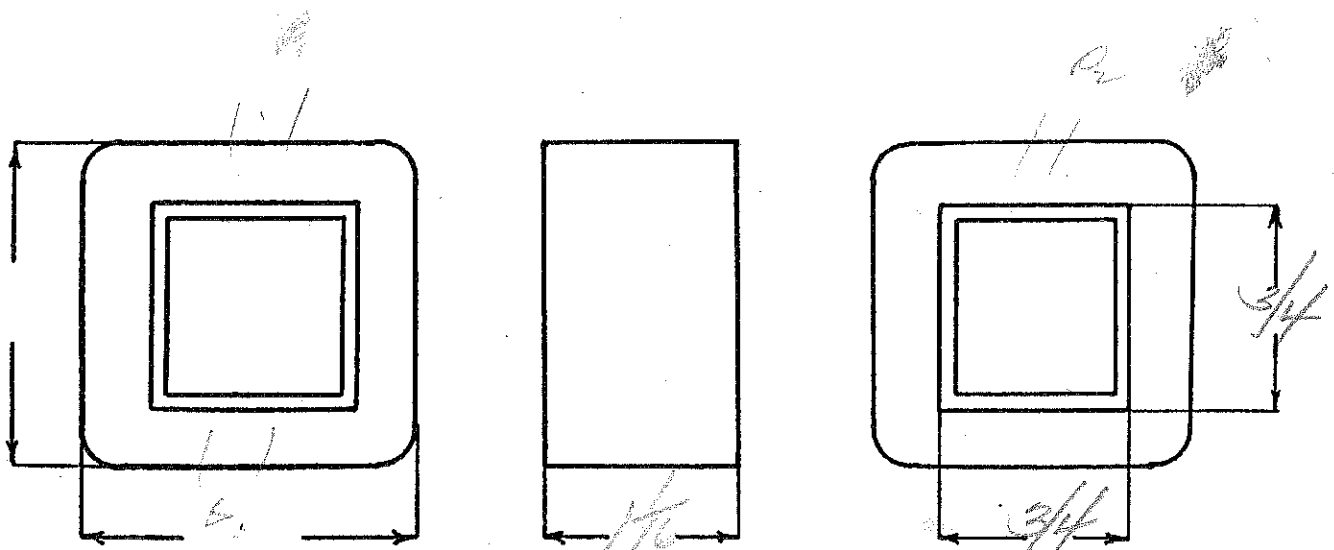
SPEC. NO. 4579

Winding	P ₁	S	P ₂				
Turns	3000	9000	70				
Taps							
Wind. Lgth.	7/8	7/8	7/8				
Wire Size	#40	#40	#24				
T. P. L.	232-13	232-39	2-2				
Finish							
Type Lead		SCP M	W.O.				
Lead Lgth.	3"	3"	3"				
Layer Insul.	12#	12#					
Test Volt.							
Wrapper	11005VC	11005VC	21005BA				

TUBE 4K07 IMPREGNATION varnish

CORE GA. 24 GRADE B STACK 2x2

MOUNTING D



DESIGNED BY *JW*

DATE 10/26/38

PP 6F6 (trade to PPAR 6L6)

0:45 - 5:11

Split secondary

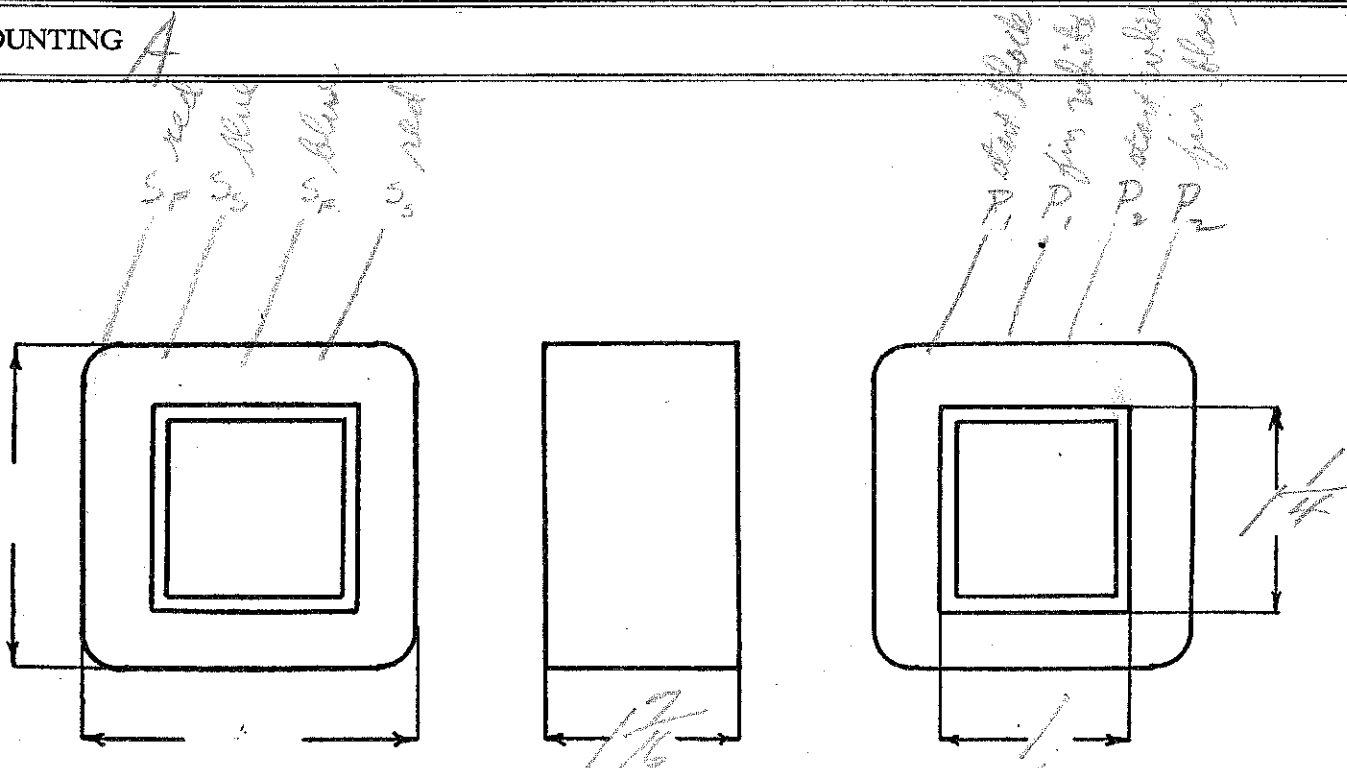
SPEC. NO. 4580

Winding	P	S	P			
Turns	2000	1600	2000			
Taps		800				
Wind. Lgth.	1.25	✓	✓			
Wire Size	#36	#30	#36		split	005" VC - Between
T. P. L.	200-10	11-16	200-10			
Finish						
Type Lead	#20 Pw Pw					
Lead Lgth.	9"	9"	9"			
Layer Insul.	50#	50#	20#			
Test Volt.						
Wrapper	11007VC	11007VC	21005EA			

TUBE	7007	IMPREGNATION	Varnish
------	------	--------------	---------

CORE	GA. 29	GRADE B	STACK 2x2
------	--------	---------	-----------

MOUNTING



DESIGNED BY *GW*

DATE 10/26/38

001701
 001701
 626 to var. sec

NLRK 2 60010001

150 watt audio

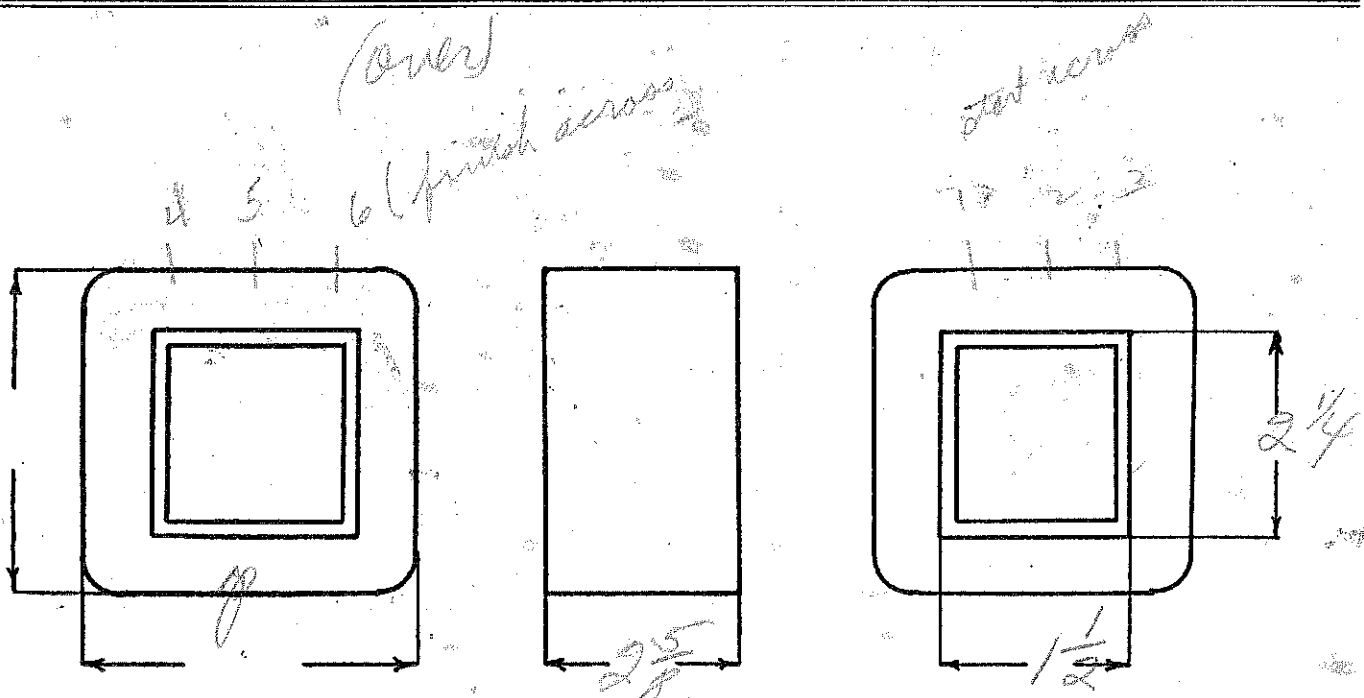
SPEC. NO. 4581

Winding	P	S ₁	S ₂				
Turns	1000	1400	1400				
Taps	500	980	420				
Wind. Lgth.	2 1/2	0	0				
Wire Size	#24	#28	#28				
T. P. L.	85-12	141-10	141-10				
Finish	WIRE ONLY						
Type Lead							
Lead Lgth.	6"	6"	6"				
Layer Insul.	double 307	✓	✓				
Test Volt.	5000	✓	✓				
Wrapper	31007VC 42	31007VC	31007VC				

TUBE 900741007VC IMPREGNATION varnish

CORE 1/2 x 2 1/4 GA. 24 GRADE STACK .015" gap





MOUNTING J



DESIGNED BY

DATE 10/27/38

04.2007

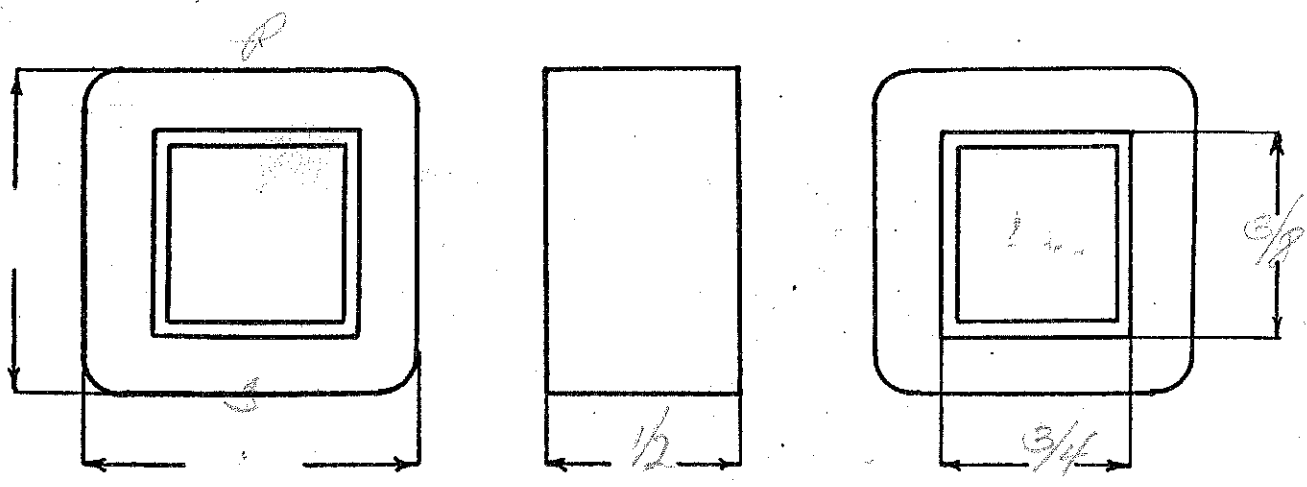


single plate to P.P. grid

SPEC. NO. 4582


Winding	P	S				
Turns	1500	4500				
Taps						
Wind. Lgth.	3/8					
Wire Size	#40	#40				
T. P. L.	96-16	96-47				
Finish						
Type Lead	#22 P/B					
Lead Lgth.	6"	6"				
Layer Insul.	12#	12#				
Test Volt.						
Wrapper	10003VP 66#	260056A				
TUBE	46007		IMPREGNATION		varnish	
CORE	GA. 29		GRADE Muncie		STACK 1X1	
MOUNTING	HA					

.010 Copper shield inside case






DESIGNED BY *Sw*

DATE 10/26/38



4
N

4592



Push pull plates to Push pull guide

SPEC. NO. 4583

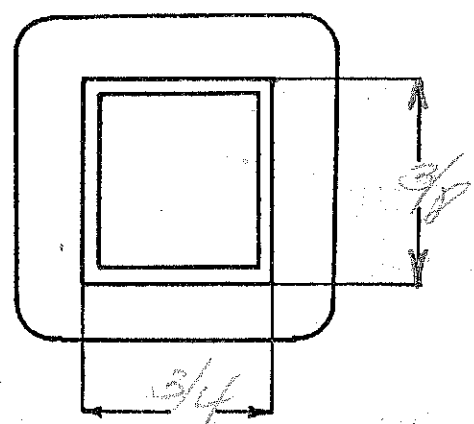

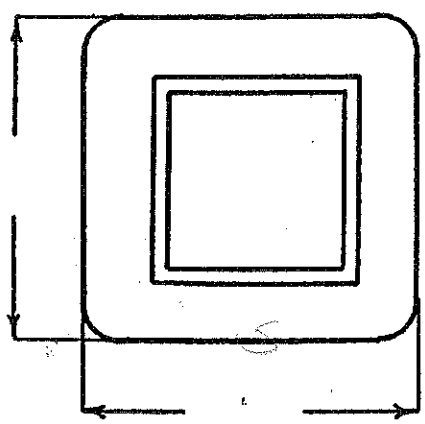
Winding	P	S					
Turns	2400	3600					
Taps							
Wind. Lgth.	3/8						
Wire Size	#40	#40					
T. P. L.	96-25	96-38					
Finish							
Type Lead	#22	PBr					
Lead Lgth.	6"	6"					
Layer Insul.	12#	12#					
Test Volt.							
Wrapper	120034 62-80	20050A					

TUBE 46007 IMPREGNATION Varnish

CORE GA. 29 GRADE minmetal STACK 1x1

MOUNTING HA




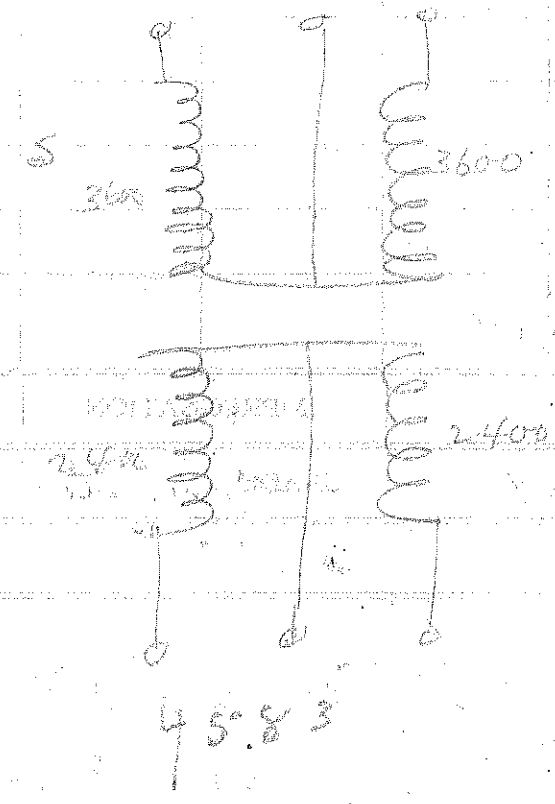
p case with (0.010") copper shield around frame inside case.



DESIGNED BY

DATE

Handwritten notes at the top of the page, possibly including a date or reference number.



10,000 2-pt (node) to 500 ohm line

-20 - +10 db

SPEC. NO. 4584

Winding	P	S				
Turns	1650	380				
Taps						
Wind. Lgth.	3/8	3/8				
Wire Size	#38	#31				
T. P. L.	76-22	35-11				
Finish						
Type Lead	#22 Pb					
Lead Lgth.	6"	6"				
Layer Insul.	12#					
Test Volt.						
Wrapper	1605VC	21005GB				

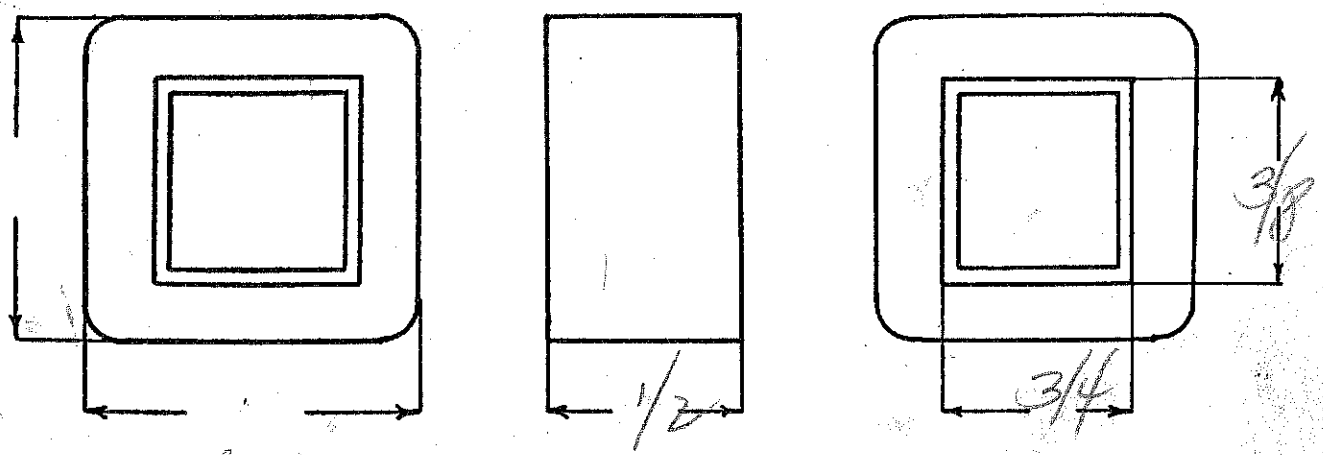
TUBE 46007 IMPREGNATION Varnish

CORE GA. 24 GRADE Mn - metal STACK 1X1

MOUNTING K - Ins




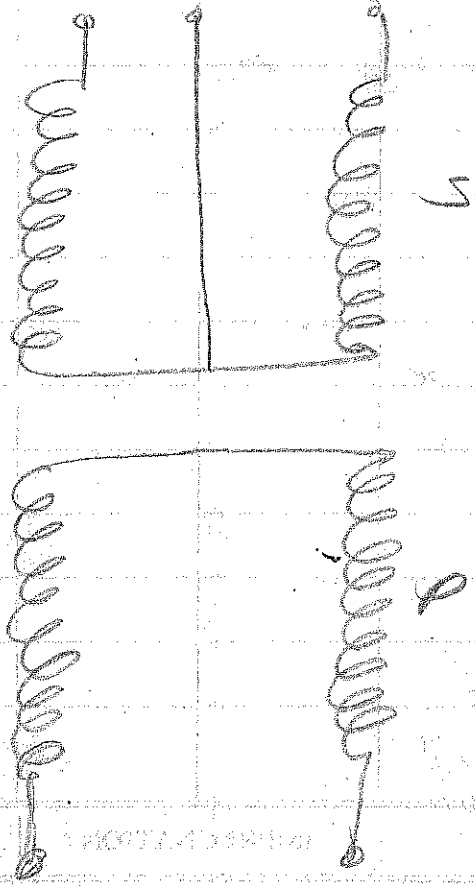
heavy copper shield over trans. inside case

reverse assembly



DESIGNED BY JW

DATE



6F6 triode to PP6L6 class A - 400Vp, 250 screen - 110W output

$P:2S = 2.5:1$

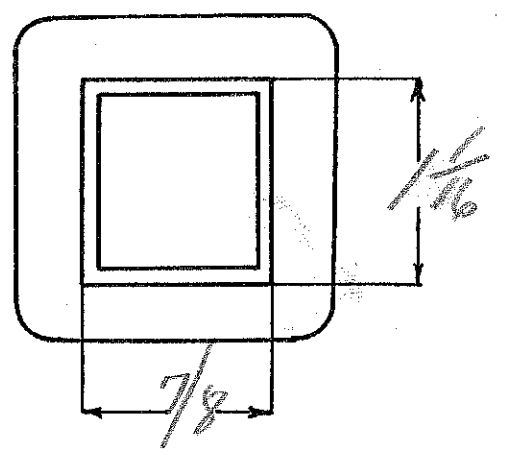

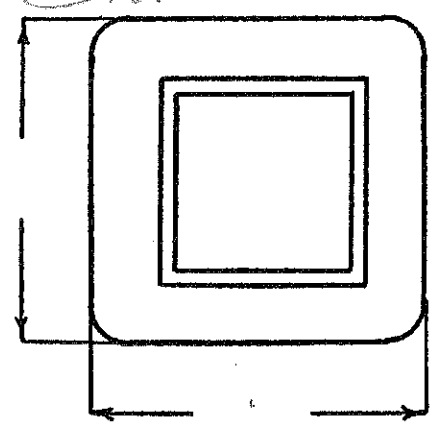
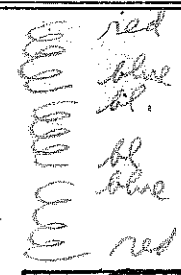
SPEC. NO. 4585

Winding	SEC	PRI	SEC				
Turns	1350	3380	1350				
Taps	—	—	—				
Wind. Lgth.	1 1/16	L	✓				
Wire Size	#34	#34	34				
T. P. L.	135-10	-25	-10				
Finish							
Type Lead	#20	Par Braid					
Lead Lgth.	9"	9"	9"				
Layer Insul.	20#	✓	✓				
Test Volt.							
Wrapper	3L NR 1L007K	3L NR 1L007K	2L005BA				

TUBE 4L007 IMPREGNATION VARNISH

CORE GA. 29 GRADE B STACK 0.05" gap

MOUNTING A



DESIGNED BY Gw

DATE

PP 616 (400VP 250 2000) to Eimac 35F Class B

$P: \frac{1}{2} S = 5:1$

SPEC. NO. 4586

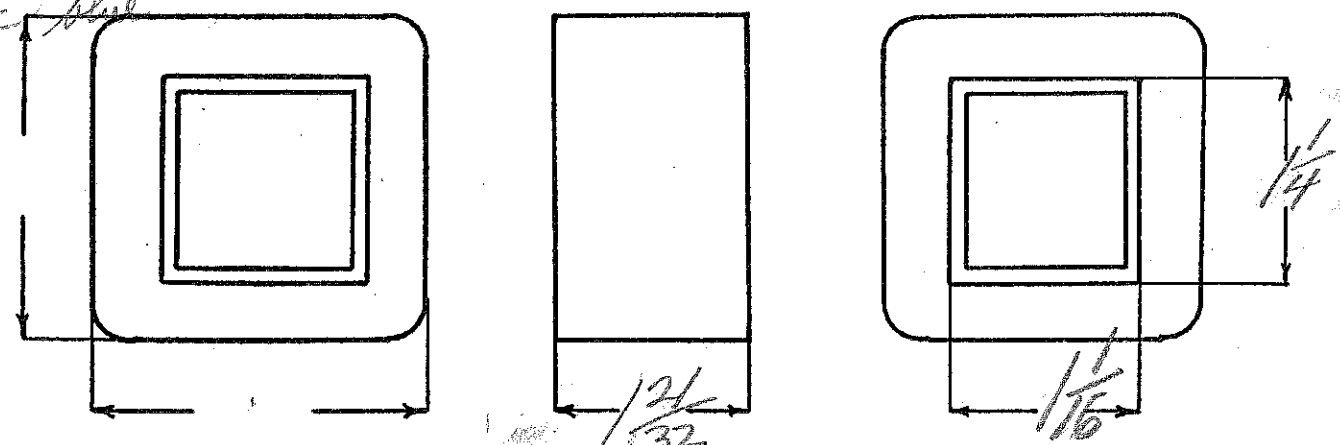
Winding	SEC	PRI	SEC				
Turns	600	3000	600				
Taps	-	-	-				
Wind. Lgth.	$\frac{15}{32}$	✓	✓				
Wire Size	#30	#30	#30				
T. P. L.	120-5	120-26	120-5				
Finish							
Type Lead	# 20 Pa	120					
Lead Lgth.	9"	9"	9"				
Layer Insul.	30#	✓	✓				
Test Volt.							
Wrapper	1100 TUC	1100 TUC	2100 TUC				

TUBE 71007 IMPREGNATION VARNISH

CORE GA. 29 GRADE B STACK 2x2

MOUNTING A

- E red
- E blue
- E black
- E black
- E red
- E blue



DESIGNED BY *AM*

DATE

Ø 35T Class B to 3500 + 5600 ohm, 150ms
 rated 150 watt

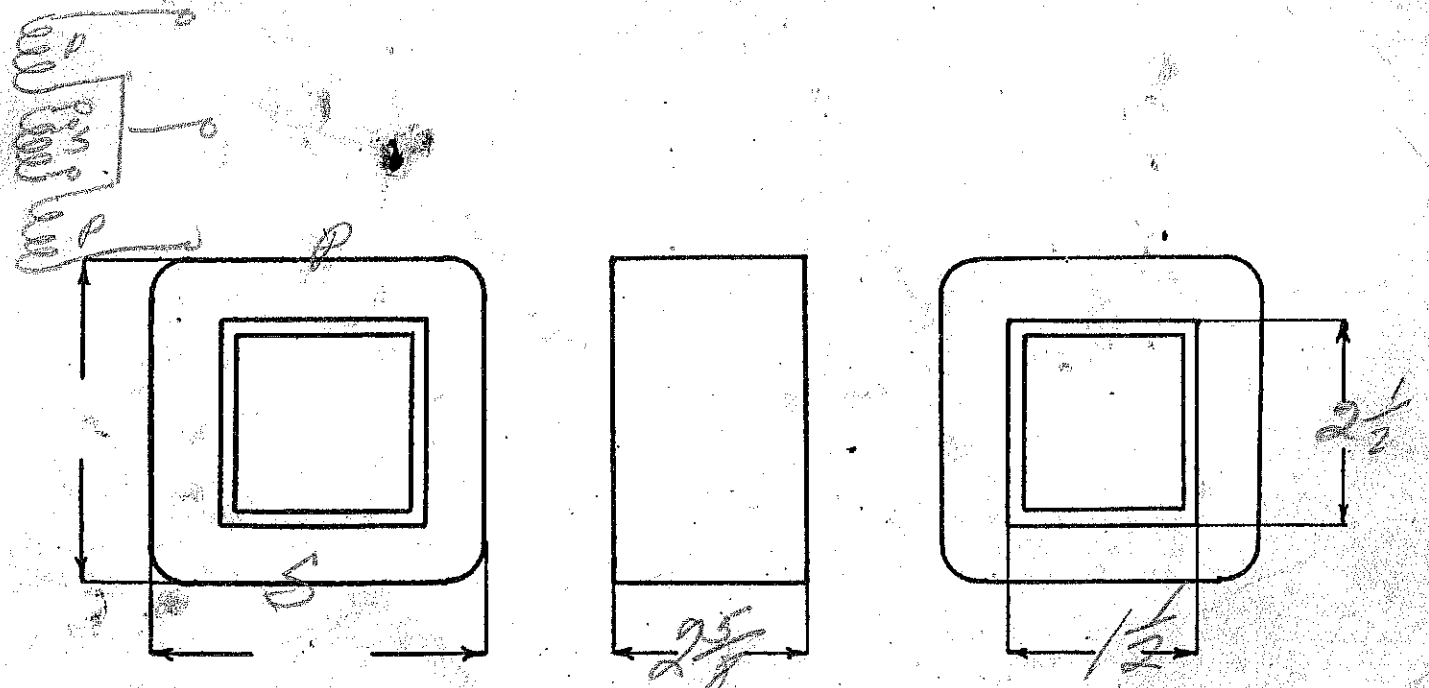
SPEC. NO. 4587

Winding	PRI	SEC	PRI				
Turns	1250	1700	1250				
Taps		1400					
Wind. Lgth.	17/8	✓	✓				
Wire Size	#28	#26	#28				
T. P. L.	125-10	100-17	125-10				
Finish	WIRE ONLY						
Type Lead							
Lead Lgth.	6"	6"	6"				
Layer Insul.	double	20H					
Test Volt.							
Wrapper	21007VC 4LH	21007VC 4LH	21007VC 21005GA				

TUBE 91007H/1007VC IMPREGNATION VARNISH

CORE GA. 24 GRADE D STACK .020" gap

MOUNTING J



DESIGNED BY Geo

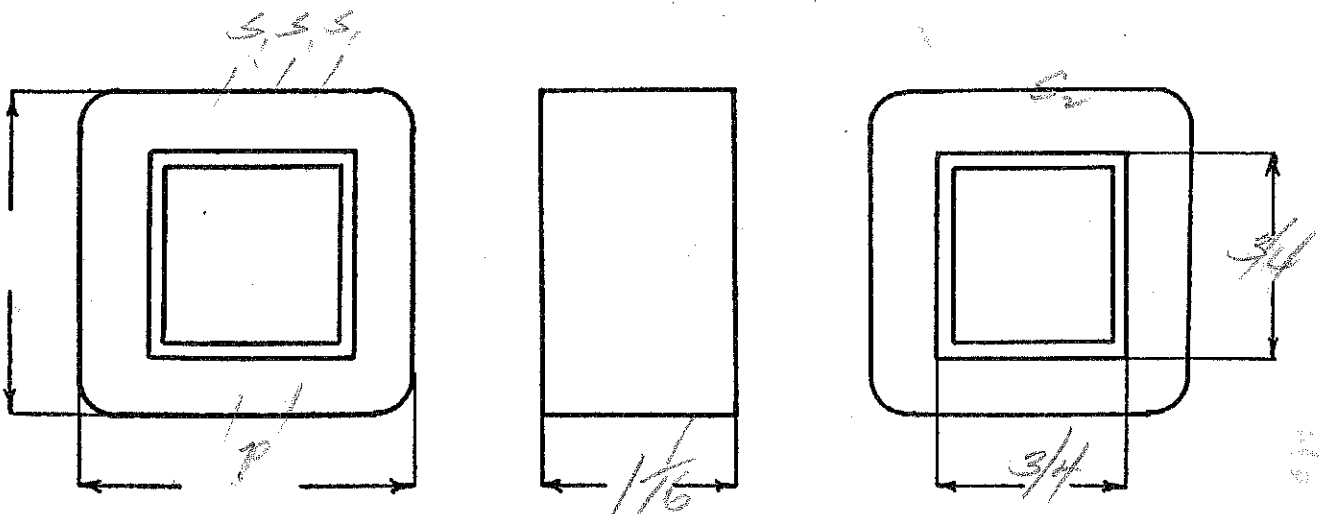
DATE 11/29/58

50Ω to PP guide on 600 ohm line

GEO. F. WUNDERLICH

SPEC. NO. 4588

Winding	S ₁	P	S ₂				
Turns	9000	200	700				
Taps	4500	—	—				
Wind. Lgth.	7/8						
Wire Size	#41	#27	#33				
T. P. L.	265-34	50-4	101-7				
Finish							
Type Lead	Silver Braid						
Lead Lgth.	3"	3"	3"				
Layer Insul.	12#	30#	30#				
Test Volt.							
Wrapper	1/005VC 46A	1/005VC	2/005GA				
TUBE	56007			IMPREGNATION	VARNISH		
CORE	GA.	29	GRADE	B	STACK	2x2	
MOUNTING D							



DESIGNED BY *GW*

DATE 11/10/58

Class B input similar to 5594

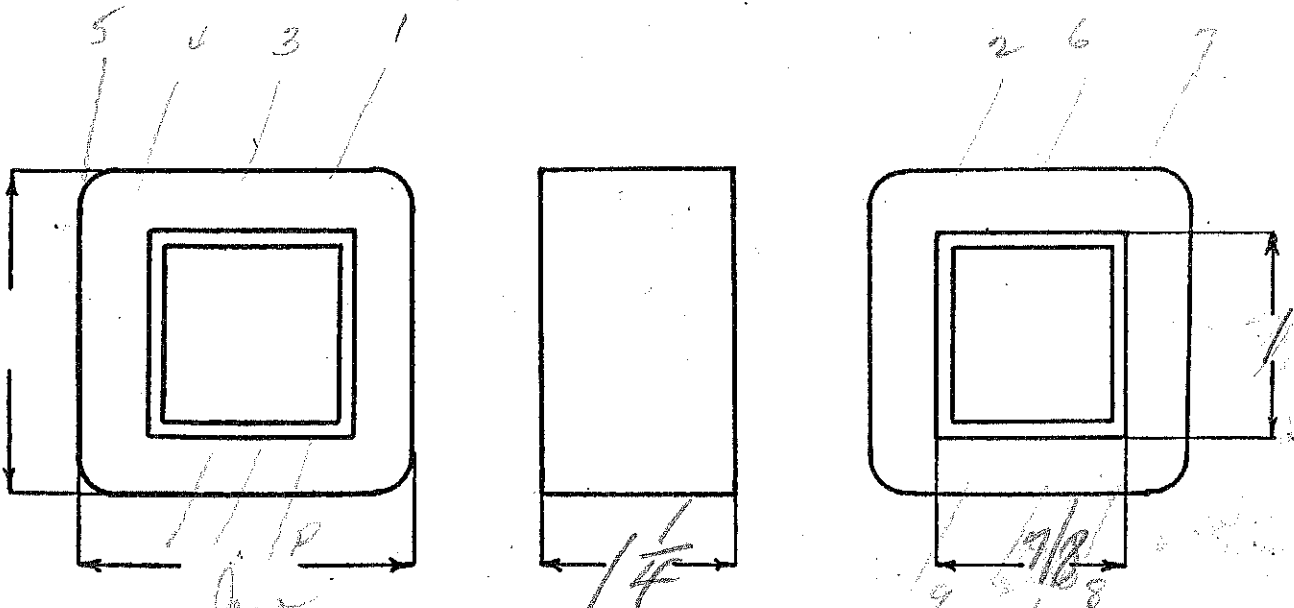
SPEC. NO. 4589

Winding	PRI	SEC				
Turns	2170	4340				
Taps	1085	465-930-1240-2170-3100-3440-3875				
Wind. Lgth.	1 1/16	1 1/16				
Wire Size	#35	#35				
T. P. L.	155-14	155-28				
Finish	SEP	Bz				
Type Lead						
Lead Lgth.	3"	3"				
Layer Insul.	20#	20#				
Test Volt.						
Wrapper	K007VC	21005GA				

TUBE 5L007 IMPREGNATION Varnish

CORE GA. 29 GRADE B STACK 2x2

MOUNTING D



DESIGNED BY gwo

DATE 11/2/38

Class B output similar to 52531

SPEC. NO. 4590

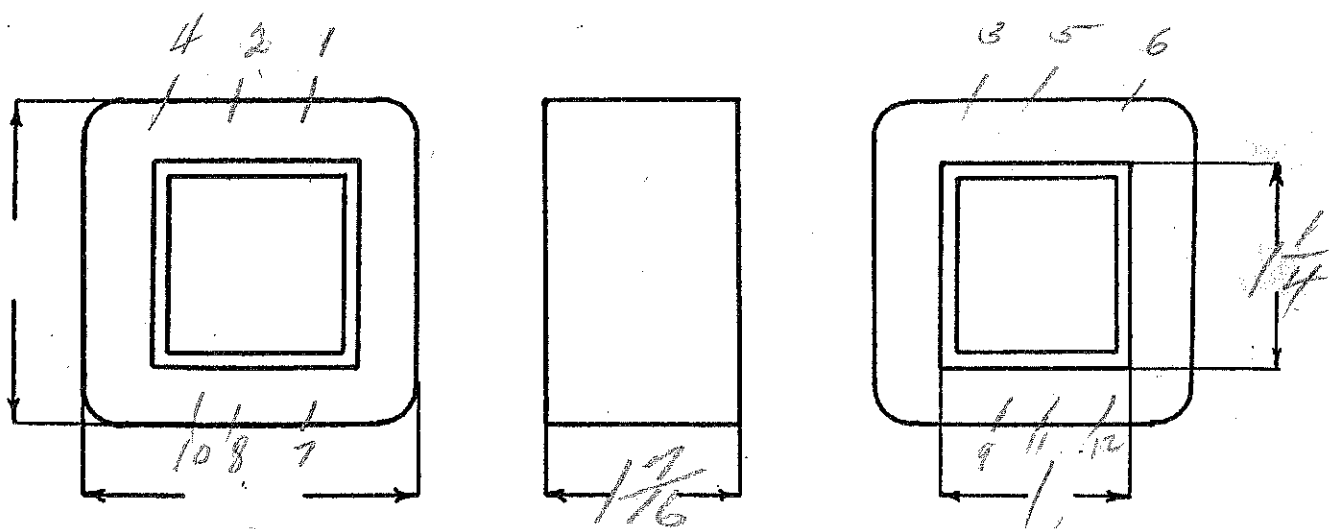
Winding	#1	#2	#3	#4			
Turns	1000	1200	1200	1000			
Taps	450	833	366	550			
Wind. Lgth.	1.25						
Wire Size	#32	#32	#32	#32			
T. P. L.	140	✓	✓	✓			
Finish					finish over mica		
Type Lead	Six Braided						
Lead Lgth.	3"	3"	3"	3"			
Layer Insul.	30A	✓	✓	✓			
Test Volt.	2500						
Wrapper	2L005VC	2L005VC	2L005VC	1L005VC 2L005GA			

TUBE 61007 IMPREGNATION varnish dip-lamination

CORE GA. 29 GRADE B STACK 005" / 1/4"





MOUNTING BB

heavy finishing



DESIGNED BY RW

DATE 11/10/38

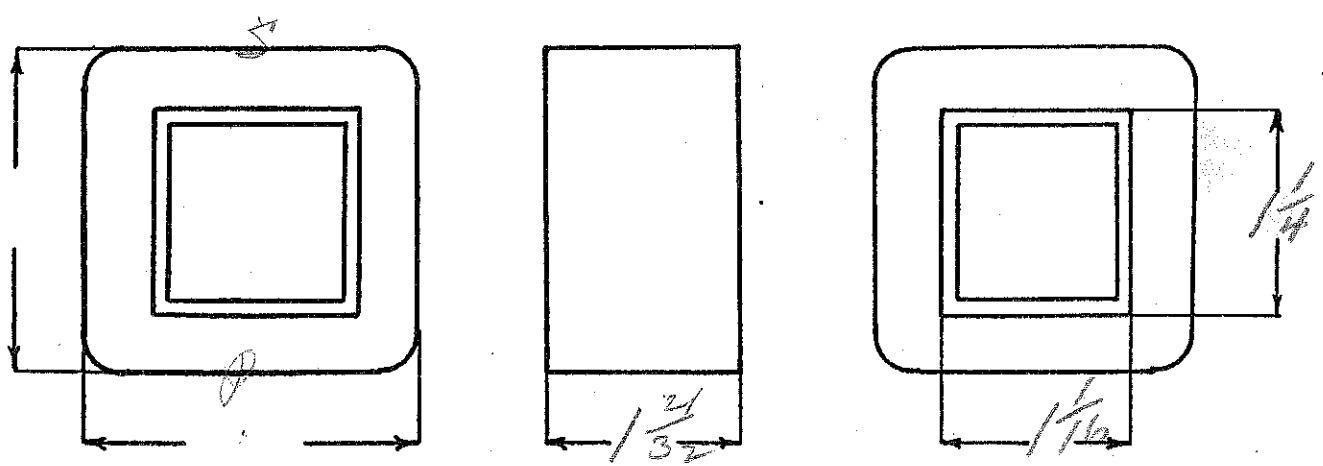


OP 626 (6600 ohm) to 1.875, 3.75, 12

25 wires

SPEC. NO. 4591

Winding	PR1	SEC				
Turns	2200	52 blue	40 black			
Taps	1100	37 green				
Wind. Lgth.	1 15/32	0.100				
Wire Size	#30	#17	#20			
T. P. L.	123-18					
Finish						
Type Lead	#17 ²⁰ Pb	wire only				
Lead Lgth.	9"	9"	9"			
Layer Insul.	30 #					
Test Volt.						
Wrapper	310058A		210056A			
TUBE	7L007	IMPREGNATION		Varnish		
CORE	GA. 24	GRADE B		STACK 2x2		
MOUNTING	A					



DESIGNED BY *RW*

DATE 11/1/38

MIKE

VALLEY RADIO SUPPLY

P-502
S-200,000

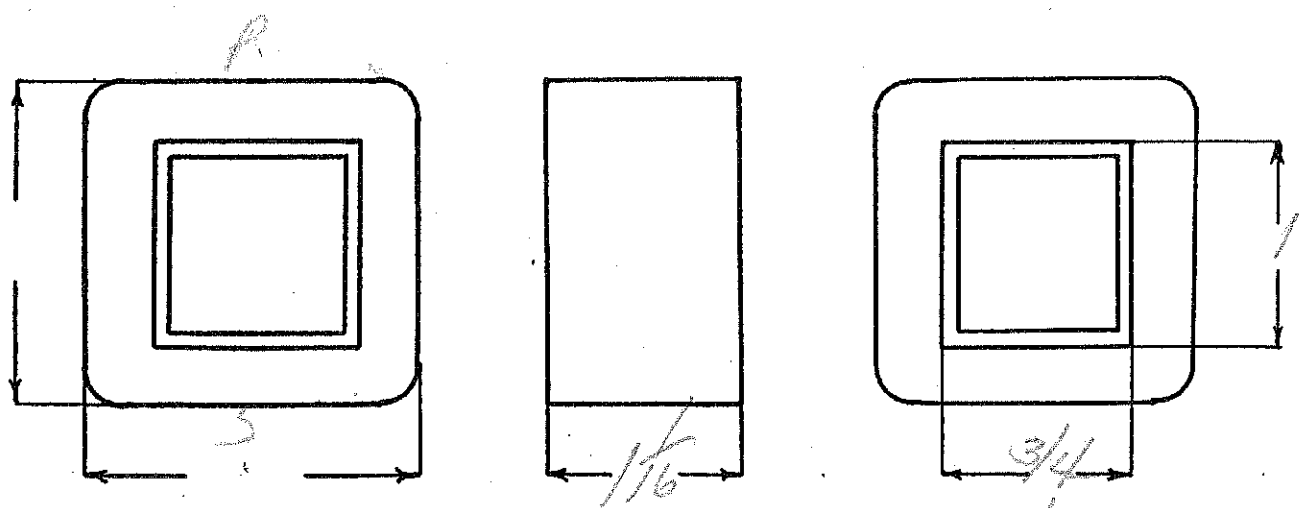
SPEC. NO. 4592

Winding	P	S					
Turns	160	11,000					
Taps							
Wind. Lgth.	7/8						
Wire Size	#25	#41					
T. P. L.	41-4	262-42					
Finish							
Type Lead	SW/B						
Lead Lgth.	3"	3"					
Layer Insul.	30 #	12 #					
Test Volt.							
Wrapper	1600 SVC	2100 SGA					

TUBE	6L007	IMPREGNATION	Varnish
------	-------	--------------	---------

CORE	GA. 21	GRADE B	STACK 212
------	--------	---------	-----------

MOUNTING D



DESIGNED BY gw

DATE 10/28/38

CLASS B

modulation transformer

P-5000

S-5000

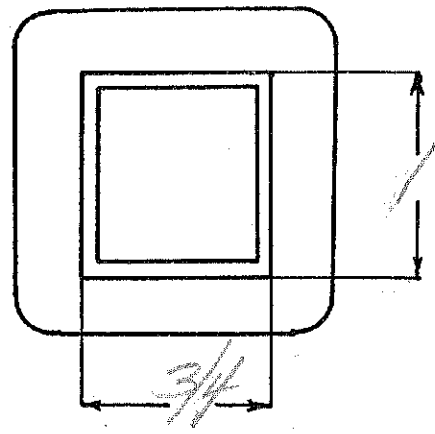

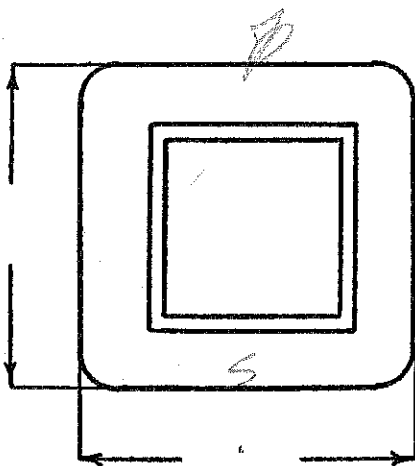
SPEC. NO. 4593

Winding	P	S				
Turns	1600	1630				
Taps	800	—				
Wind. Lgth.	7/8	—				
Wire Size	#34	#33				
T. P. L.	115-16	102-16				
Finish						
Type Lead	5cl	1/2				
Lead Lgth.	3"	3"				
Layer Insul.	-20#	20#				
Test Volt.						
Wrapper	1000VC	3005GA				

TUBE 5007 IMPREGNATION Varnish

CORE 34x1 GA. 29 GRADE B STACK 005" gap

MOUNTING D



DESIGNED BY [Signature]

DATE 10/28/38

45 ohm CT. to grid (59,000)

Two Coils

SPEC. NO. 4594

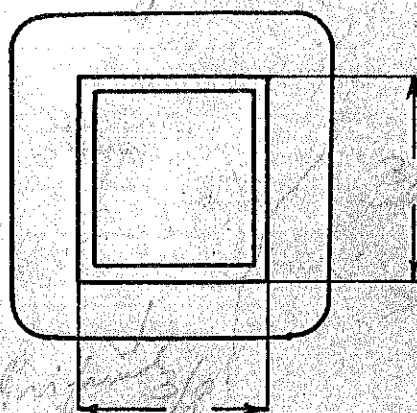
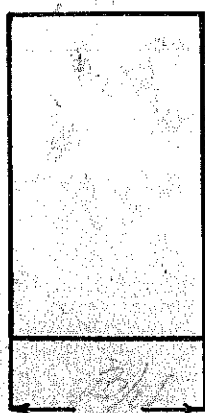
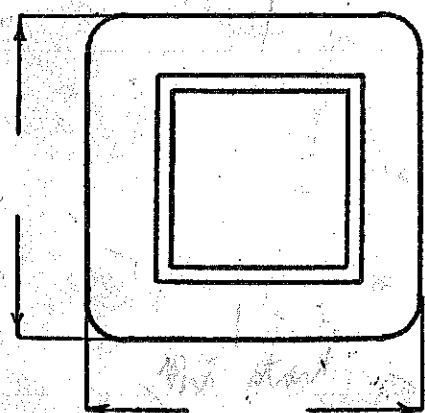
Winding	SEC	PRI				
Turns	3000	92				
Taps	—	—			Sec - Starts - 14" Red	
Wind. Lgth.	5/8	5/8			Sec - Finish - 3" Silver	
Wire Size	#40	#29			Pri - Starts - 6" Silver	
T. P. L.	150-20	46-2			Pri - Finish - 1/4" Black	
Finish						
Type Lead	Chime lead	Chime lead				
Lead Lgth.	over					
Layer Insul.	12#	40#				
Test Volt.						
Wrapper	1205VC	1205GA				

TUBE	52007	IMPREGNATION	Vakush
------	-------	--------------	--------

CORE	1/2" E. 75	GA.	29	GRADE	B	STACK	1/1
------	------------	-----	----	-------	---	-------	-----

MOUNTING special case

wrap 1 layer over case around trans before placing in case



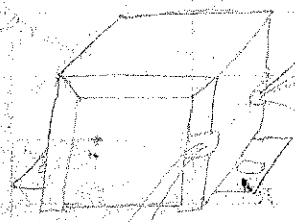
DESIGNED BY *GW*

DATE 11/1/38

Special 20 ga sheet metallic aluminum paint finish
or lacquer

P - 10" out of case black

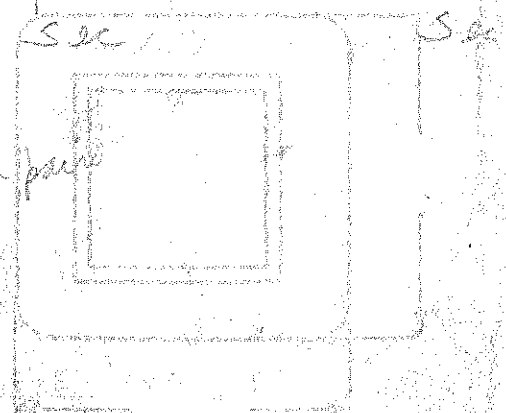

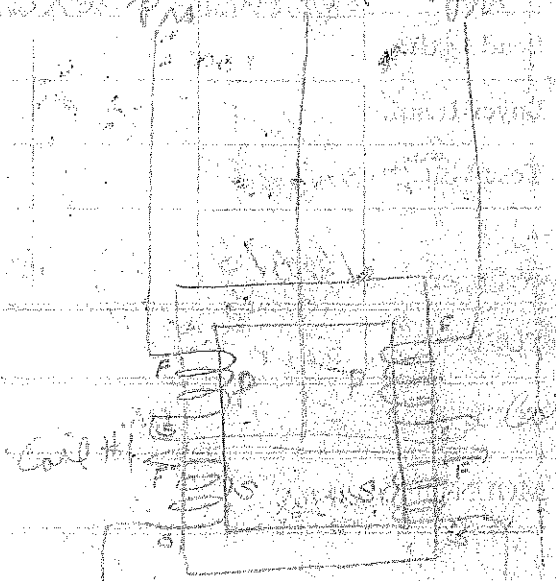

P - 10" out of case



All ground lead - 4" out of case

53
10" out of case
red

make primary of this



finish in pair

6V6 to 500 or 4 ohms
(6000)

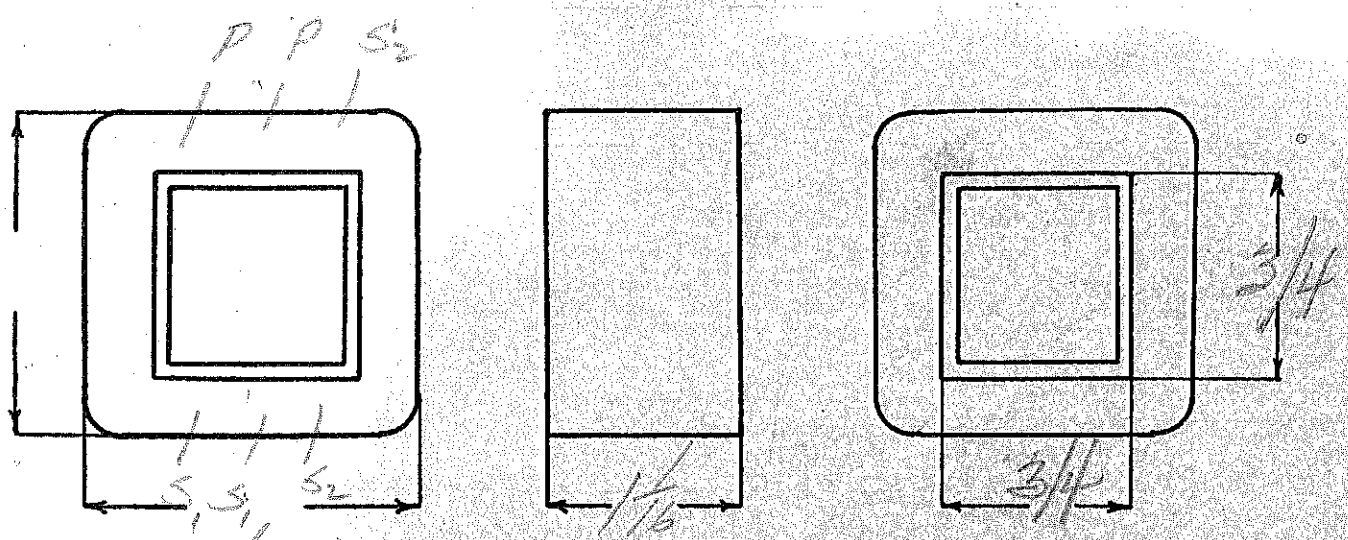
SPEC. NO. 4595

Winding	PR1	S ₁	S ₂			
Turns	2500	700	62			
Taps	—	—				
Wind. Lgth.	7/8	—				
Wire Size	#36	#32	#22			
T. P. L.	140-18	89.8	22			
Finish						
Type Lead	sil Mn	✓	W.O.			
Lead Lgth.	3"	✓	3"			
Layer Insul.	20#	30#				
Test Volt.						
Wrapper	1005VC	2005GA	2005GA			

TUBE 52007 IMPREGNATION Varnish

CORE GA. 29 GRADE B STACK, .005" gap

MOUNTING D



DESIGNED BY *gaw*

DATE 11/2/38

PP plates (10,000 r) to 5000 c T

4 Watts on Poin

2002926

SPEC. NO. 4596

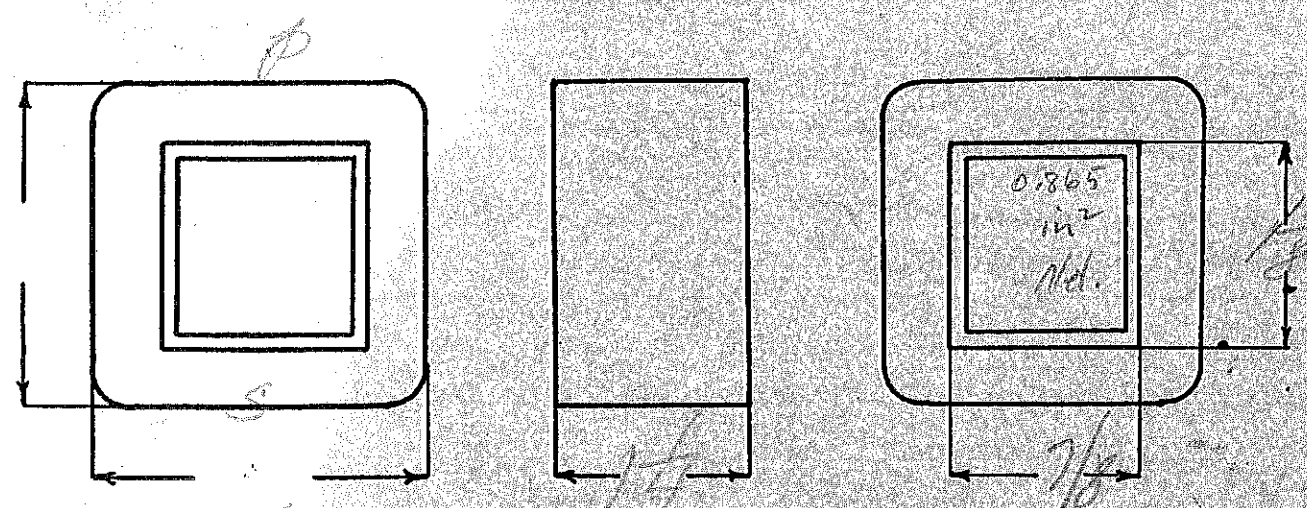
Winding	PR1	SEC				
Turns	3200	700				
Taps	1600	350				
Wind. Lgth.	1 1/8	1 1/8				
Wire Size	#34	#30				
T. P. L.	135-24	88-8				
Finish						
Type Lead	#20 PR					
Lead Lgth.	9"	9"				
Layer Insul.	20 #	30 #				
Test Volt.						
Wrapper	1007VC 3/16"	21045GA				

TUBE 56007 IMPREGNATION Varnish

CORE GA. 29 GRADE B STACK 212

MOUNTING A A


C = 795 @ 50ma
 Fe = 65 @ 25v
 TPV = 16 @ 200V P to P



DESIGNED BY *SW*

DATE 11/2/58

10,000w





500w

$$T = 3200 - 700$$

$$T_R = 4.57 - 1$$

$$Z_R = 20.9 - 1$$

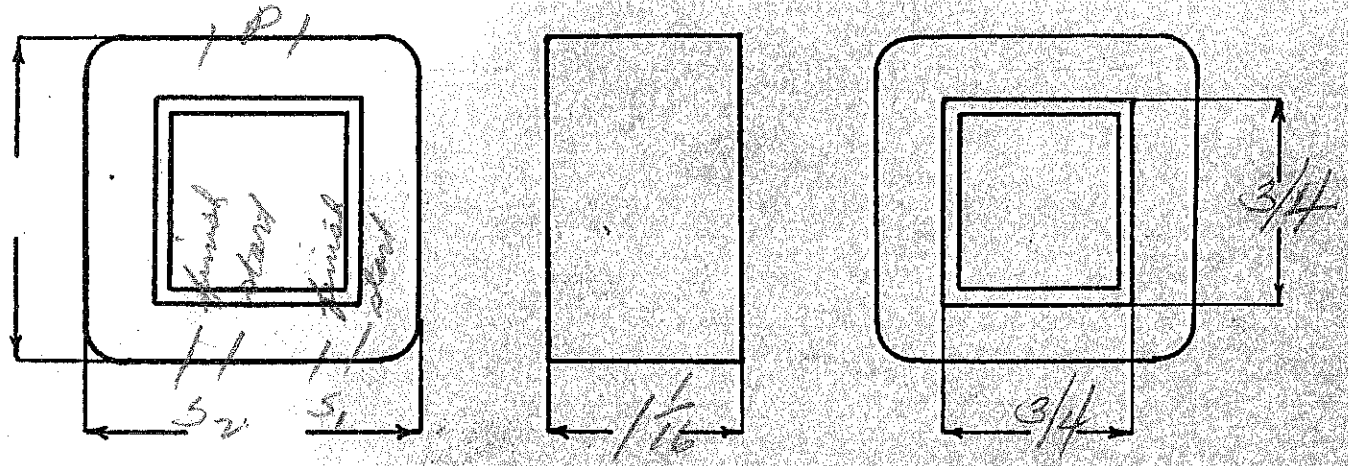
$$Z = 10,450 - 500$$



3-6CS parallel p/c to 2-125 ohm - sec to carry 50 ma dc

SPEC. NO. 4597

Winding	PR1	SEC	SEC				
Turns	2250	400	400				
Taps	—	—	—				
Wind. Lgth.	7/8						
Wire Size	#36	#30	#30				
T. P. L.	141-16	70-6	70-6				
Finish							
Type Lead	Sil Braid						
Lead Lgth.	3"	3"	3"				
Layer Insul.	20#	30#	✓				
Test Volt.							
Wrapper	3LBR 1005VC	3LBR 1005VE	2005GA				
TUBE	52007		IMPREGNATION		Varnish		
CORE	GA. 29		GRADE B		STACK .005" gap		
MOUNTING	D						



DESIGNED BY GW

DATE 11/14/38

2- 125 ohm to grid - pi to 100,000 ohm
2- 125 ohm to 125,000 ohm

SPEC. NO. 4578

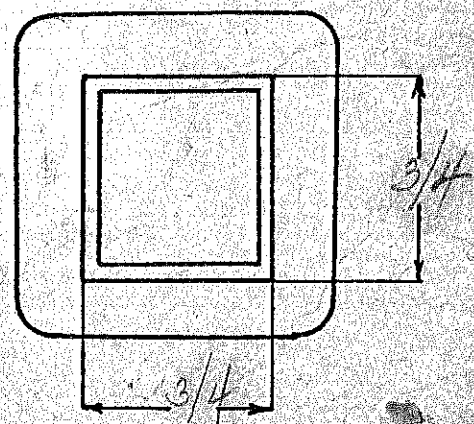
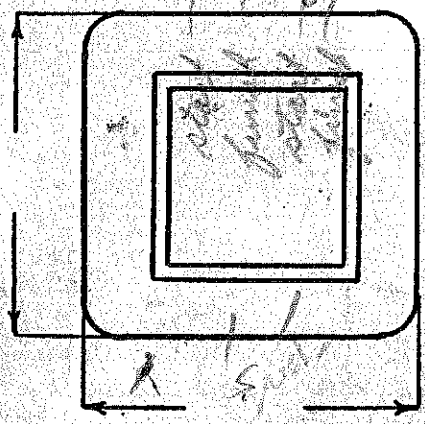
AUDIO

Winding	SEC	P ₁	P ₂			
Turns	9800	290	290			
Taps	-	-	-			
Wind. Lgth.	7/8	✓	✓			
Wire Size	#40	#30	#30			
T. P. L.	73-42	73-4	73-4			
Finish						
Type Lead	sil Braid SEE JOB SHEET					
Lead Lgth.	3"	3"	3"			
Layer Insul.	12#	20#	✓			
Test Volt.						
Wrapper	3L 1005VC	1005VC	2005GA			

TUBE 5L007 IMPREGNATION Varnish

CORE GA. 29 GRADE B STACK 003

MOUNTING D or K



DESIGNED BY SW

DATE 11/04/38

665 pt to 2-125Ω (sec. to carry 50 ma dc)
same as 4578

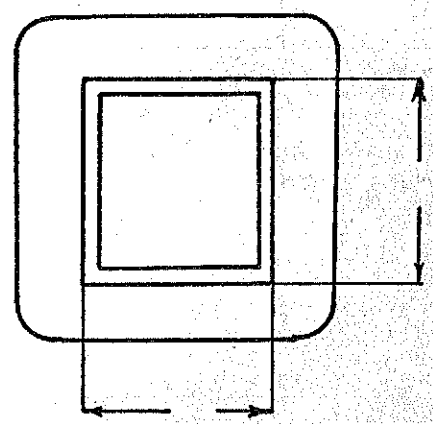

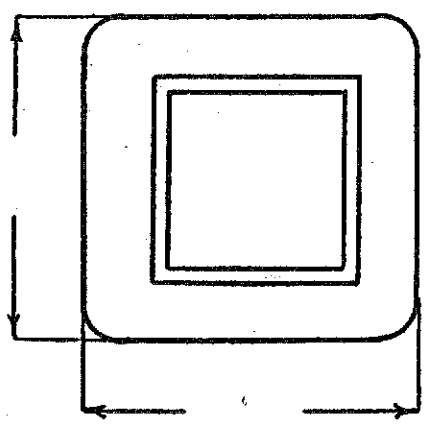
SPEC. NO. 4599

Winding							
Turns							
Taps							
Wind. Lgth.							
Wire Size							
T. P. L.							
Finish							
Type Lead							
Lead Lgth.							
Layer Insul.							
Test Volt.							
Wrapper							

TUBE		IMPREGNATION	
------	--	--------------	--

CORE	GA.	GRADE	STACK
------	-----	-------	-------

MOUNTING



DESIGNED BY

DATE