

6N7 plate to PP6V6

reverse of 1331

SPEC. NO. 4601

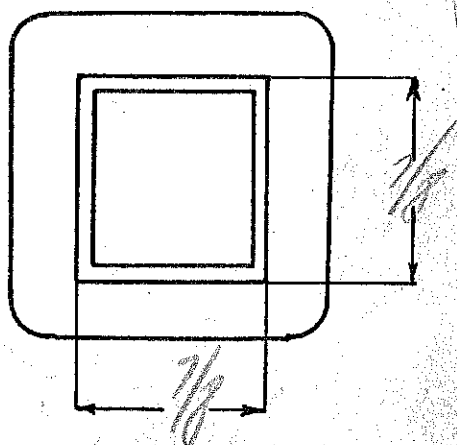
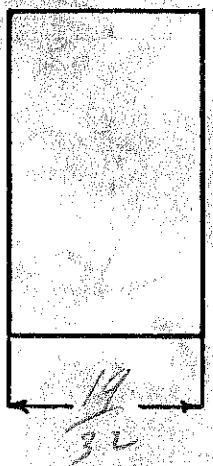
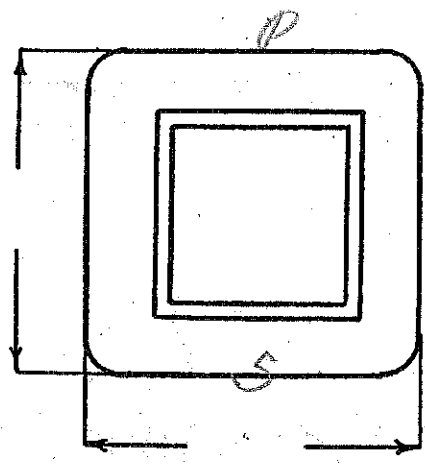
Winding	SEC	PR1				
Turns	3600	5000	(Primary is wound first)			
Taps						
Wind. Lgth.	7/16	7/16				
Wire Size	#40	#40				
T. P. L.	113	113				
Finish	sil Br					
Type Lead						
Lead Lgth.	3"	3"				
Layer Insul.	12#	12#				
Test Volt.						
Wrapper	1000VC 5L/2L	2005GA				

TUBE 7607 IMPREGNATION Varnish

CORE GA. 29 GRADE A STACK 212

MOUNTING D



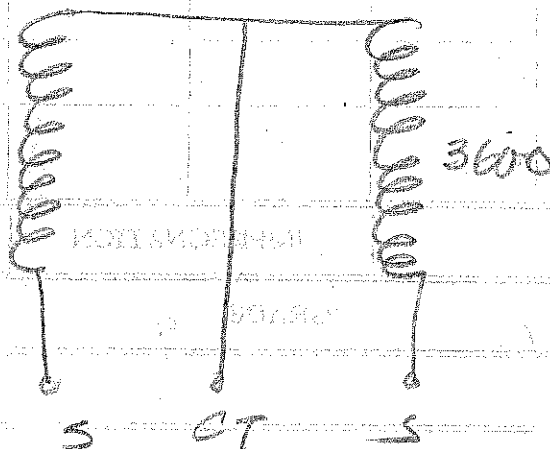
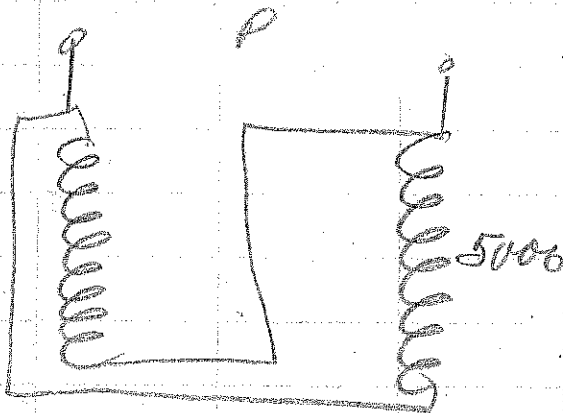
over



DESIGNED BY *SW*

DATE 11/14/38

Reverse Assembly



500 or 1252 to grid

2
Disc

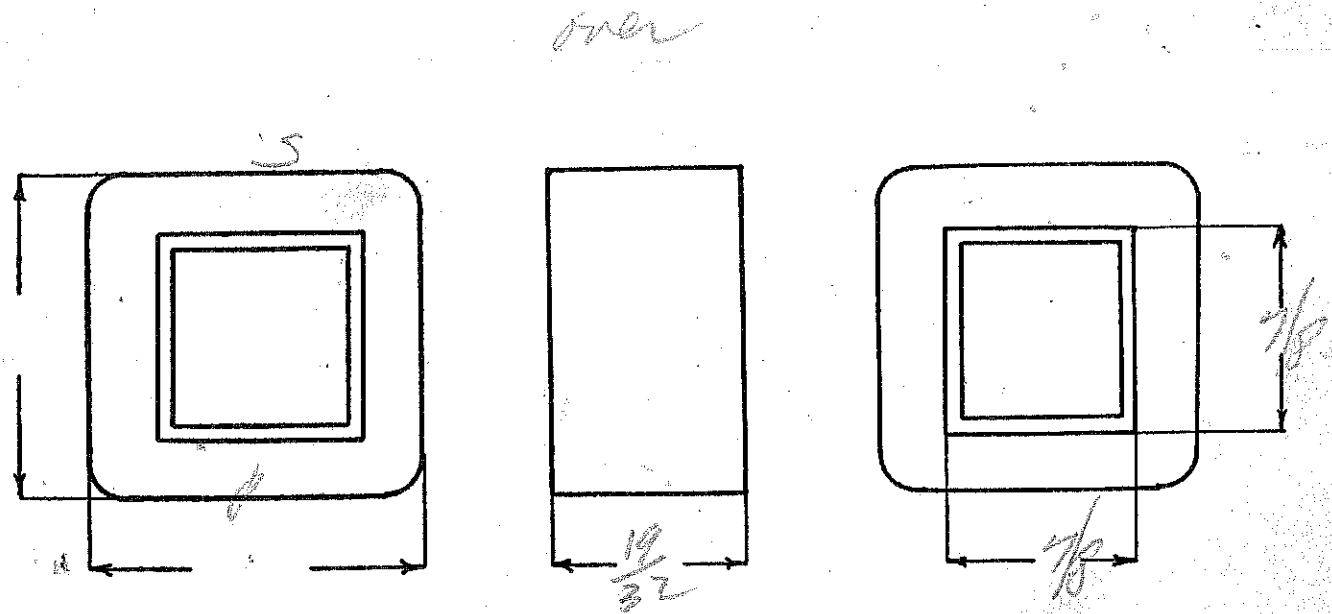
SPEC. NO. 4602

Winding	SEC	PRI					
Turns	5000	350					
Taps		✓					
Wind. Lgth.	7/16						
Wire Size	#40	#31					
T. P. L.	110-46	45-8					
Finish							
Type Lead	50/B	✓					
Lead Lgth.	3"	3"					
Layer Insul.	12#						
Test Volt.							
Wrapper	26# 160510	200560					

TUBE 7607 IMPREGNATION Varnish

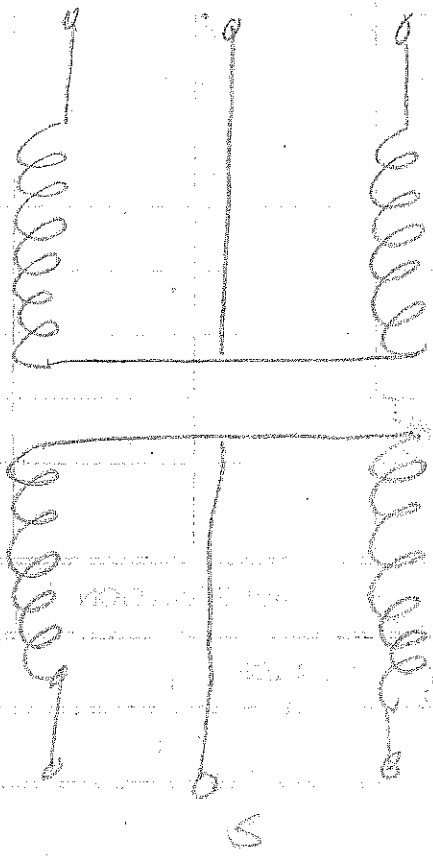
CORE GA. 29 GRADE A STACK 2X2

MOUNTING D



DESIGNED BY




DATE



st. tape

nick-tap

reverse assembly

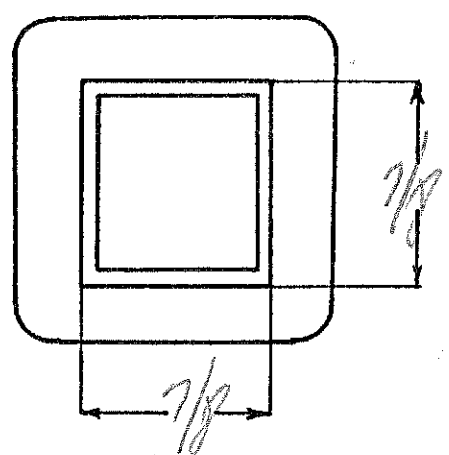

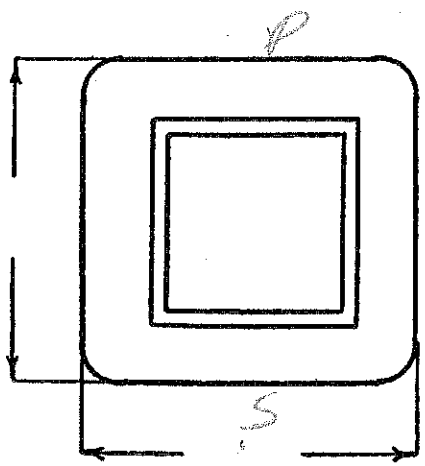


10,000 ohm pt to 500 ohm line

SPEC. NO. 4603

Winding	<i>P</i>	<i>S</i>					
Turns	<i>2000</i>	<i>480</i>					
Taps	<i>—</i>	<i>—</i>					
Wind. Lgth.	<i>7/16</i>						
Wire Size	<i>#39</i>	<i>#29</i>					
T. P. L.	<i>100-20</i>	<i>31-14</i>					
Finish							
Type Lead	<i>SIL</i>						
Lead Lgth.	<i>3"</i>	<i>3"</i>					
Layer Insul.	<i>12#</i>	<i>30#</i>					
Test Volt.							
Wrapper	<i>1007VC</i>	<i>2600568</i>					
TUBE	<i>7607</i>		IMPREGNATION		<i>Varnish</i>		
CORE	GA.	<i>29</i>	GRADE	<i>B</i>	STACK	<i>202</i>	
MOUNTING	<i>D</i>						

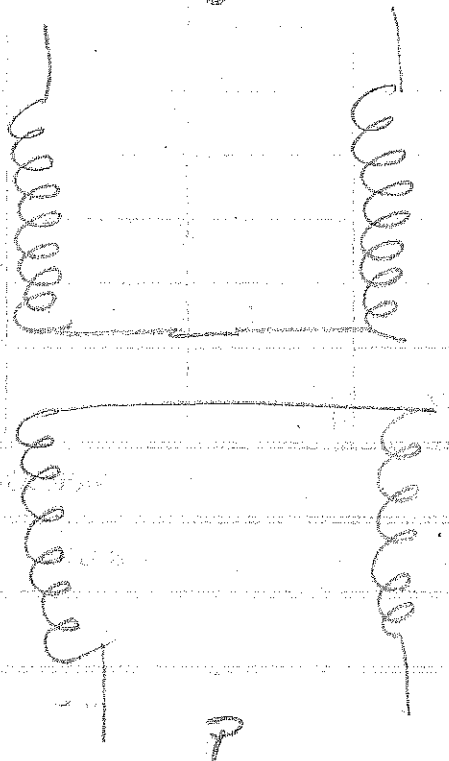
over



DESIGNED BY

DATE




174 10/50



st-

Reverse assembly

finish



Ep-115
 Es-550VCT-75ma
 Ef-5V-3amp

SPEC. NO. 4604

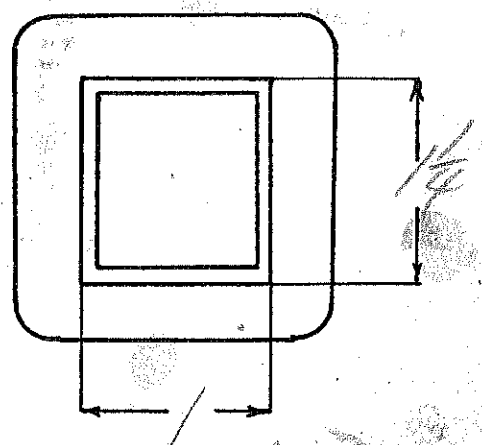
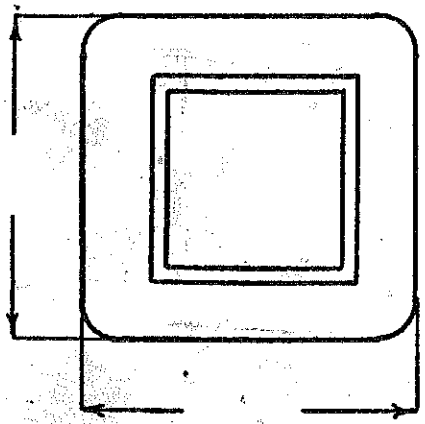
453
 of 1000

Winding	SEC	SH.	P	F		
Turns	2760	155	520	25		
Taps	1380			-		
Wind. Lgth.	1.25					
Wire Size	#34	#34	#26	#18		
T. P. L.	155-18		65-8			
Finish						
Type Lead	#20 D.P.M.	Sil 19	#20 D.P.M.	W.O.		
Lead Lgth.	9"	3"	9"	9"		
Layer Insul.	d-16#		40#			
Test Volt.						
Wrapper	16005V _R	16005V _C	260056 _A	260056 _A		

TUBE 5607 IMPREGNATION Varnish

CORE GA. GRADE STACK

MOUNTING K



DESIGNED BY gsw

DATE 11/18/38

Ep-115
 ES-2300V peak (1700V rms)
 ES-2.5V-2amp

E.R.P.I.

52

SPEC. NO. 4605

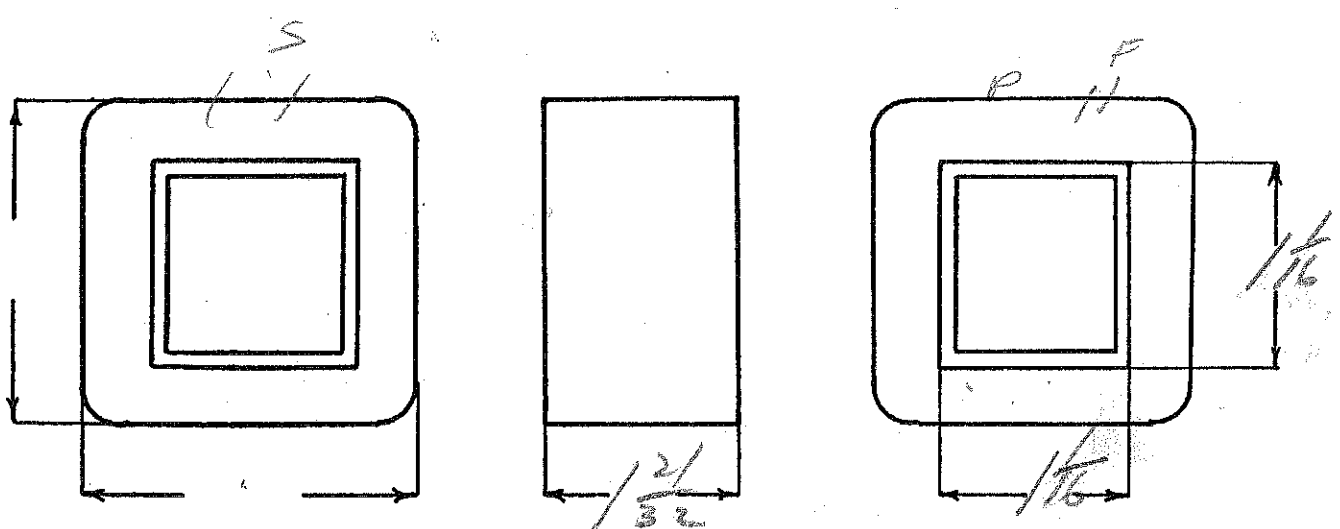
Winding	PR I	SHIELD	SEC	F ₁			
Turns	600	86	8800	15			
Taps	—			—			
Wind. Lgth.	1 15/32		1 7/8				
Wire Size	#27		#39	#20			
T. P. L.	86-7		254-35	1L			
Finish							
Type Lead	S/P M		S/P M	W.O.			
Lead Lgth.	3"		3"	3"			
Layer Insul.	50#		double 16#				
Test Volt.							
Wrapper	1000V/C	3100V/C	3100V/C	2100V/C 2100V/C			

TUBE	71007	IMPREGNATION	Varnish
------	-------	--------------	---------

CORE	GA.	GRADE	STACK
------	-----	-------	-------

MOUNTING B

Heavy finishing - insulate filament



DESIGNED BY *sw*

DATE

Ep-110

110 SIX TUBE UNIT

similar to 4060 - AMA type

Es - 900 - 1100 - 1300 - 1500V - 300Watt

Ef - 10V. Hump

1:1

SPEC. NO. 4606

Winding	SEC		PRI	FL			
Turns	1770		120	12			
Taps	1530-1300-1060			6			
Wind. Lgth.	2 1/4						
Wire Size	#25		#12	#16			
T. P. L.	118-15		5L				
Finish			wire only				
Type Lead							
Lead Lgth.							
Layer Insul.	double 40#		007K				
Test Volt.							
Wrapper	2L007VC 2L005GA						

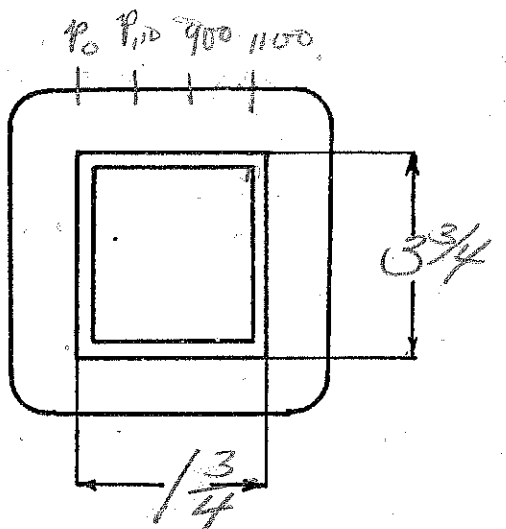

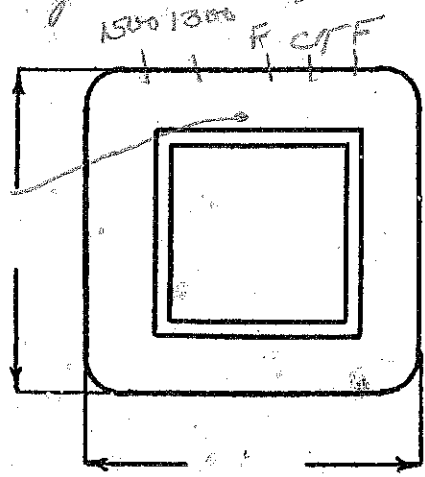
TUBE	9L007+16007VC	IMPREGNATION	VARNISH
------	---------------	--------------	---------

CORE	GA.	GRADE	STACK
------	-----	-------	-------

MOUNTING C - Closed type - Aluminum Shell, SM. Bracket.

Sec start # 20 Dulac - 8" long - 2L007VC
2L005GA under panel

Lugs must be evenly spaced



DESIGNED BY *Quisenberry*

DATE 12/12/38

Filament transformer

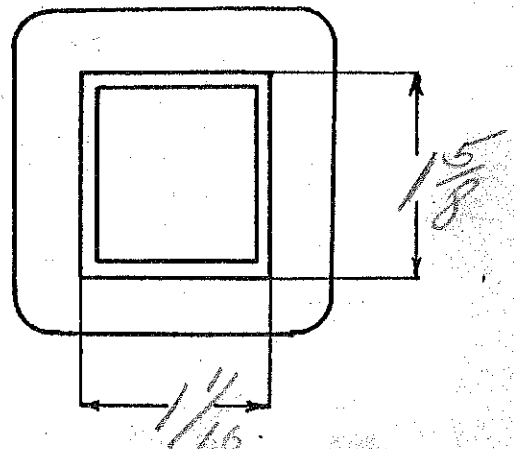

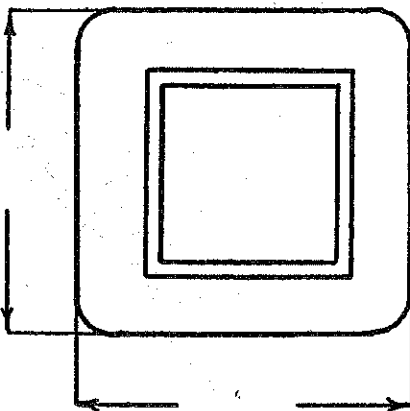
KAPR

Ep - 110
Es - 48V - 5amp

E_{F1} - 2.5V - 10amp - 3500V Ins
E_{F2} - 12V - 3amp

SPEC. NO. 4607

Winding	Sec	Pri	F ₁ ^{White}	F ₂ ^{Dark}		
Turns	190	400	48	10		
Taps	-	-	-	-		
Wind. Lgth.	1 ¹⁵ / ₃₂					
Wire Size	#25	#22	#17	#12		
T. P. L.	65-3	50-8	25-2	10		
Finish						
Type Lead	Pr. Br.		Wire on	Cambrie & Dacron		
Lead Lgth.	9"	9"	9"	9"		
Layer Insul.	30 th	50 th	1L005 GA			
Test Volt.				3500		
Wrapper	1L007KC	2L005GA	1L007YC 2L005GA	1L007YC 2L005GA		
TUBE	7L007 GK		IMPREGNATION		Varnish	
CORE	1/16 x 15/8	GA. 24	GRADE D		STACK 2x2	
MOUNTING	A					



DESIGNED BY

9024

DATE

4/28/38

E_p = 120
 E_c = 100 VCT - 15 MA
 E_p = 5V - 6.3V
 E_p = 6V - 3 amp

N_e = 9.59

GILFILLAN BR65
(PACKED - BEGS)

SPEC. NO. 4608

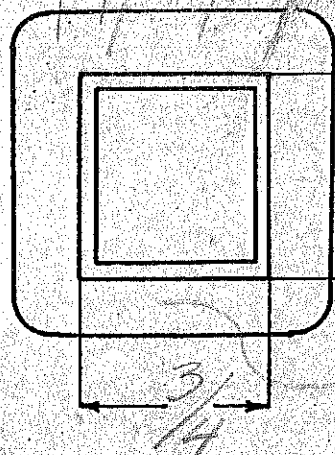
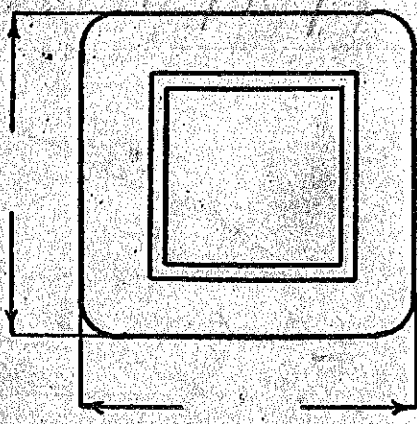
Winding	Sec	Shield	Pr	Fi	Fi		
Turns	2240	100	1150	67	55		
Taps	1120						
Wind. Lgth.	3/8						
Wire Size	#40	#33	#33	#26	#22		
T. P. L.	224-10		97.72	36.2	29.2		
Finish							
Type Lead	#22	Kelac					
Lead Lgth.	9"						
Layer Insul.	16 th		30 th	50 th			
Test Volt.							
Wrapper	1L005VP	1L005VP	1L005GA	1L005GA	1L005GA		
			2L005GK	2L005GK	2L005GK		

TUBE 42007 IMPREGNATION Varnish

CORE 3/16 24 GA. 24 GRADE D STACK 222

MOUNTING D with end screws over coil SA

Do not anchor P.T.



DESIGNED BY *gwr*

DATE 11/05/38

E - 120

E_s - 200 V. C. T. - 15 Ma.

N/E = 9.59

E_p - 5 V. - 1.5 Amp.

E_p - 6 V. - 3 Amp.

SPEC. NO. 4608 - 25 Cycle

Winding	SEC	SHIELD	PRI	White F ₁	Green F ₂		
Turns	2240	100	1150	67	55		
Taps	1120						
Wind. Lgth.	7/8						
Wire Size	#40	#33	#33	#26	#22		
T. P. L.	224-10		97-12	36-2	29-2		
Finish							
Type Lead	#22	Relac-----		W I R E	O N L Y		
Lead Lgth.	9"						
Layer Insul.	16#		30#	50#			
Test Volt.							
Wrapper	1L.005VP	1L.005VP	1L.005GA OR 2L.005GK	1L.005GA OR 2L.005GK	1L.005GA OR 2L.007GK		

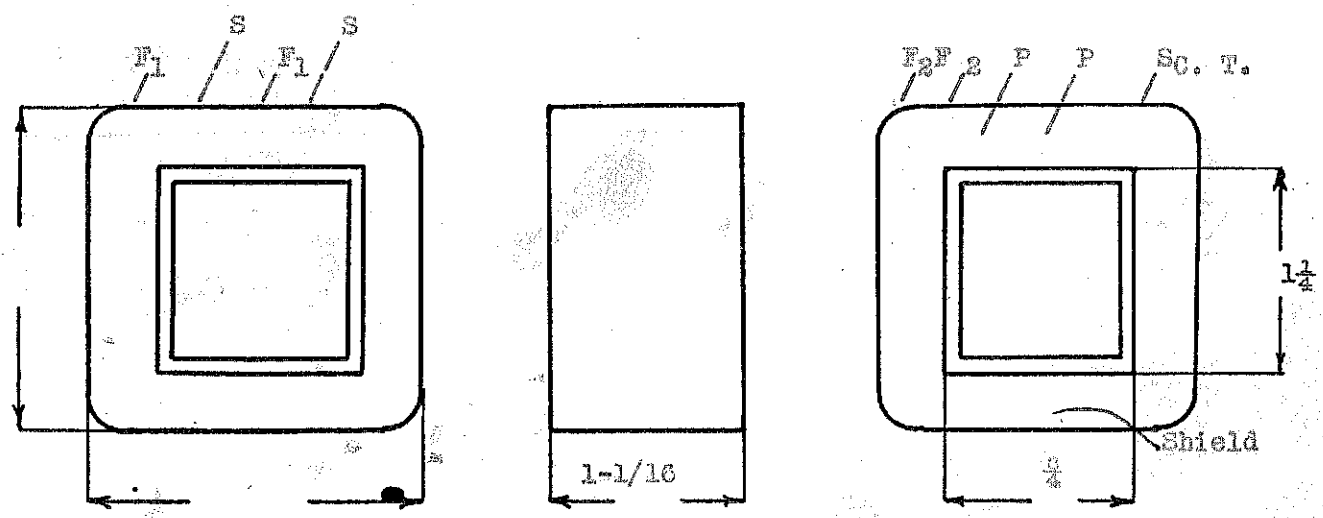
TUBE	4L.007	IMPREGNATION	VARNISH
------	--------	--------------	---------

CORE $\frac{3}{4} \times 1\frac{1}{4}$ GA. 24 GRADE D STACK 2 x 2

MOUNTING SA

6.3 - White

Do not anchor C. T.



DESIGNED BY CW



DATE 11/16/38

LEAD LENGTHS

	Out of Case	Cut
Pri Black	3"	5"
Sec. Red	3" & 4"	5" & 6"
C. T. Blue	3"	5"
5 V. Green	3"	5"
6.3 V. White	3" & 5"	5" & 7"

S = 119
 White F₁ = 7.1
 Green F₂ = 5.85

L = 120
 ES = 118-118
 EF₁ = 6.95
 EF₂ = 5.71 ✓



power transformer

choke input - 866's 120 shims in filter

OK
HWA

P-115 V @ 60 V

S-1880 V. C. T, to deliver 550 V. DC @ 400 Ma (125 Ma. min)

SPEC. NO. 4609

1.62

Winding	SEC	SHIELD	PRI			
Turns	590 → 2320	1 /	184			
Taps	CT - 1160	—	—			
Wind. Lgth.	2 1/2 = 2.25"		3-3/8 = 2.375"			
Wire Size	#25	100 / Cu sheet	#17			
T. P. L.	106-22 L	1	46-4 L			
Finish	79%	—	97%			
Type Lead	#20 dulac	#25	W. O. sleeving			
Lead Lgth.	10"	4"	10"			
Layer Insul.	Double 50	—	.007 Kraft			
Test Volt.	3700V	—	—			
Wrapper	2L.007VC	3L.007CA	3L.007GA			

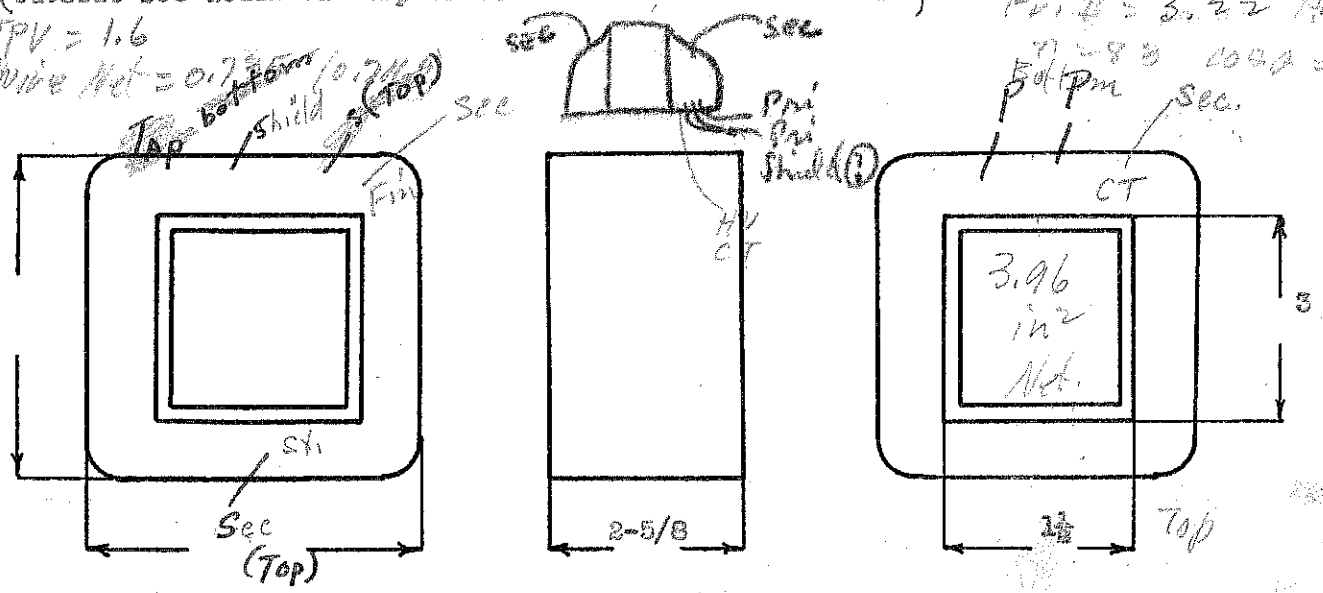
TUBE	9L.007 + 1L.007VC	IMPREGNATION	VARNISH
------	-------------------	--------------	---------

CORE	1 1/2 x 3 EYE	GA.	24	GRADE	D	STACK	2 x 2
------	---------------	-----	----	-------	---	-------	-------

MOUNTING AF - Black

Cu = 1330-638
 Fe = 59.2 @ 600
 (outside sec leads out top of case thru bakelite bushings)
 TPV = 1.6
 wire Net = 0.175

Sec VA = 296
 Pri VA = 370
 Pri I = 3.22 Amp
 n = 8.3
 1000 = 90
 500 Pm
 Sec.



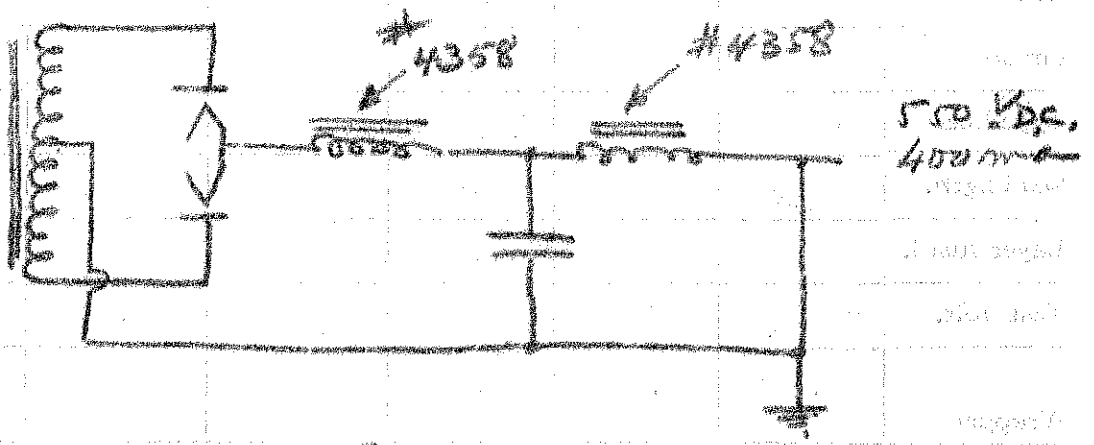


DESIGNED BY GW

OVER

DATE 11/14/58

6.25 set



SPEC. NO. 4610

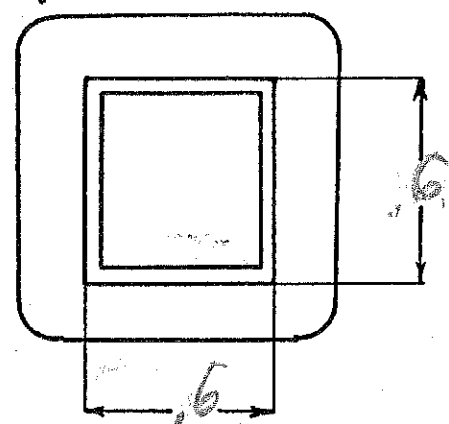

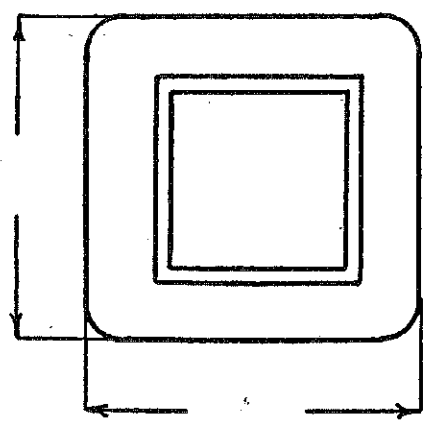

Winding							
Turns	300						
Taps							
Wind. Lgth.	3/4						
Wire Size	#25						
T. P. L.	35-9						
Finish							
Type Lead	#20 DM						
Lead Lgth.	9"						
Layer Insul.	40#						
Test Volt.							
Wrapper	26056A						

TUBE	4007	IMPREGNATION	Varnish
------	------	--------------	---------

CORE	-6	GA.	24	GRADE	STACK	Only
------	----	-----	----	-------	-------	------

MOUNTING *m*

40/41



DESIGNED BY *Geo*

DATE 11/18/38

Special electro-fence coil

SPEC. NO. 4611

Winding	<i>P</i>	<i>S</i>				
Turns	<i>165</i>	<i>2750</i>				
Taps						
Wind. Lgth.	<i>7/8</i>	<i>11/16</i>				
Wire Size	<i>#23</i>	<i>#39</i>				
T. P. L.	<i>33-5</i>	<i>155-18</i>				
Finish	<i>#20 Paper</i>		<i>spiral post and knot layer - double paper</i>			
Type Lead						
Lead Lgth.	<i>6"</i>	<i>6'</i>				
Layer Insul.	<i>40#</i>	<i>16#</i>				
Test Volt.						
Wrapper	<i>2100 W.C. 2100 W.C.</i>	<i>2100 W.C. 2100 W.C.</i>				

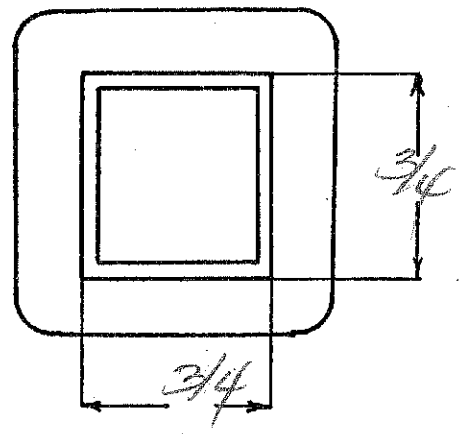

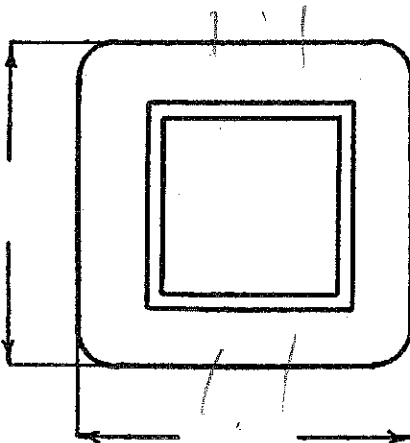
TUBE *5607* IMPREGNATION *Warmish*

CORE GA. *24* GRADE *0* STACK *2x2*

MOUNTING *D*

heavy finishing

20/hr 1mm



DESIGNED BY

Yw

DATE

11/18/38

Ep - 15V - 25mA
 Es - 700VCT - 70 mA
 Ef - 5V - 2amp

RADIO SUPPLY COMPANY
 Ef - 6.3V 2amp

48

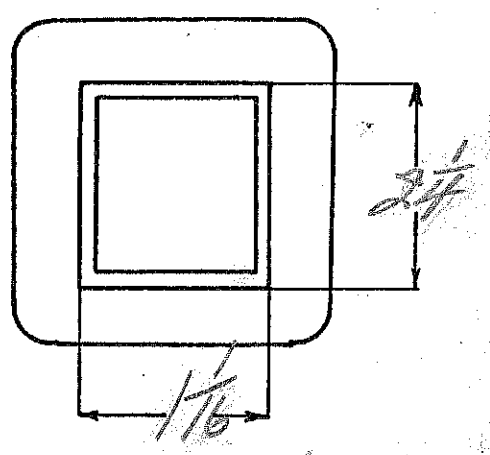

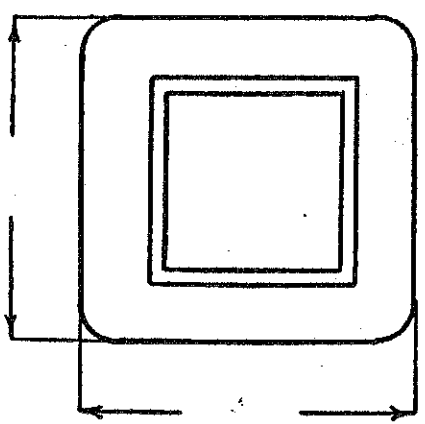
SPEC. NO. 4612-25A

Winding	SEC	SHIELD	PR1	F1	F2		
Turns	3100	173	480	23	29		
Taps	1550			-	15		
Wind. Lgth.	1 15/32						
Wire Size	#33	#33	#23	#19	#19		
T. P. L.	173-18		54-9				
Finish							
Type Lead	#20 varn		#20 varn	wire only			
Lead Lgth.	9"		9"	9"	9"		
Layer Insul.	double 16#		50#				
Test Volt.							
Wrapper	11007VC	11005UC	21007GA		21007BA		

TUBE 71007 IMPREGNATION Varnish

CORE GA. GRADE STACK

MOUNTING A



DESIGNED BY *gww*

DATE 11/22/38

Ep-115V
 ES-6.3V-7.5amp
 E3-6.0V-1amp

N/E-46

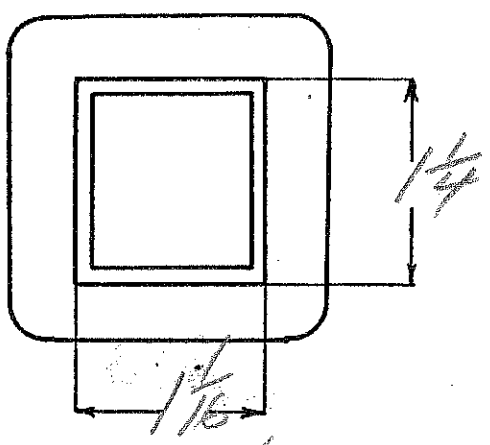

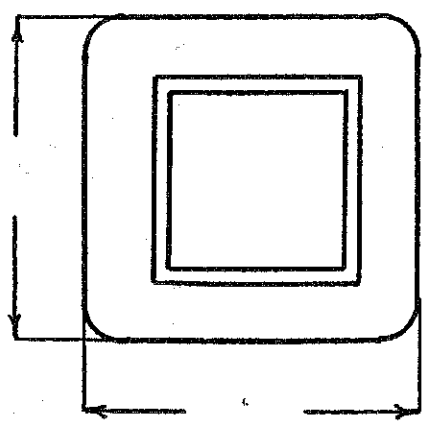
SPEC. NO. 464

Winding	P	F ₁	F ₂			
Turns	530	32	30			
Taps						
Wind. Lgth.	1 ¹⁵ / ₃₂					
Wire Size	#23	#13	#20			
T. P. L.	54-10	2L	1L			
Finish						
Type Lead	#20	wired only				
Lead Lgth.	9"	9"	9"			
Layer Insul.	50#					
Test Volt.						
Wrapper	21005GA	21005GA	21005GA			

TUBE 71007 IMPREGNATION Varnish

CORE flanged GA. GRADE STACK

MOUNTING SA cap shell black lacumtion long bolts



DESIGNED BY gw

DATE 11/19/38

Ep - 115 V

PIERSON

Es - 940 VCT to deliver 325V dc - 250 ma Post chokes #
 EF - 5V - 6amp And input Parallel 573's
 Es - 6.13V - 10amp

SPEC. NO. 4615

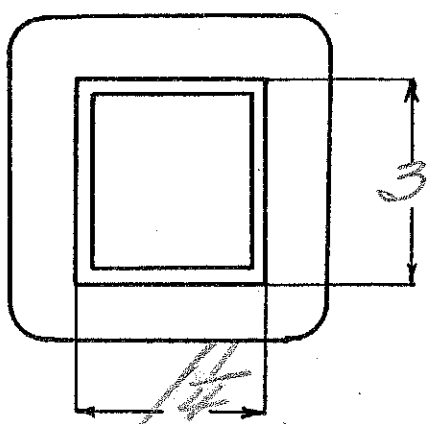

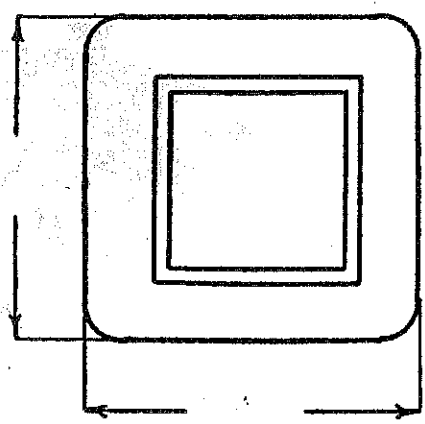
Winding	SEC	SHIELD	PRI	F ₁	F ₂		
Turns	1800	1	208	10	12		
Taps	900			—	—		
Wind. Lgth.	1.75	—	—	—	—		
Wire Size	#29	SHEET	#18	#15	#12		
T. P. L.	129-14	COPPER	37-6	.59"			
Finish							
Type Lead	#29		WIRE ON	Wire only			
Lead Lgth.	9"	3"	9"	9"	9"		
Layer Insul.	40#		.007K				
Test Volt.							
Wrapper	14007V	14005V	26007GA	✓	21007GA		

TUBE 7L007 IMPREGNATION VARNISH

CORE GA. GRADE STACK

MOUNTING SA - Cad. shells - Black lamination

Long Bolts



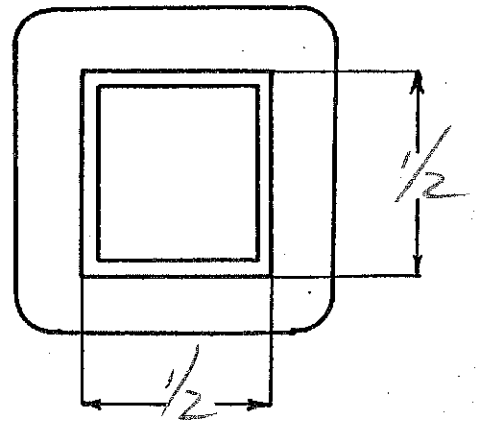

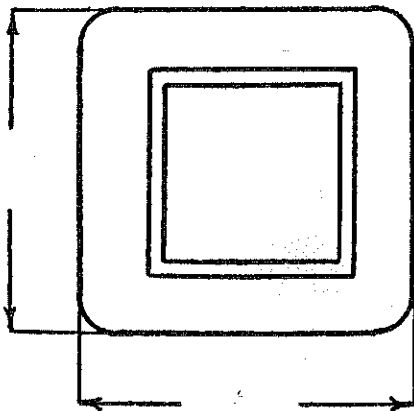
DESIGNED BY *[Signature]*

DATE 11/18/38

200 s to grid

SPEC. NO. 4616

Winding	P	S					
Turns	360	7600					
Taps							
Wind. Lgth.	5/8						
Wire Size	#35	#41					
T. P. L.	91-4	190-40					
Finish							
Type Lead	#22 ellu	#22 ellu					
Lead Lgth.							
Layer Insul.	20#	12#					
Test Volt.							
Wrapper	1005VLC	10056A					
TUBE	4007		IMPREGNATION		Varnish		
CORE	GA. 29		GRADE B		STACK 2 1/2		
MOUNTING	D						



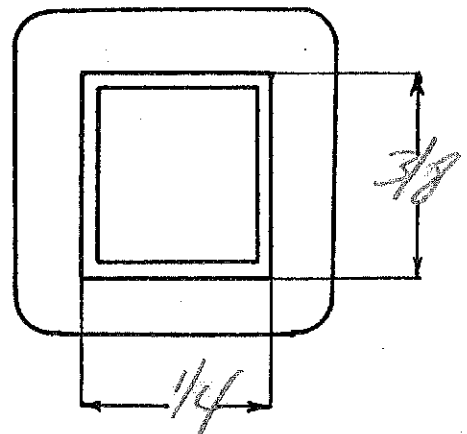

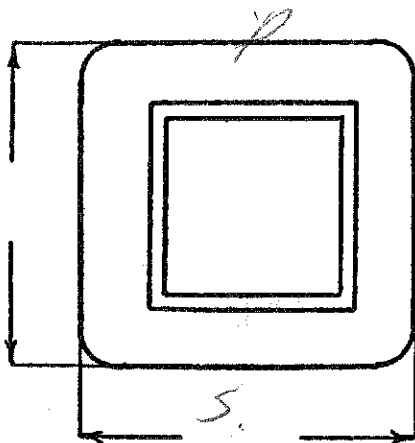
DESIGNED BY

DATE

200 on to grid

SPEC. NO. 4617

Winding	P	S				
Turns	240	4300				
Taps						
Wind. Lgth.	3/8	3/8				
Wire Size	#36	#44				
T. P. L.	60-4	108-40				
Finish						
Type Lead	#24 0.030	SIP Br				
Lead Lgth.		6"				
Layer Insul.	20#	12				
Test Volt.						
Wrapper	42 Jsl 11005UP	11005 Kref				
TUBE	41007		IMPREGNATION		Varnish	
CORE	GA.	29	GRADE		alleg. Sta walle	
MOUNTING	M		STACK		1x1	



DESIGNED BY

gwt

DATE

11/21/38

Radial 62 Replacement - see Jefferson 463-361

EF-110/120 EF-2.5V-2amp
 ES-700VCT-125ma EF-2.5V-12amp
 EF-5V-3amp EF-5V-2amp

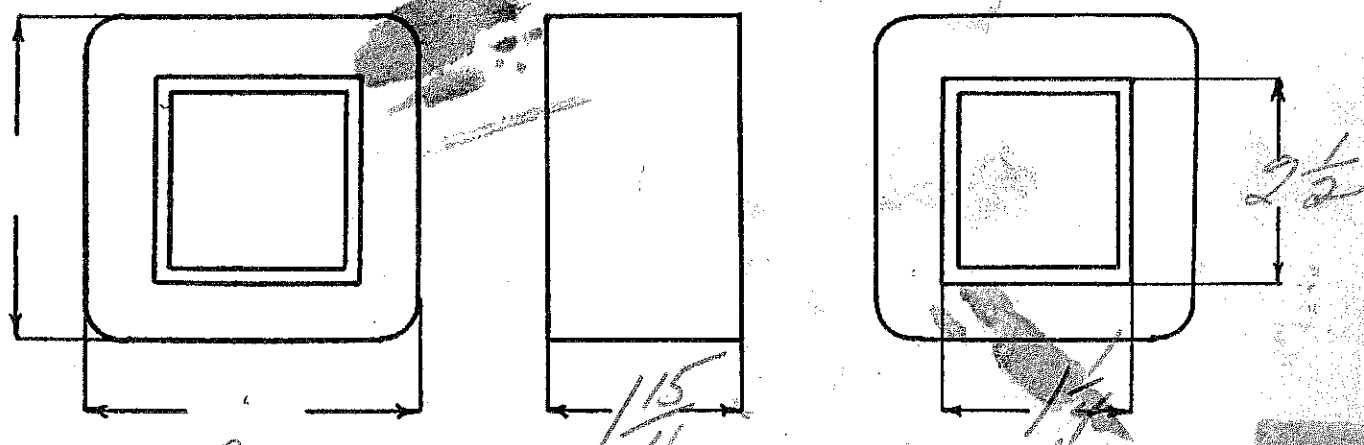
3.2 SPEC. NO. 4618-25

Winding	SEC	SHIELD	PRI	F1	F2	F3	F4
Turns	2450	155	384	18	9	9	18
Taps	1225		352		4	4	
Wind. Lgth.	1.75	✓					
Wire Size	#31	#31	#21	#18	#20	#15 double	#19
T. P. L.	155-16		51-8				
Finish							
Type Lead	#20 0.15"	50#	#20 0.15"	wire only			
Lead Lgth.	9"	3"	9"	9"			
Layer Insul.	double 16#	-	50#	-	-	-	-
Test Volt.							
Wrapper	1000Vc	1005Vc	2007GA	✓	✓		2007GA

TUBE 74007 IMPREGNATION Varnish

CORE GA. GRADE STACK

MOUNTING A



DESIGNED BY Gw

DATE 11/22/28

EP-115

E3-5V-3amp (2500V Ins)

30000 PRODUCTION COMPANY

74

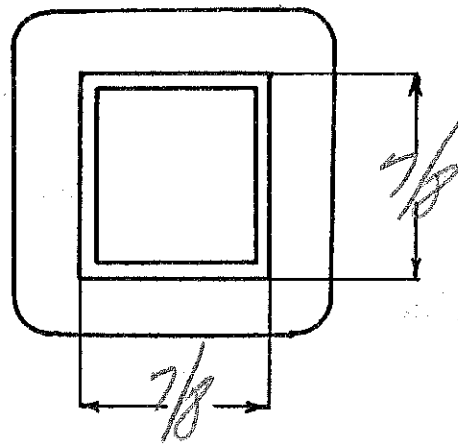

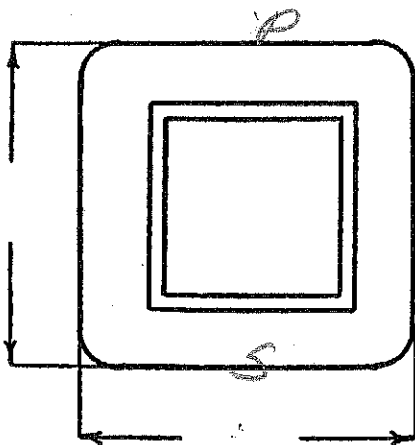
SPEC. NO. 4619

Winding	PRI	SEC				
Turns	850	43				
Taps	-	-				
Wind. Lgth.	1 1/2					
Wire Size	#29	#18				
T. P. L.	80-11	2V				
Finish						
Type Lead	2clp	W.O.				
Lead Lgth.	3"	3"				
Layer Insul.	30#					
Test Volt.		3500				
Wrapper	1005VC 21005GA	1005VC 21005GA				

TUBE	61007	IMPREGNATION	Varnish
------	-------	--------------	---------

CORE	GA.	GRADE	STACK
------	-----	-------	-------

MOUNTING D



DESIGNED BY *bcw*

DATE 11/21/38

Ep-120V - 25cy

N/E = 3.2

FE - 12.5V open to del 7.5V @ 33 amp at end
or 14V open of line

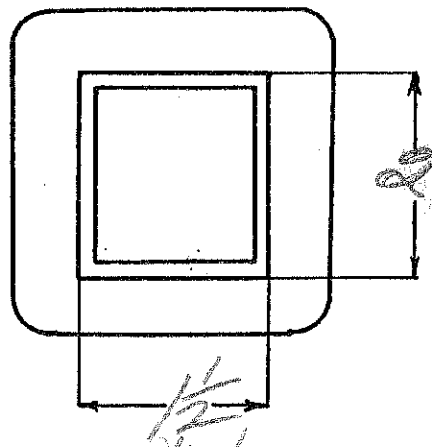

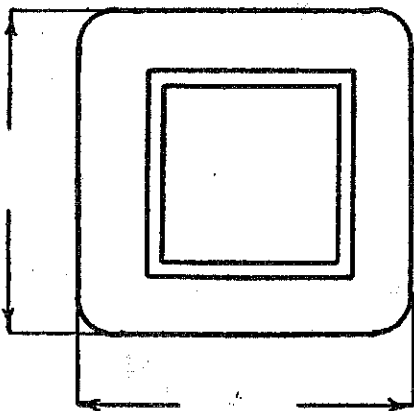
SPEC. NO. 4670-251

Winding	PRI	SEC				
Turns	430	46				
Taps	385					
Wind. Lgth.	2 3/8			wind two sections parallel		
Wire Size	#20	Double #11				
T. P. L.	65-7	4L				
Finish						
Type Lead	W.O.					
Lead Lgth.	3"					
Layer Insul.	005 GA					
Test Volt.						
Wrapper	3L005GA	2L005GA				

TUBE	10L007	IMPREGNATION	VARNISH
------	--------	--------------	---------

CORE	GA.	GRADE	STACK
------	-----	-------	-------

MOUNTING *un case*



DESIGNED BY *ew*

DATE 11/18/38

Ep-117-250g

Es-24v-40 watt

N/E-6.6

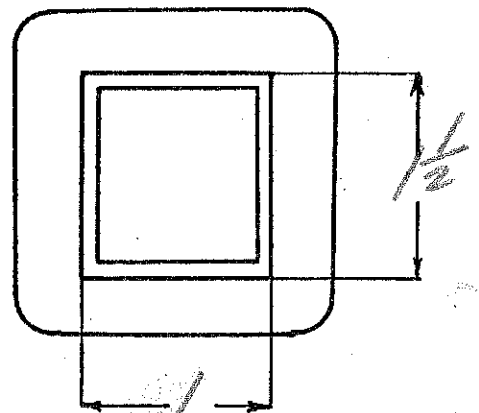

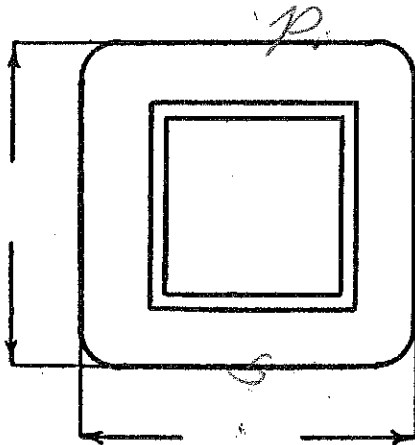
SPEC. NO. 4621-251

Winding	P	S				
Turns	775	185				
Taps						
Wind. Lgth.	1.25					
Wire Size	#27	#21				
T. P. L.	72-11	37-5				
Finish						
Type Lead	#14 motor cable					
Lead Lgth.						
Layer Insul.	40#					
Test Volt.						
Wrapper	2L0056A	2L0056A				

TUBE	52007	IMPREGNATION	YARNISH
------	-------	--------------	---------

CORE	GA.	GRADE	STACK
------	-----	-------	-------

MOUNTING S



DESIGNED BY

gw

DATE

11/18/38

Ep-115V Ef-5V 2amps
 Es-100VCT-65ma Ef-2.5u 2amps
 Es-500VCT-40ma 3.65

BRISTOW # 001

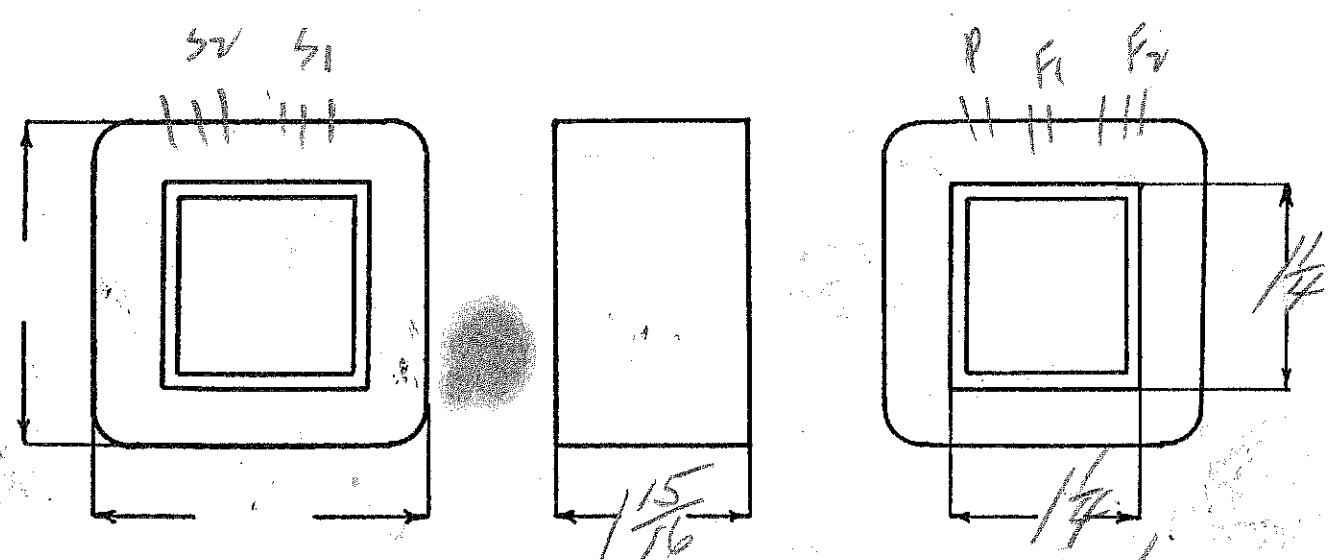
SPEC. NO. 4622

Winding	SEC ₁	SEC ₂	SHIELD	PRI	F ₁	F ₂	
Turns	2750	2000	65	470	80	10	
Taps	1375	1000	—	—	—	5	
Wind. Lgth.	1.75						
Wire Size	#34	#36	#23	#23	#20	#20	
T. P. L.	230-12	270-8		65-7			
Finish							
Type Lead	Sil Braided				Wire only		
Lead Lgth.	3'	3'	✓	✓	✓		
Layer Insul.	d-16#	d-16#		50#			
Test Volt.							
Wrapper	2005UC	1007UC	1007UC	2005GA ✓		2005GA	

TUBE 71007 IMPREGNATION Varnish

CORE GA. GRADE STACK

MOUNTING B



DESIGNED BY *AW*


DATE 11/24/38

Ep-115
E-3510VCT-500ma.

#4370 #4371

$\frac{N}{E} = .887$

1500V-500ma



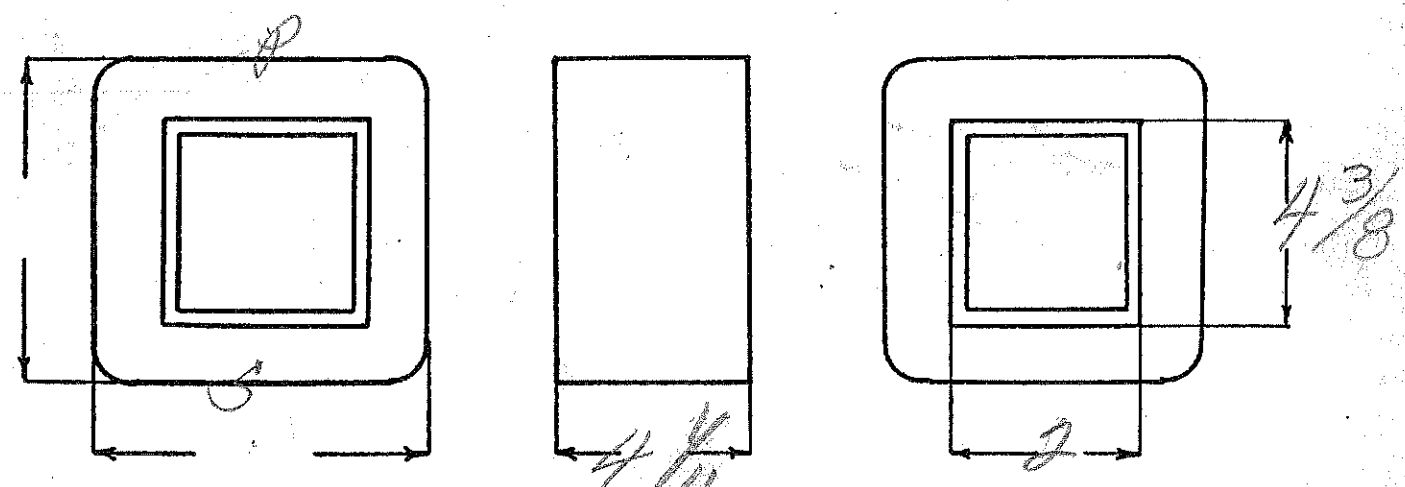
SPEC. NO. 4623

Winding	S	P				
Turns	3240	102				
Taps	1620	-				
Wind. Lgth.	3 1/2	✓				
Wire Size	#24	#10				
T. P. L.	148-22	30-4				
Finish	-	-				
Type Lead	Wire	Only				
Lead Lgth.	6"	6"				
Layer Insul.	3L-40#	007K				
Test Volt.						
Wrapper	4L007VC 2L007GA	3L007GA				

TUBE 10L009GK 2L007VC IMPREGNATION Varnish

CORE 2X4 3/8 GA. 24 GRADE D STACK 2X2

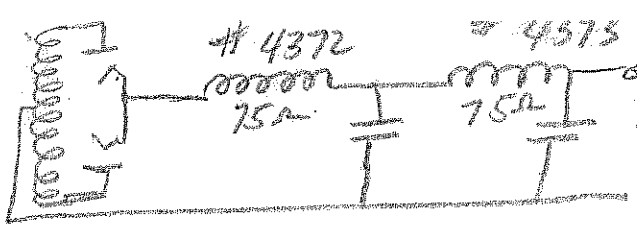
MOUNTING G-Special



DESIGNED BY gcy

DATE 11-30-38

$E_p - 115V$
 $E_s - 3500VCT$
 300 ma



$\frac{V}{I} = 1.08$

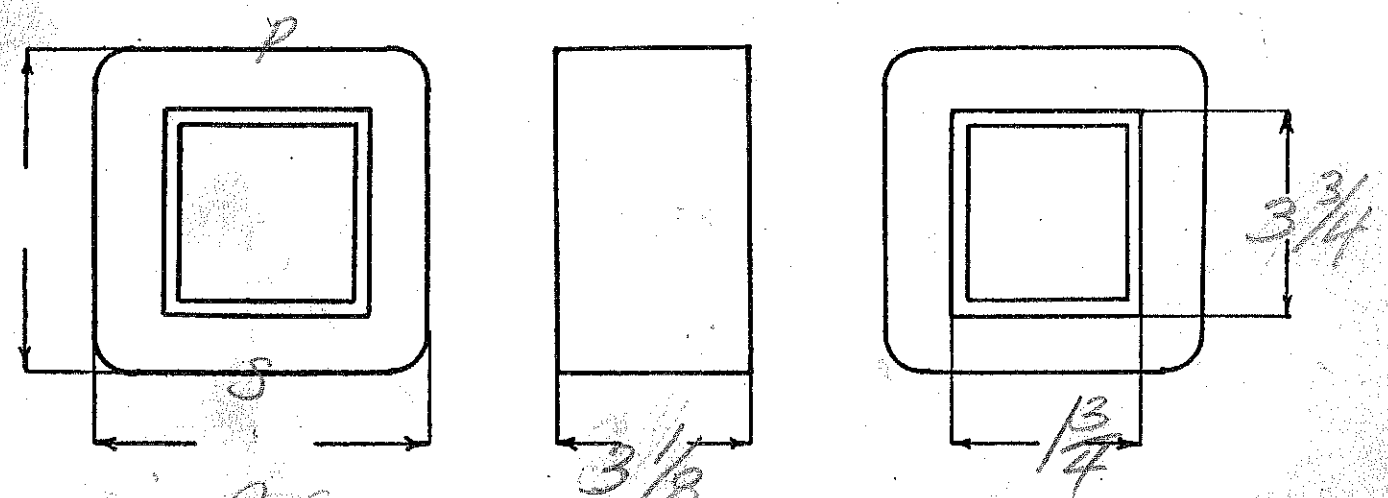
SPEC. NO. 4624

Winding	S	P				
Turns	3960	124				
Taps	1980	—				
Wind. Lgth.	2 ¹⁵ / ₃₂	2 ⁵ / ₁₆				
Wire Size	#26	#13				
T. P. L.	132-30	31-4				
Finish						
Type Lead	Wire Only					
Lead Lgth.	6"	6"				
Layer Insul.	Double 30#	007K				
Test Volt.						
Wrapper	4L007VC 2L007GA	3L007GA				

TUBE 10L007GK+2L007VC IMPREGNATION Varnish

CORE 1 3/4 X 3 3/4 GA. 24 GRADE D STACK 2 X 2

MOUNTING Special G



DESIGNED BY JCS

DATE 11-30-38

Similar to 3525 - for 60ma - Revised
 model 46EP1

Ep-170
 Es- 680VCT (ppm) - 60ma
 Ef- 5V ramp
 Ef- 63V 2.1 AMP

SPEC. NO. 4625

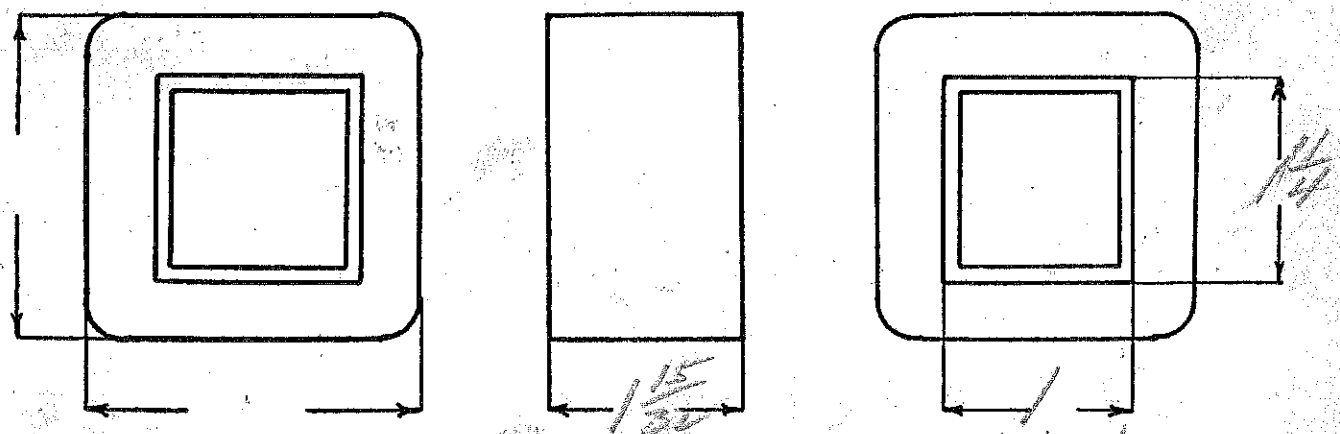
Winding	SEC	SHIELD	PRI	F ₁ 8"	F ₂ 7 1/8"		
Turns	2950	66	525	25	30		
Taps	1475			-	-		
Wind. Lgth.	19/32	19/32	✓	✓	✓		
Wire Size	#35	#26	#26	#21	#20		
T. P. L.	185-16		66-8				
Finish							
Type Lead	#22 cable		#20 cable	wire only			
Lead Lgth.	Customer spec.						
Layer Insul.	double 16#		40#				
Test Volt.							
Wrapper	30-44 1005VC	11005VC	21005GA	21005GA	21005GA		

TUBE 61007 IMPREGNATION Varnish

CORE GA. GRADE STACK

MOUNTING SA - short bolts


6.0
 7.15
 2.50



DESIGNED BY SW

DATE 11/26/38

$E_p = 100$
 $E_s = 1480 \text{ C.T.}$



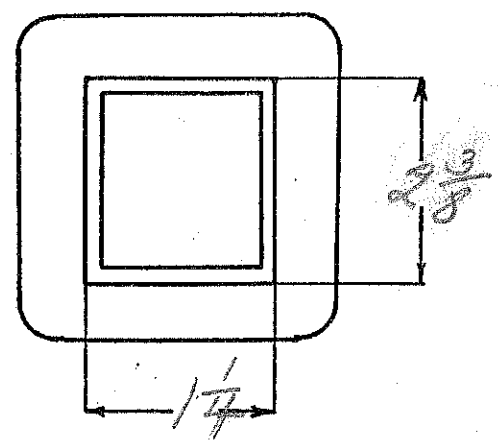

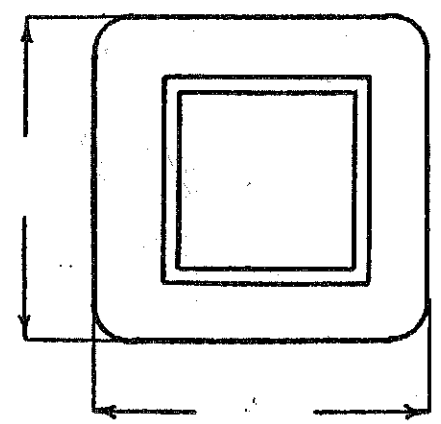
PERSONAL PROPERTY
 600Vdc - 150ma

$\frac{N}{E} = 2.15$

866 tubes

SPEC. NO. 4626

Winding	Sec	Shield	Pri			
Turns	3440	143	260			
Taps	1720					
Wind. Lgth.	1.75					
Wire Size	#30	#30	#20			
T. P. L.	143-24		47-6			
Finish						
Type Lead	#20 on box		#20 on box			
Lead Lgth.	9"	3"	9"			
Layer Insul.	double 20#		.007K			
Test Volt.						
Wrapper	2007VE	2007GA	2007GA			
TUBE	2007H/2007VE		IMPREGNATION	VARNISH		
CORE	GA. 24		GRADE	STACK 2x2		
MOUNTING	SA - Ord. shells, black lamination					



DESIGNED BY

DATE

Ep - 115
 EF₁ - 2.5V - 10amp - 5000V Insulation

Similar to F710
 PIERSON DELANE

SPEC. NO. 4627

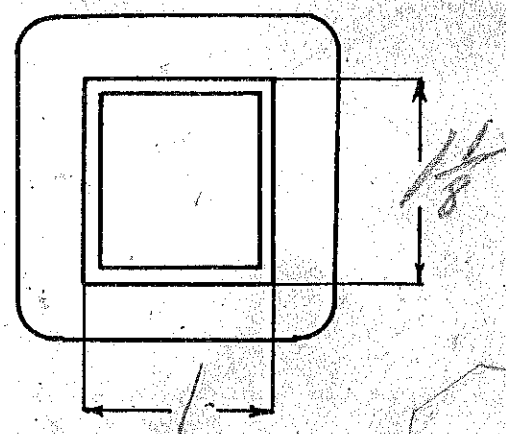

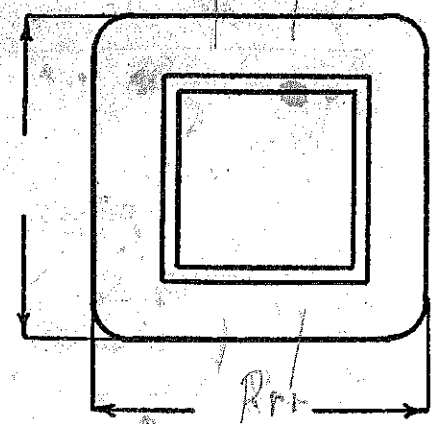
Winding	PRI	FIL			
Turns	640	16			
Taps	—	8			
Wind. Lgth.	1 1/4	1 3/16			
Wire Size	#28	#12			
T. P. L.	83-8	8-2			
Finish					
Type Lead	Pn Pn	3L SLEEVING			
Lead Lgth.	4"	4"			
Layer Insul.	.007K	.007K			
Test Volt.					
Wrapper	2L007VC 2L005GA	2L007VC 2L005GA			

TUBE 3L007 IMPREGNATION VARNISH

CORE 1X 1/8 GA. 24 GRADE D STACK 2X2

MOUNTING K - lugs + pri - Insulation on sec

F1 = 31
 ET = 1.55



DESIGNED BY J.C.N.

DATE 11-29-38

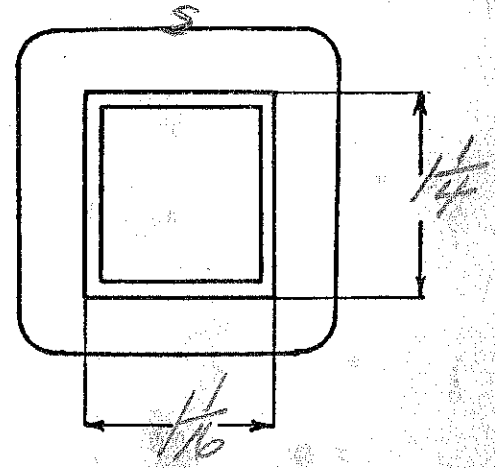

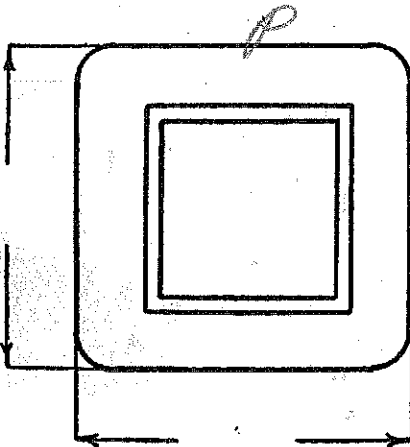
Ep-115

E 5 - 5V-15amp CT

N/E = 4.6

SPEC. NO. 4628

Winding	Pri		Fil.				
Turns	525		26				
Taps			13				
Wind. Lgth.	$1\frac{15}{32}$						
Wire Size	#23		#10				
T. P. L.	55-10		13-2				
Finish							
Type Lead	P2, B4		W.O.				
Lead Lgth.	10"		10"				
Layer Insul.	50#		00715				
Test Volt.							
Wrapper	2L005GA		2L005GA				
TUBE	76007 GK		IMPREGNATION		Varnish		
CORE	$1\frac{1}{16} \times 1\frac{1}{4}$	GA. 24	GRADE D		STACK 2x2		
MOUNTING	K - leads						



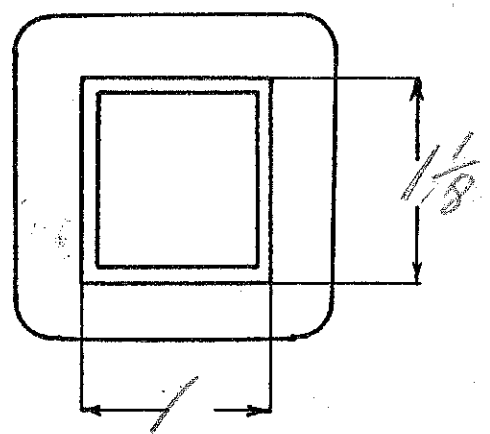

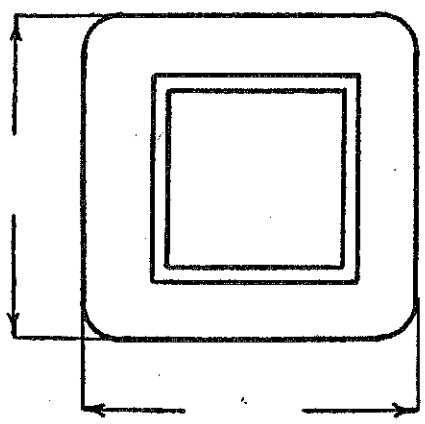
DESIGNED BY J.C.S.

DATE 11-29-38

Ep-115
ES-5VCT-7.5amp

SPEC. NO. 4629

Winding	Pri	Fil				
Turns	600	30				
Taps	-	15				
Wind. Lgth.	1 1/4	-				
Wire Size	#26	#14				
T. P. L.	67-9	15-2				
Finish						
Type Lead	P ₂ B ₂	P ₂ B ₂				
Lead Lgth.	4"	4"				
Layer Insul.	50#	007K				
Test Volt.						
Wrapper	2L007GA	2L007GA				
TUBE	5L007 GK		IMPREGNATION	Varnish		
CORE	1 X 1 1/8	GA. 24	GRADE	D STACK 2 X 2		
MOUNTING	K - Leads					



DESIGNED BY

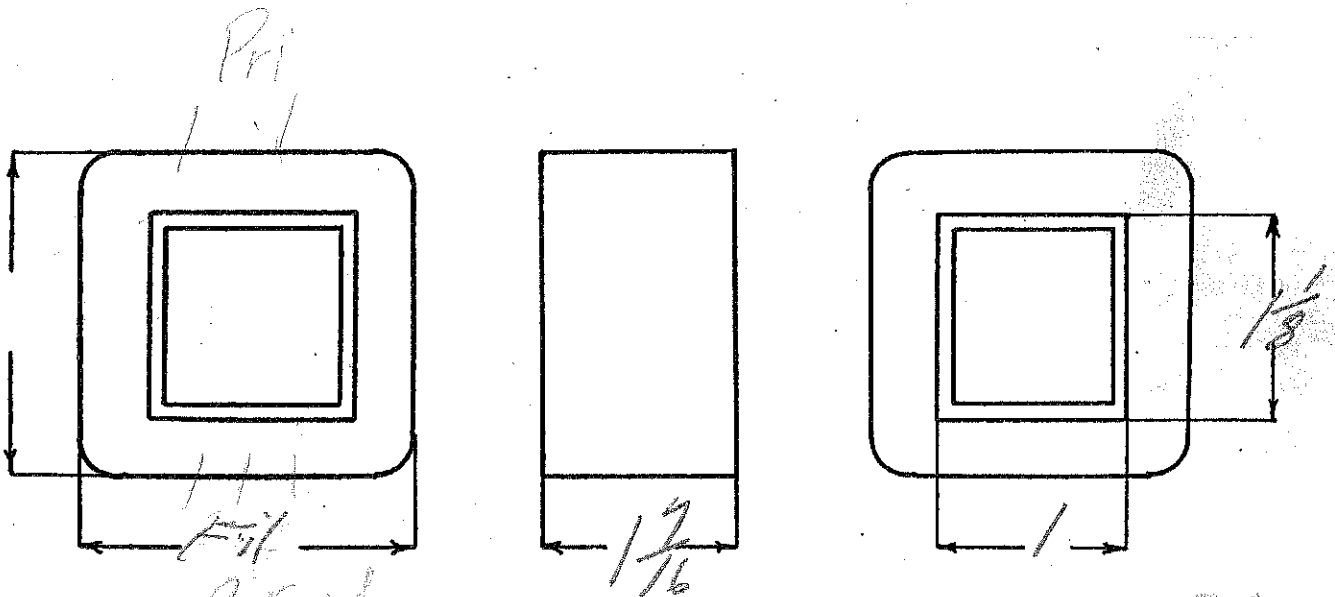
DATE

Ep-115
E S - 6.3V CT - 9amp

485

SPEC. NO. 4630

Winding	Pri	Sec				
Turns	568	35				
Taps		18				
Wind. Lgth.	1 1/4	-				
Wire Size	#26	#14				
T. P. L.	64-9	18-2				
Finish						
Type Lead	Wire	Only				
Lead Lgth.	3"	3"				
Layer Insul.	50#	.007K				
Test Volt.						
Wrapper	2L007 GA	2L007 GA				
TUBE	5L007 GK		IMPREGNATION	Varnish		
CORE	1X1/8	GA. 24	GRADE D	STACK 2X2		
MOUNTING	BB					




DESIGNED BY [Signature]

DATE 11-29-30

auto transformer 9115

3.49

PIERSON DELANE



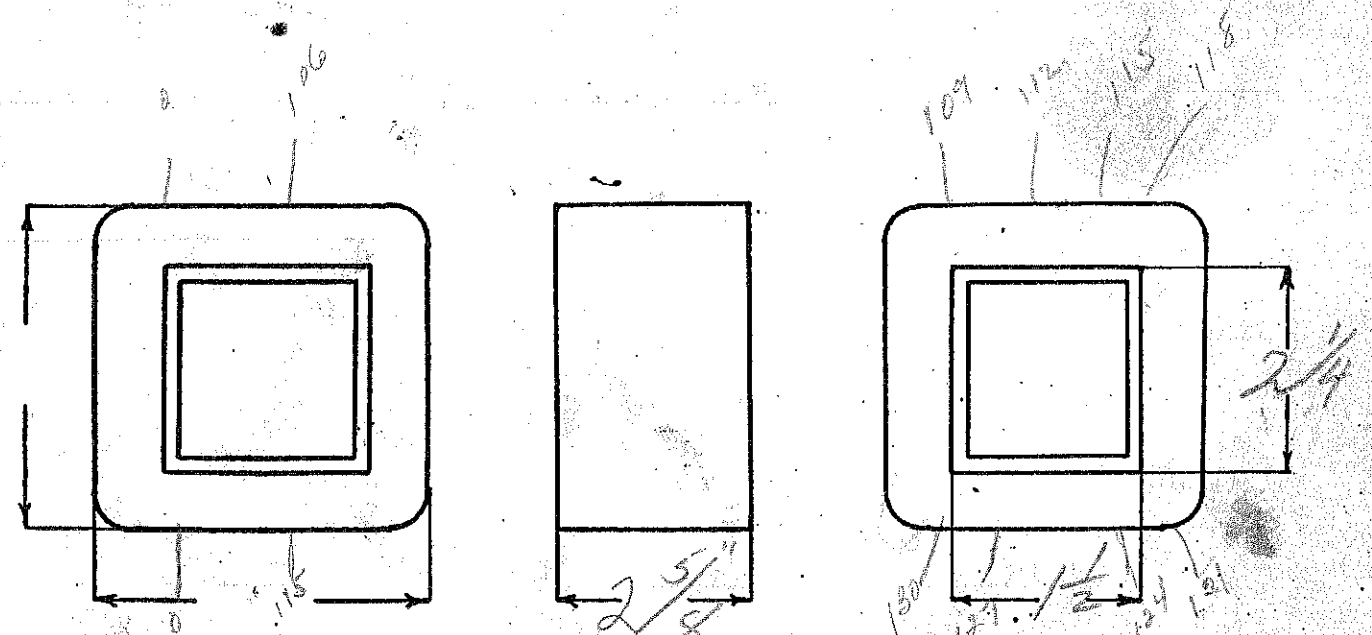
10amp Capacity
SPEC. NO. 4631

Winding	Continuous					
Turns	370	84				
Taps			10-21-31-42-52-63-73			
Wind. Lgth.	2 1/4					
Wire Size	#18	#11				
T. P. L.	48-8	22-4				
Finish						
Type Lead	Wire	Only				
Lead Lgth.	6"	6"				
Layer Insul.	007K	007K				
Test Volt.						
Wrapper		3/007GA				

TUBE 9L007 GK IMPREGNATION Varnish

CORE 1 1/2 X 2 1/4 GA. 24 GRADE D STACK 2 X 2

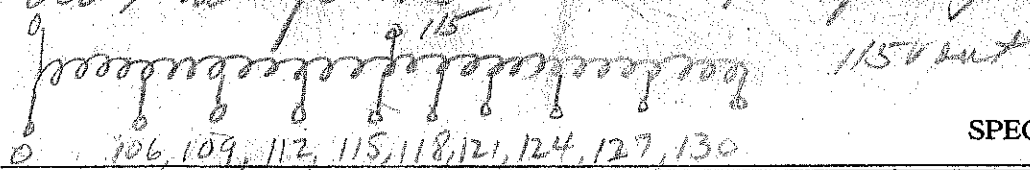
MOUNTING Special G-mount switch



DESIGNED BY JCS

DATE 11-29-38

auto transformer - 15 amp Capacity $\frac{1}{2} = 1.79$



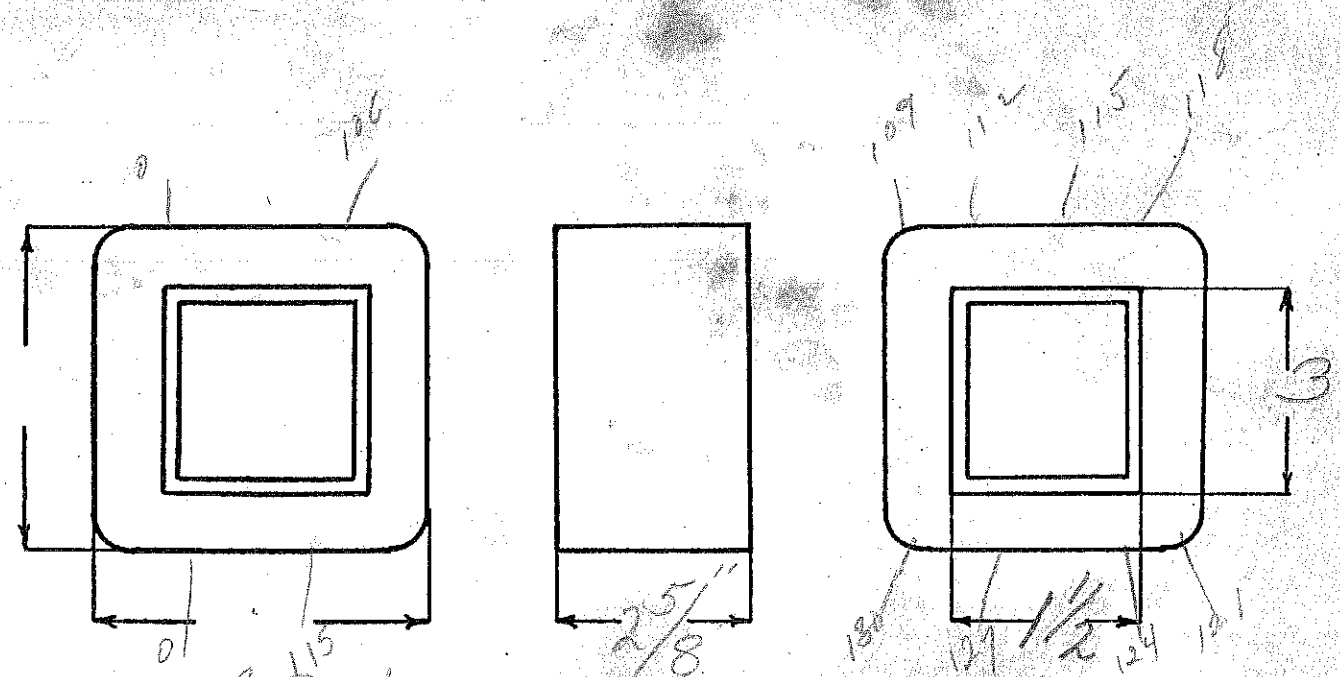
SPEC. NO. 4632

Winding	Continuous					
Turns	190	43				
Taps	-	5-11-16-21-27-32-38				
Wind. Lgth.	2 1/4	-				
Wire Size	#16	#9				
T. P. L.	38-5	15-3				
Finish						
Type Lead	Wire Only					
Lead Lgth.	6"	6"				
Layer Insul.	007K	007K				
Test Volt.						
Wrapper		3L007GA				

TUBE 10 L007 GK IMPREGNATION Varnish

CORE 1/2 x 3 GA. 24 GRADE D STACK 2x2

MOUNTING Special G - mount slotted in case



DESIGNED BY J. C. [Signature]

DATE 11-29-38

$E_p = 115$
 $E_s = 960V - 300Ma - CT.$

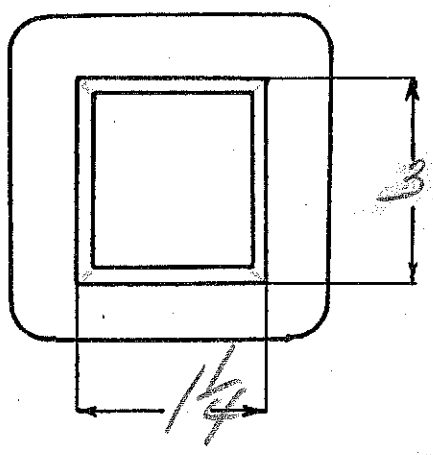

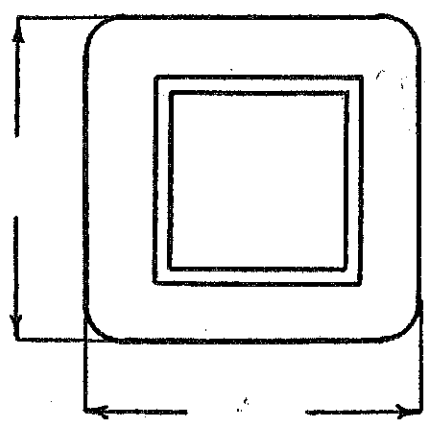
46125

KERR RADIO SHOP

$N/E = 1.8$

SPEC. NO. 4633

Winding	Sec	Shield	Fri				
Turns	1850	103	210				
Taps	925						
Wind. Lgth.	1.75						
Wire Size	#27	#27	#19				
T. P. L.	103-18		425				
Finish							
Type Lead	#20 Pwr Br	W.D.	W.D.				
Lead Lgth.	91	13"	9"				
Layer Insul.	double 207		0076A				
Test Volt.							
Wrapper	21005VC	210076A	210075A				
TUBE	71007 H1007VC		IMPREGNATION	Varnish			
CORE	GA.	GRADE	STACK				
MOUNTING	A						



DESIGNED BY

DATE

Ep - 115 or 230

RADIO SPECIALTIES

Pat VA 750

3500 or 2600 C.T. - 350 ma.

1.02 MF=1.0

SPEC. NO. 4634

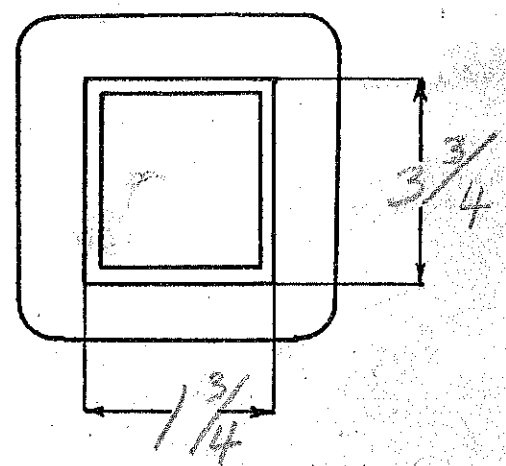
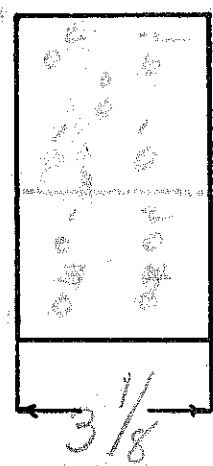
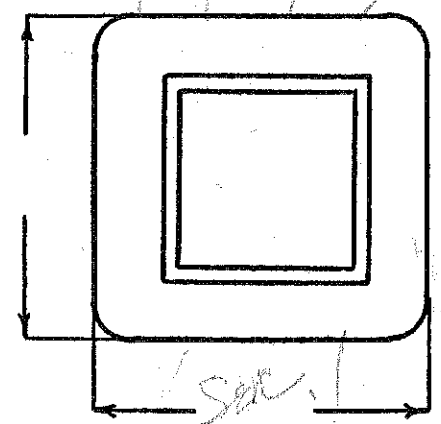
Winding	Sec		P ₁	P ₂			
Turns	3150 3250		115	115			
Taps	1815 500						
Wind. Lgth.	2 3/8						
Wire Size	#26		#17	#17			
T. P. L.	125-30		43-3	43-3			
Finish							
Type Lead	Wire only						
Lead Lgth.							
Layer Insul.	double 30 #		007/cup/s	007/cup/s			
Test Volt.							
Wrapper	3L007VC 3L007GA		2L007GA	2L007GA			

TUBE 10L007 + 2L007VC IMPREGNATION Varnish

CORE 1 3/4 X 3 3/4 GA. 24 GRADE D STACK 2 X 2

MOUNTING

Finish
P2 P1 P2 P1 Start



DESIGNED BY J.C.S.

DATE 4-30-38

Ep-115
ES-500VCT.

To deliver

Person - DeJana
150V-60ma
E1J84

EF-6.3V-2amp
EF-6.3V-16amps

N/E-5

SPEC. NO. 4635

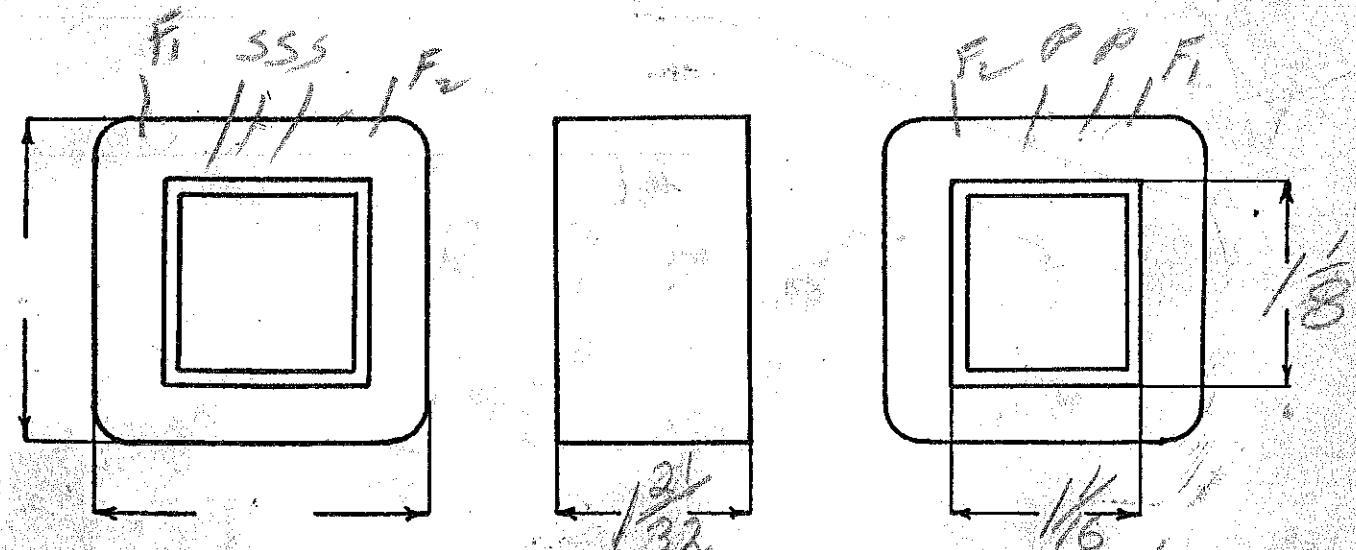
Winding	SEC	SHIELD	PRI	F ₁	F ₂
Turns	2780	180	575	35	35
Taps	1390				
Wind. Lgth.	1 15/32				
Wire Size	#35	#35	#26	#19	#23
T. P. L.	200-14	200	74-8		
Finish					
Type Lead	#10 Pm Pa	Sil Pa	#20 Pm Pa	wire	only
Lead Lgth.	9 1/8"	3"	9"	9"	9"
Layer Insul.	16 #		40 #		
Test Volt.					
Wrapper	11007VC	11005K	21005GA	2 L-1005G	21005GA

TUBE 62007 IMPREGNATION YARNISH

CORE 1/16 x 1/8 GA. 24 GRADE D STACK 2x2

MOUNTING SA - Cadmium shell - black lamination

Chromium - flanged cover



DESIGNED BY SW

DATE 11/25/58

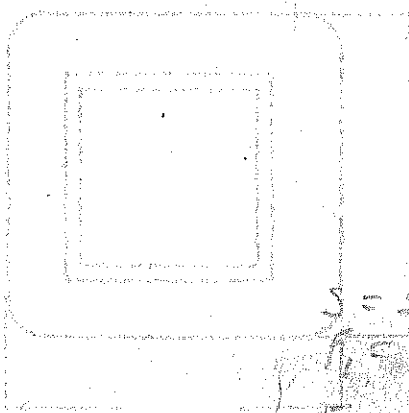


R. L. O.

Black
115V
60w
Black

Red
Blue
Red

Green
Green 6.3V

White
White 6.3V



S = 295,295
V = 7.4
I₂ = 7.4

meissner vibrator E U1
 Pri resonates with 2 mfd

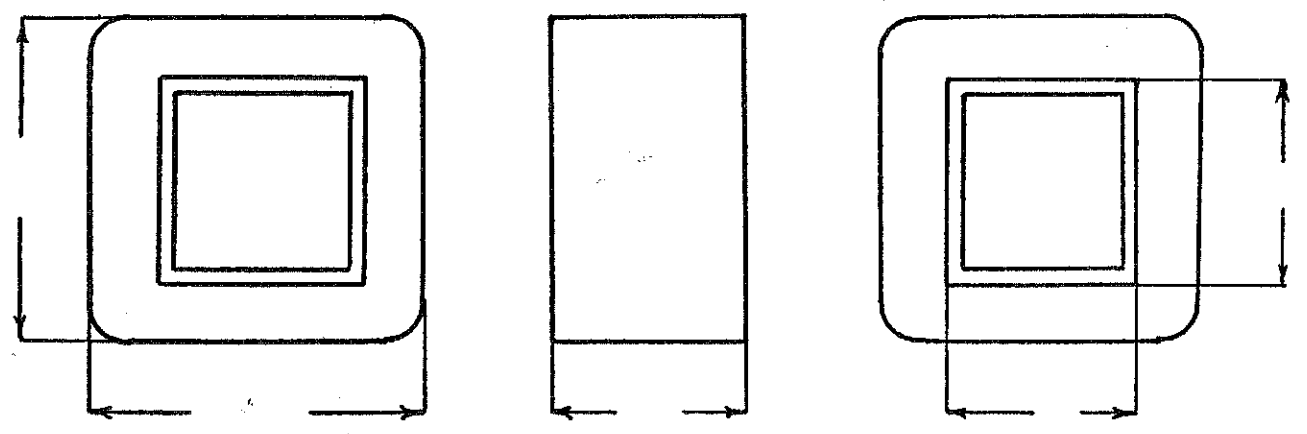
SPEC. NO. 4636

Winding	P			5			
Turns	400						
Taps	200			SPK # 2100			
Wind. Lgth.							
Wire Size	#23						
T. P. L.	3L						
Finish							
Type Lead							
Lead Lgth.							
Layer Insul.							
Test Volt.							
Wrapper							

TUBE IMPREGNATION

CORE GA. GRADE STACK

MOUNTING



DESIGNED BY

DATE

meissner vibrator EU1
 Bi resonates with .5 mfd

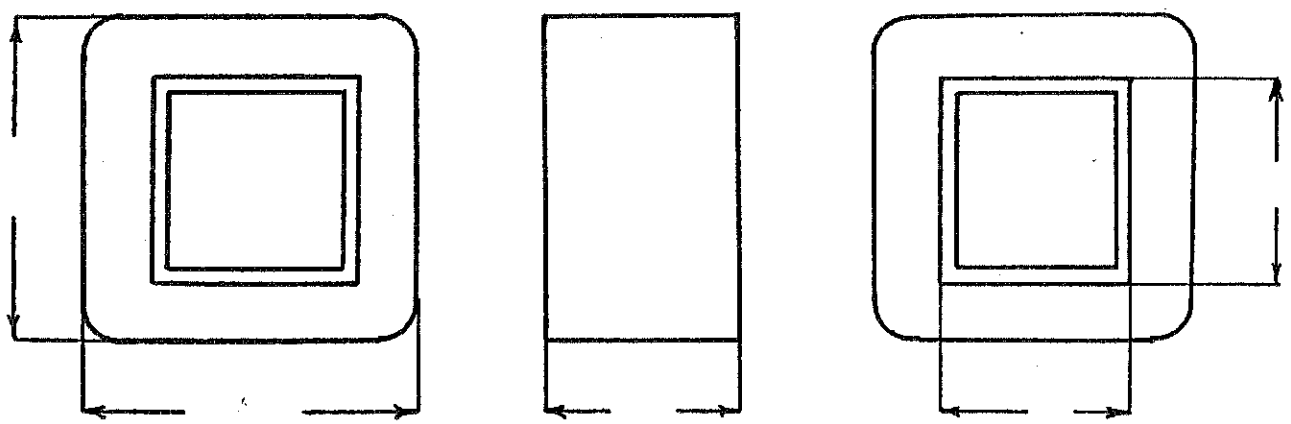
SPEC. NO. 4637

Winding	P		S				
Turns	600						
Taps	300		spec #2100				
Wind. Lgth.							
Wire Size	#24						
T. P. L.	3L						
Finish							
Type Lead							
Lead Lgth.							
Layer Insul.							
Test Volt.							
Wrapper							

TUBE		IMPREGNATION	
------	--	--------------	--

CORE	GA.	GRADE	STACK
------	-----	-------	-------

MOUNTING



DESIGNED BY

DATE

DC original unit - 3.25 net case # 10



SPEC. NO. 4638

Winding	P	S				
Turns (wind)	600	# 2100 coil	(in stock)			
Taps	300					
Wind. Lgth.	4 1/4					
Wire Size	# 24					
T. P. L.						
Finish	W.O					
Type Lead						
Lead Lgth.	6"					
Layer Insul.	.005GA					
Test Volt.						
Wrapper	none					


TUBE	46007	IMPREGNATION	Varnish
------	-------	--------------	---------

CORE	wire lamin.	GA.	GRADE	STACK
------	-------------	-----	-------	-------

MOUNTING


(OVER)

use with Meissner EU 1 vibrators
 Buffer condenser - 1/2 Mfd. - wrap units together
 with all flex leads out.






DESIGNED BY *Jan*

DATE 11/26/38



make no special panels for H.V. + battery connections



EP-115
 ES-21, 28, 35, 42V each side CT

ERP154177
 1.84

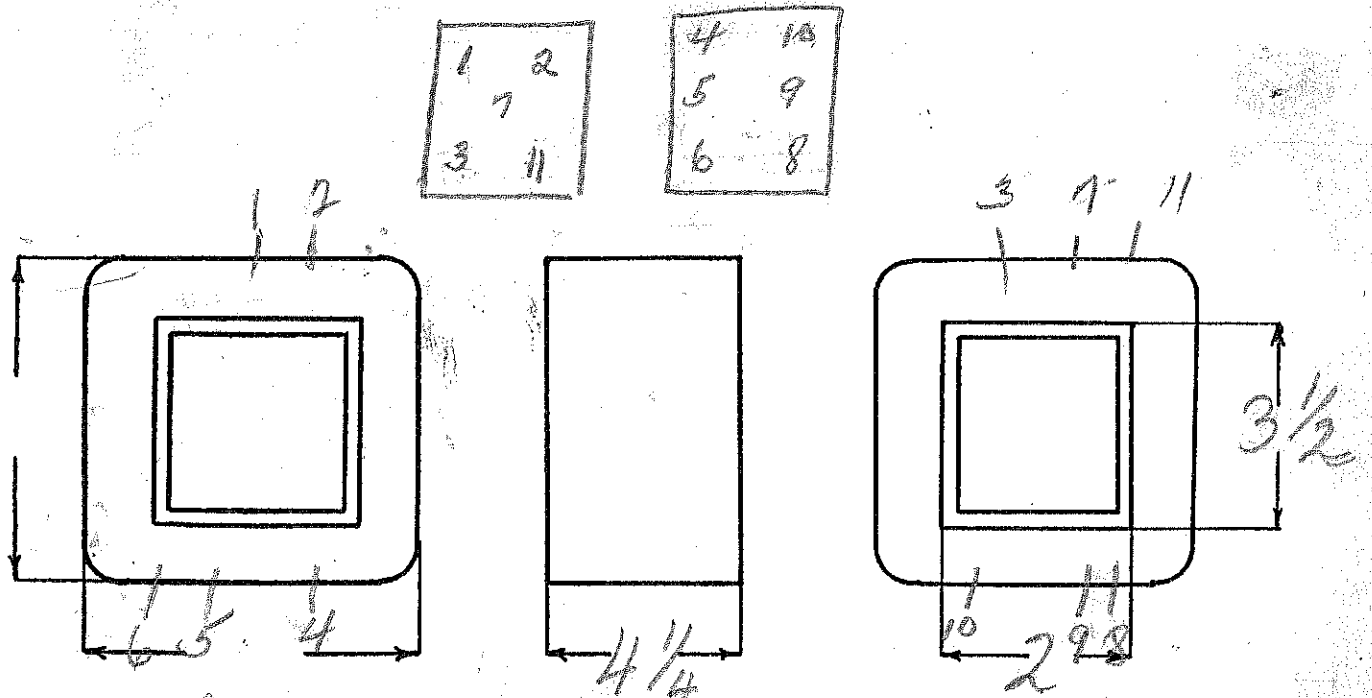
SPEC. NO. 4639

Winding	$\frac{1-2}{P}$		5 #1					
Turns	210		168					
Taps	-		0.14	28	42	84	126	154
Wind. Lgth.	4"	#3	#4	#5	#6	#7	#8	#9
Wire Size	#14		#9					
T. P. L.	55-4		29-6					
Finish								
Type Lead	Wire Only							
Lead Lgth.	6"		6"					
Layer Insul.	007K		007K					
Test Volt.								
Wrapper	3/007GA		3/007GA					

TUBE 10L007 GK IMPREGNATION Varnish

CORE 2 X 3 1/2 GA. 24 GRADE D STACK 2 X 2

MOUNTING G Stud Bolts



DESIGNED BY JCS

DATE 12-1-38

$E_p - 120V$ 125mA
 $E_s - 820VCT$ open cir.
 $E_f - 6.3 - 0.9$ amp.
 $E_f - 5 - 2$ amp.
 $E_f - 5 - 3$ amp.
 $E_f - 2.5 CT - 5$ amp.
 $\frac{N}{E} = 3.574$

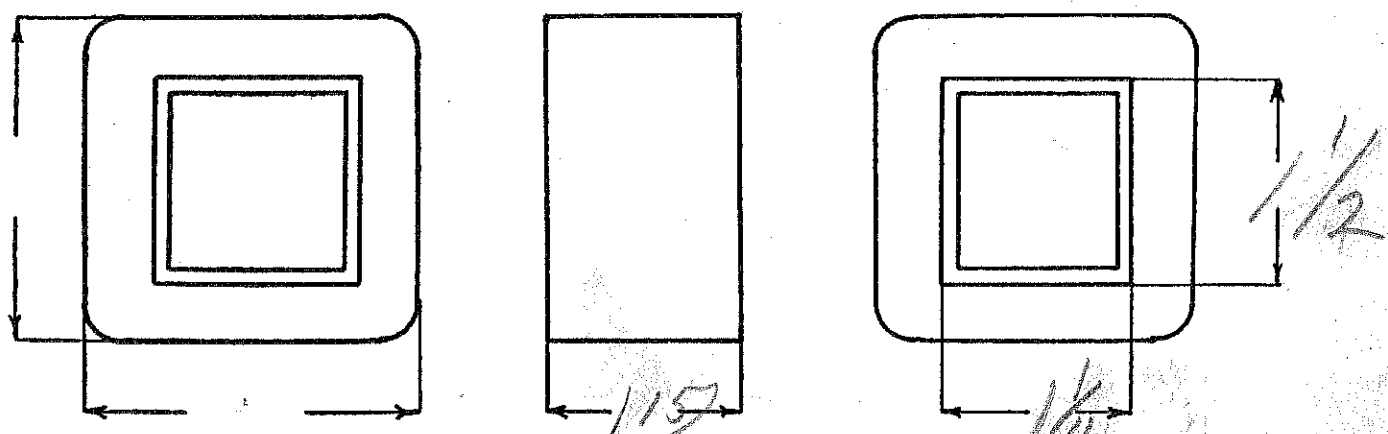
SPEC. NO. 4640

Winding	Sec	Shield	Pri	F1	F2	F3	F4
Turns	2900	143	424	25	20	20	10
Taps	1450	-	-	-	-	-	5
Wind. Lgth.	1 $\frac{3}{4}$	-	-	-	-	-	-
Wire Size	#30	#30	#27	#22	#19	#17	#15
T. P. L.	145-20	143	61-7				
Finish							
Type Lead	Pa.Ba	Sl.Ba	Pa.Ba	Wire Only			
Lead Lgth.	9"	3"	9"	9"	9"	9"	9"
Layer Insul.	double 20#		50#				
Test Volt.							
Wrapper	1L007VC	1L007VC	2L007GA		2L007GA		2L007GA

TUBE 7L007 GK IMPREGNATION Varnish

CORE 1 $\frac{1}{4}$ x 1 $\frac{1}{2}$ GA. 24 GRADE D STACK 2x2

MOUNTING SA black - long bolts - regular.



DESIGNED BY JCS

DATE 12-1-38

Ed- 110-115-170
 Es- 2500V-350 Ma

$\frac{N}{E} = 1.09$

MEDICAL ... 1976

Ef * 10 V.S.T. * 7 amp

SPEC. NO. 4641

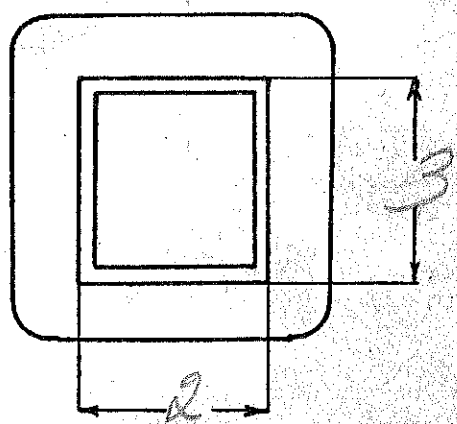
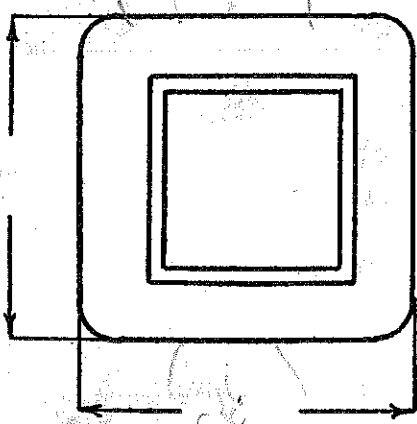
Winding	S	P	F				
Turns	2820	130	12				
Taps	-	120-125	6				
Wind. Lgth.	3 3/4'	-	-				
Wire Size	#24	#10	#13				
T. P. L.	149-19	34-4					
Finish							
Type Lead	Wire Only	Wire Only					
Lead Lgth.	6"	6"					
Layer Insul.	double 40#	007K					
Test Volt.							
Wrapper	3L007VC 3L007GA	3L007GA	3L007GA				

TUBE 10L007GK + 2L007VC IMPREGNATION Varnish

CORE 2X3 GA. 24 GRADE D STACK 2X2

MOUNTING uncored

Secondary to bakelite strip
 P+F toerguson coil



DESIGNED BY

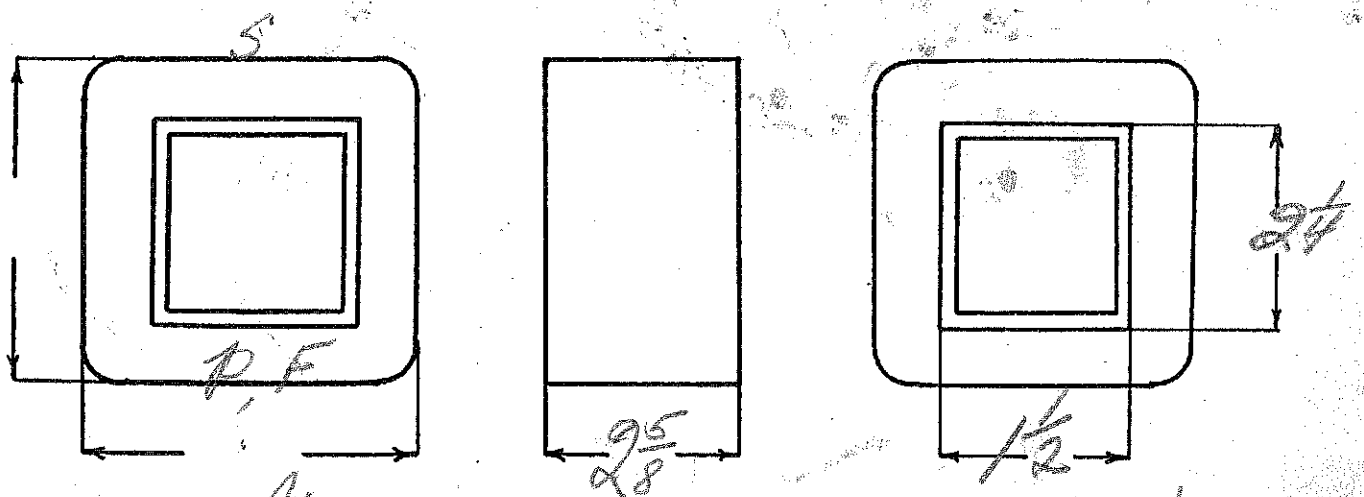
DATE

E₁ - 24V.C.T. for 12V dc input
 E₂ - 2300V.C.T. - 250 ma
 E₃ - 6V 4amp - 5000V. Inv.

GEO. WUNDERLICH
 RADIO CO.

165 SPEC. NO. 4642

Winding	SEC		PRIM	FIL		
Turns	4200		30	11		
Taps	2100		15			
Wind. Lgth.	2 1/8					
Wire Size	#28		#11	#16		
T. P. L.	140-30					
Finish						
Type Lead	W.O.		WIRE ONLY			
Lead Lgth.						
Layer Insul.	double 30#		.007GA			
Test Volt.						
Wrapper	46007VC 210056A		21007VC 210056A	21007VC 210056A		
TUBE	10L007 + 21007VC		IMPREGNATION		VARNISH	
CORE	GA. 24		GRADE D		STACK 2K2	
MOUNTING	G					



DESIGNED BY *Geo*

DATE 12/23/38

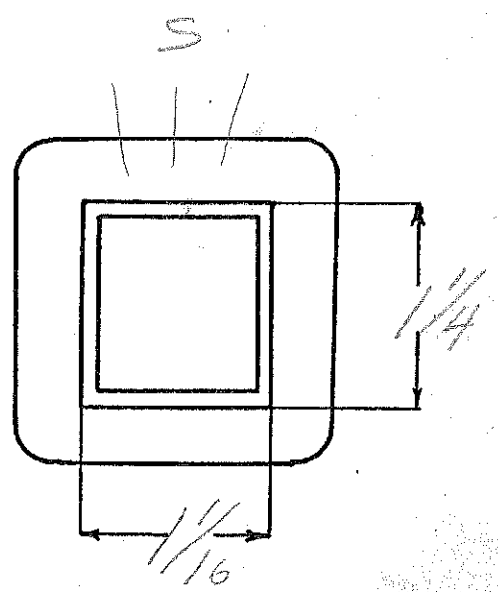

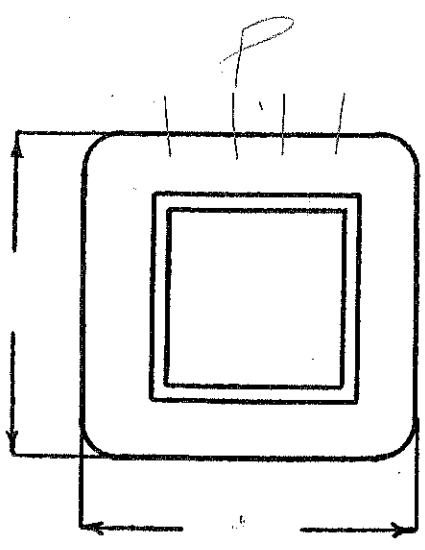
D-105-115-125
 E3-5VCT-15amp

$\frac{N}{E} = 4.4$

BRISTOW & CO.

SPEC. NO. 4643

Winding	Pri	Sec					
Turns	550	24					
Taps	461-506	12					
Wind. Lgth.	$1\frac{15}{32}$	✓					
Wire Size	#23	#11					
T. P. L.	55-10	13-2					
Finish							
Type Lead	Wire Only						
Lead Lgth.	3"	3"					
Layer Insul.	50#	007K					
Test Volt.							
Wrapper	2L005GA	2L005GA					
TUBE	7L007GK		IMPREGNATION		Varnish		
CORE	$1\frac{1}{16} \times 1\frac{1}{4}$	GA. 24	GRADE D		STACK 2X2		
MOUNTING	B						



DESIGNED BY JCS

DATE 12-14-38

Ed - 115 - tapped for secondary voltage control

Es - 2500V, 2100V, 1700V - 300mA

$$\frac{N}{E} = 1.17$$

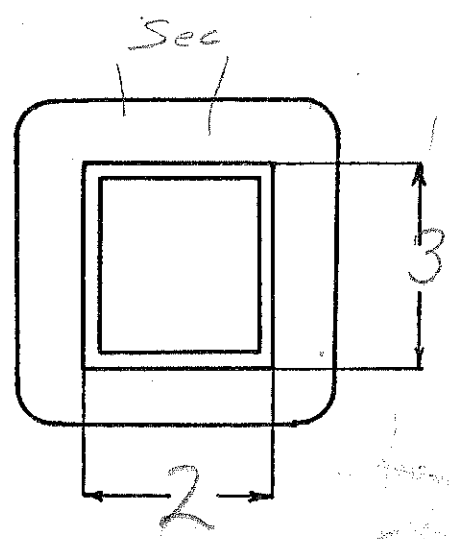

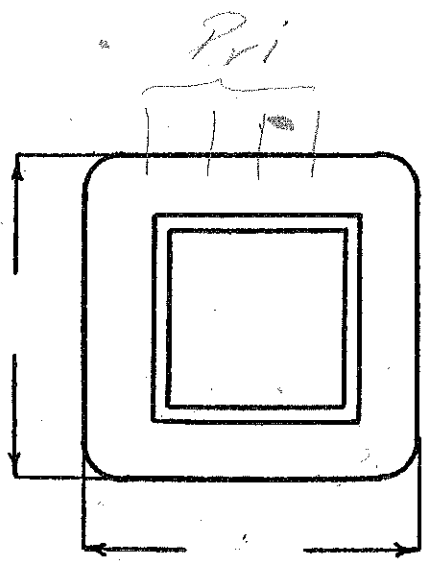
SPEC. NO. 4644

Winding	S	Continuous					
Turns	3070	135	25	37			
Taps	-	-	-	-			
Wind. Lgth.	3 3/4	4	4	4			
Wire Size	#25	#11	#13	#14			
T. P. L.	170-18	40-4					
Finish							
Type Lead	Delac	Wire Only					
Lead Lgth.	4"	5"	5"	5"			
Layer Insul.	double 50th	007K			double insulation for lead and lead two layers		
Test Volt.							
Wrapper	4L007VC 3L007GA				3L007GA		

TUBE 10L007GK + 2L007VC IMPREGNATION Varnish

CORE 2X3 GA. 24 GRADE D STACK 2X2

MOUNTING B



DESIGNED BY J.C.M.

DATE 12-13-38

$E_p = 120V$
 $E_s = 1250V - 10179$

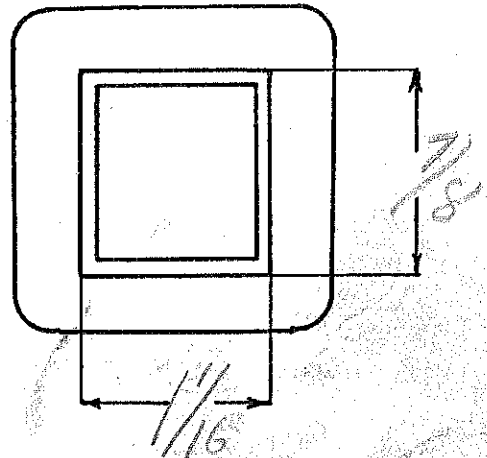
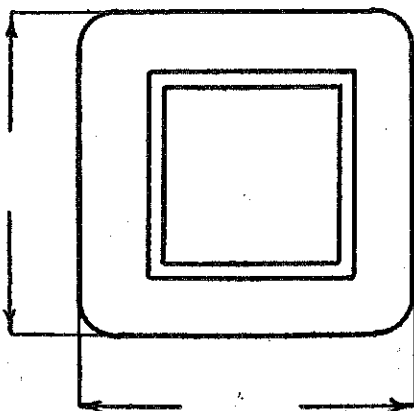
Testor break-down transformer

$\frac{C}{S} = 6.93$

SPEC. NO. 4645

Winding	P	S			
Turns	835	10,100	Spiral first + last layer		
Taps	-	-			
Wind. Lgth.	$\frac{7}{16}$	$\frac{10}{32}$			
Wire Size	#28	#40			
T. P. L.	29-29	116-89			
Finish		heavy finishing with mica			
Type Lead	sil Br	sil Br			
Lead Lgth.	3"	3"			
Layer Insul.	50	double #14			
Test Volt.		3500			
Wrapper	2L005GA	3L007VC 3L005GA			
TUBE	7L007 (+3L007VC order)		IMPREGNATION	Double Varnish - Finishing	
CORE	$\frac{1}{16} \times \frac{1}{8}$ Keiper Only	GA.	GRADE	STACK	1X1
MOUNTING	BB				

Cover coils with end paper



DESIGNED BY 1025

DATE 12-8-38

Ep-115

ES - 700 V - WCT - 70 mA

EF - 7.5 V CT - 1.5 amps ^{white}

36

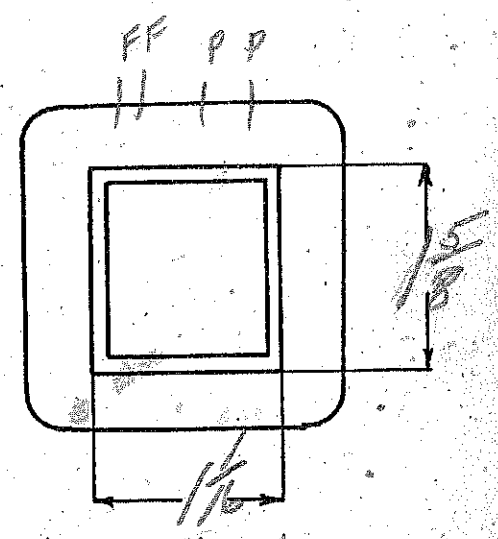

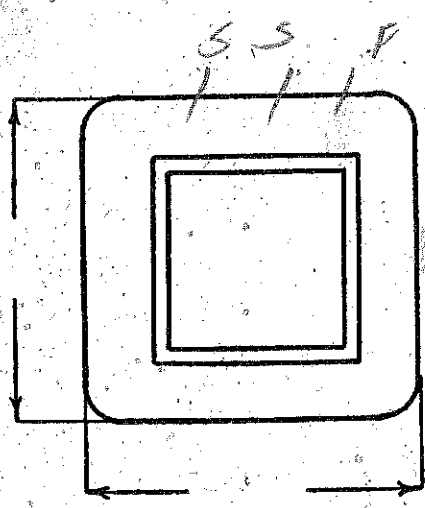
SPEC. NO. 4646

Winding	SEC	PRI	FIL			
Turns	2700	420	29			
Taps			15			
Wind. Lgth.	1 15/32					
Wire Size	#33	#22	#20			
T.P.L.	169-16	48-9	14			
Finish						
Type Lead	50 in	wire only				
Lead Lgth.	3" double	3"	3"			
Layer Insul.	16 #	50 #				
Test Volt.						
Wrapper	2100 WC	31005 GA	31005 GA			

TUBE 71007 IMPREGNATION Varnish

CORE K6 v. 1918 GA. 24 GRADE STACK

MOUNTING B



DESIGNED BY *[Signature]*

DATE 11/26/38

Ep-115, 20M Use choke # 6088
 Es-3500V-45ma S.C. (10 ma. with pri. choke) (25a) or 18.8 ma 60v-120

ELECTRIC ULTRA-VIOLET CORP. $\frac{N}{E} = 3.91$

SPEC. NO. 4647-25M

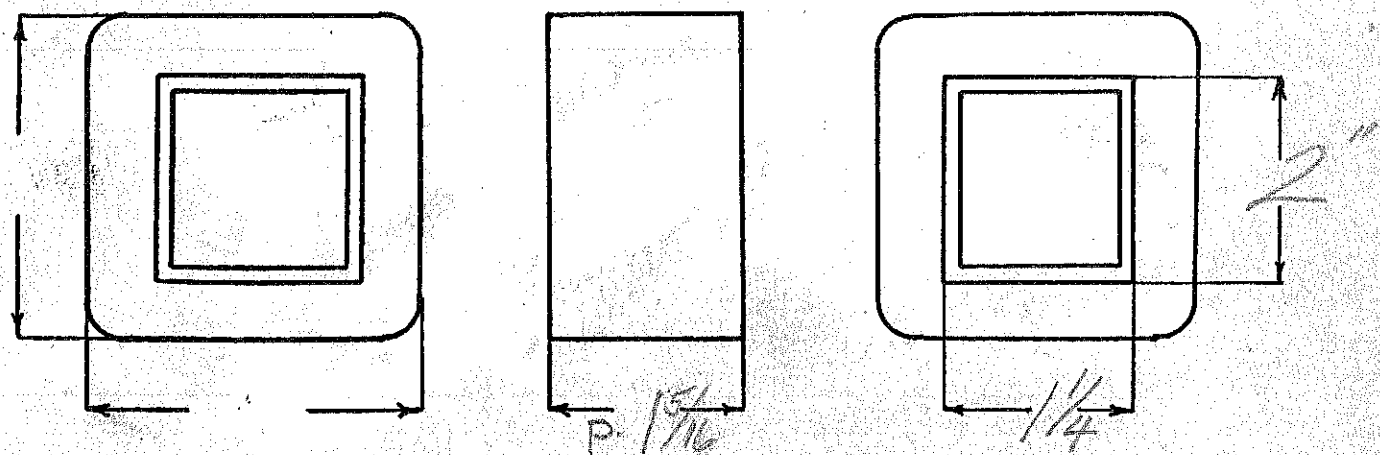
Winding	P	seperate Coils	S				
Turns	450	}	15,200				
Taps	-						
Wind. Lgth.	$3\frac{1}{32}$			$1\frac{5}{16}$			
Wire Size	#20			#36			
T. P. L.	27-17			212-72			
Finish							
Type Lead	#30 Pr Br			#18 Dulac			spiral first two and last two layers double piece
Lead Lgth.	12"			12"			
Layer Insul.	50 #			double 20 #			
Test Volt.							
Wrapper	21007 GA		31007 VC 31007 GA				

TUBE P-71007, S- 91007 GC 11007 VC IMPREGNATION Varnish-Lamination

CORE Double E GA. 24 GRADE D STACK

MOUNTING Neon Brackets. shunts $2\frac{1}{4} \times \frac{1}{16}$

110V-25W SC=42
 110V-60W SC=17
 122V-60W SC=19 (60W = 1.5 ma @ 120V with 478/choke = 1.5)



DESIGNED BY

P-1 5/16
 S-1 7/8

DATE

Choke - for use with 447-25N

replaced by 4781

SPEC. NO. 4648

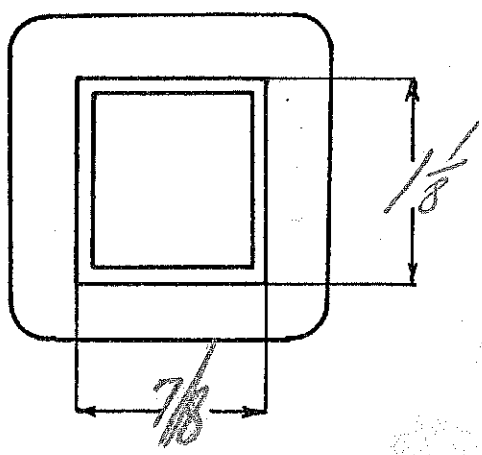

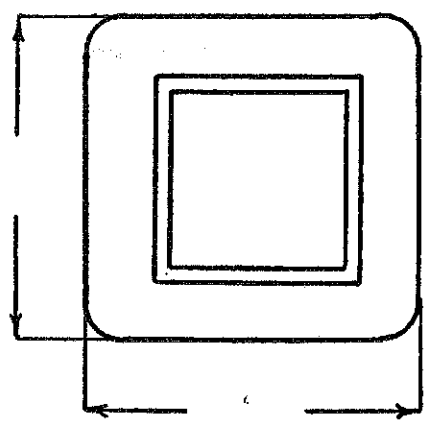
Winding						
Turns	630					
Taps	575 - 540 - 450					
Wind. Lgth.	1/16					
Wire Size	#24					
T. P. L.	45 - 14					
Finish						
Type Lead	W.O.					
Lead Lgth.	3"					
Layer Insul.	40#					
Test Volt.						
Wrapper	2L005GA					

TUBE	52007	IMPREGNATION	Varnish
------	-------	--------------	---------

CORE	GA.	GRADE	STACK
------	-----	-------	-------

MOUNTING BB

	25 N		60 N	
C	110	130	110	120
1	1 20	2 2	1-4.2	3.3
2	2 15	17	2-2.3	3
3	3 16	18	3-2.7	3.5
4	4 15 1/2	15	4-1.8	2.3



DESIGNED BY

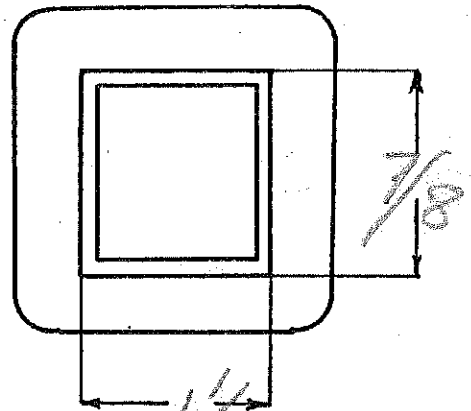

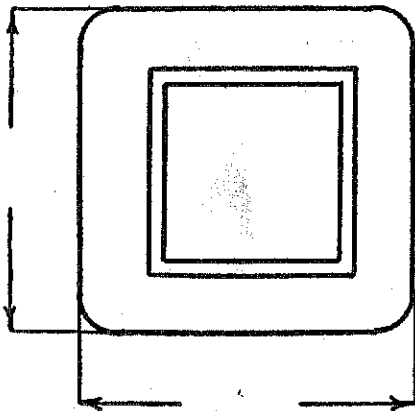
DATE

$E_p = 120V$
 $E_s = 1250V - 10 \text{ mils}$
 (tap 250)

SPEC. NO. 4650

Winding	P	S			
Turns	835	10100	A spiral first and last layer		
Taps		8140			
Wind. Lgth.	$\frac{1}{16}$	$\frac{1}{32}$			
Wire Size	#28	#40			
T. P. L.	29-29	116-89			
Finish		heavy finished mica			
Type Lead	Sil Br	Sil Br			✓
Lead Lgth.	3"	3"			
Layer Insul.	50 ^{TL}	double #14			
Test Volt.		3500			
Wrapper	21005GA	31007VC 31005GA			
TUBE	71007 (+31007VC inside)		IMPREGNATION	Varnish	
CORE	1/16 X 7/8 Keperonly GA		GRADE	STACK 1X1	
MOUNTING	BB				

Cover coils with endpaper
 29 Ga. Shunts



DESIGNED BY

JCS

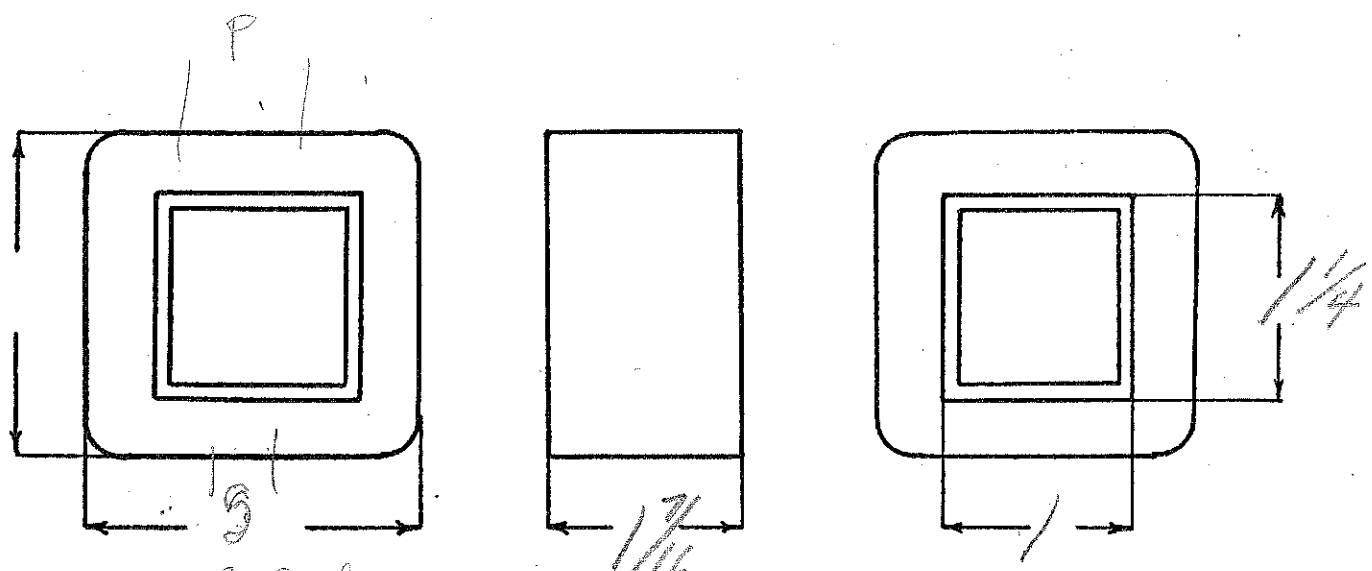
DATE

12-8-32

EP 24 50 VA
 Es 12
 $\frac{N}{E} = 5.1$

SPEC. NO. 4657

Winding	Pri	Sec				
Turns	122	74				
Taps						
Wind. Lgth.	1 1/4					
Wire Size	#19	#17				
T. P. L.	31-4	25-3				
Finish						
Type Lead	Wire Only					
Lead Lgth.						
Layer Insul.	007K	007K				
Test Volt.						
Wrapper	2L0056A	2L0056A				
TUBE	5L0076K		IMPREGNATION	Varnish		
CORE	1 X 1 1/4	GA. 24	GRADE D	STACK 2 X 2		
MOUNTING	S					



DESIGNED BY JCS

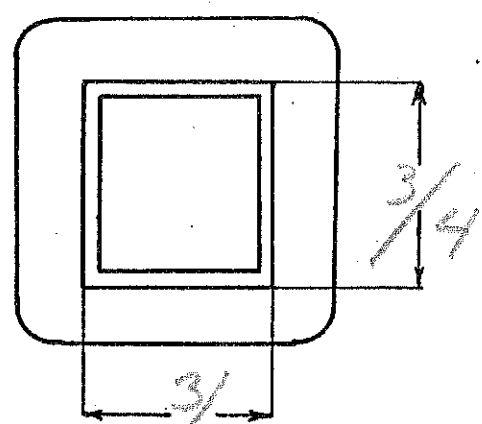

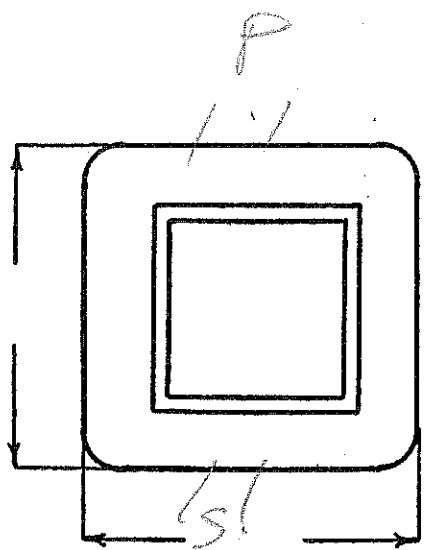
DATE 12-16-38

Ep-115
ES-12V-1amp

$$\frac{N}{F} = 10$$

SPEC. NO. 4652

Winding	P	S				
Turns	1150	144				
Taps	-	-				
Wind. Lgth.	7/8					
Wire Size	#31	#23				
T. P. L.	82-14	36-4				
Finish						
Type Lead	Sil/Bn	Wire Only				
Lead Lgth.	3"	3"				
Layer Insul.	30#	007K				
Test Volt.						
Wrapper	2L005GA	2L005GA				
TUBE	4L007GK		IMPREGNATION	Varnish		
CORE	3/4" X 3/4"	GA. 24	GRADE D	STACK	2X2	
MOUNTING	D					



DESIGNED BY J.C.G.

DATE 12-15-38

P - 11VCT for 5.5V vibrator operation

MMN 210th list

S - 300-325-350-375-400 each side - 75 ma

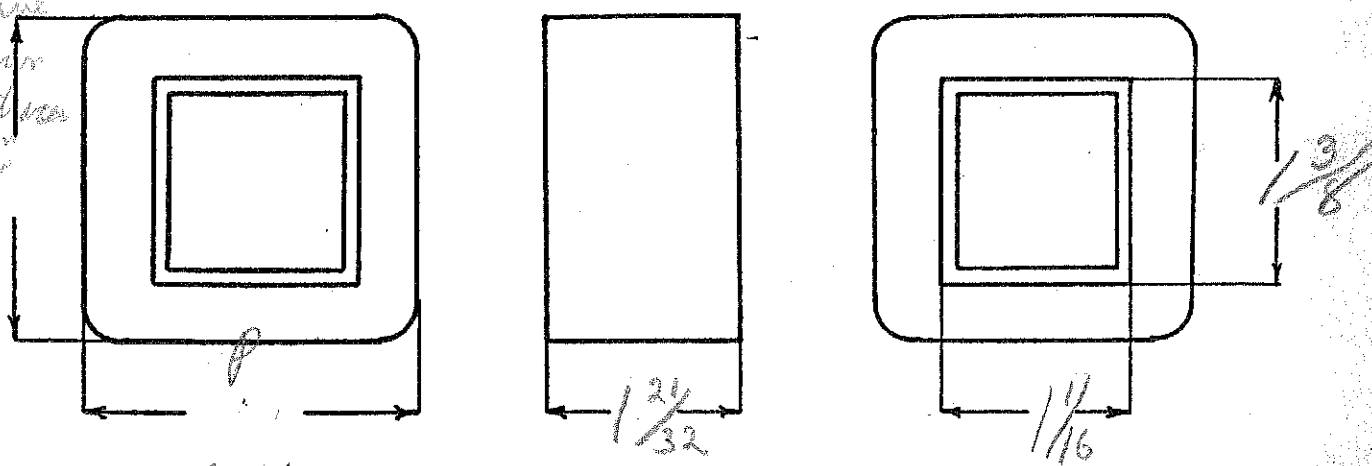
3.27

SPEC. NO.

4653

Winding	Sec	Shield	Pri			
Turns	3550-3660	1	36			
Taps	3200-3310-3430 460-1830		18			
Wind. Lgth.	1 1/32					
Wire Size	#33	Shim	#13			
T. P. L.	172-26		2L			
Finish						
Type Lead	Pz Br	sil Br	w. O.			
Lead Lgth.	9"	3"	9"			
Layer Insul.	double 20%		007K			
Test Volt.	Standard					
Wrapper	2L007VC	2L0056A	2L0056A			
TUBE	7L0076K		IMPREGNATION	Varnish		
CORE	1 1/16 X 1 3/8	GA. 24	GRADE D	STACK 2x2		
MOUNTING	A - Copper bandover lamination					

- 3660 red
- 3550 yellow
- 3430 green
- 3310 green trace
- 3200 brown
- 1830 blue
- 430 brown
- 350 green trace
- 230 green
- 110 yellow
- 0 red



DESIGNED BY JCS

DATE 3-13-39

$k_p = 120$
 $S_1 = 530VCT - 80mA$
 $S_2 = 750VCT - 200mA$
 $F_1 = 6.3VCT - 4Amp$
 $F_2 = 3VCT - 4Amp$
 $F_3 = 5VCT - 2Amp$
 $F_4 = 5VCT - 2Amp$
 $NE = 1.4$

SPEC. NO. 4654

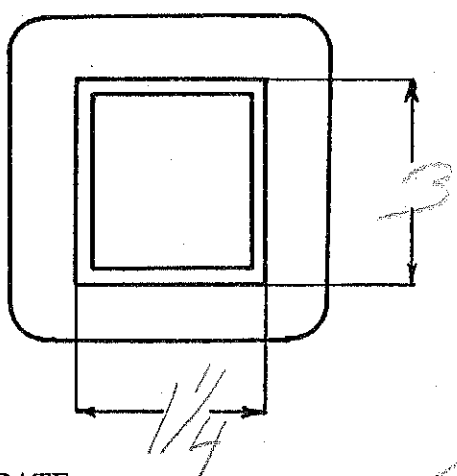

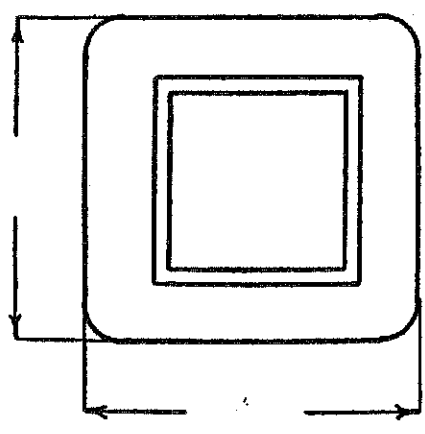
Winding	S ₁	Shield	S ₂	Shield	P	F ₁	F ₂	F ₃	F ₄
Turns	1420	1	1000	1	215	12	12	10	10
Taps	710		500		-	6	6	5	5
Wind. Lgth.	1 3/4	✓	1 3/4	-	1 3/4	1 1/2	1 1/2	-	-
Wire Size	#29	Shim	#33	Shim	#19	#19 double	#19 double	#18	#20
T. P. L.	185-12		180-6		43-5				
Finish									
Type Lead	P/Bn	Sil/Bn	P/Bn	Sil/Bn	Wire Only				
Lead Lgth.	9"	3"	9"	3"	9"	9"	9"	4"	9"
Layer Insul.	double 20#		double 16#		007K	007K	007K		
Test Volt.									
Wrapper	1L007VC	1L005VC	1L005VC	2L007GA	2L007GA				2L007GA

TUBE 9L007GK IMPREGNATION Varnish

CORE 1 1/4 X 3 GA. 24 GRADE D STACK 2 X 2

MOUNTING A

S_1 - Red - Blue G
 S_2 - Yellow - Brown G



DESIGNED BY gcy

DATE 12-13-38

Ep-120
 Es-310 V.C.T-40MMO,
 F1-613V.RT 1.5 Amp
 F2-5V - 2 Amp

$\frac{N}{E} = 52$

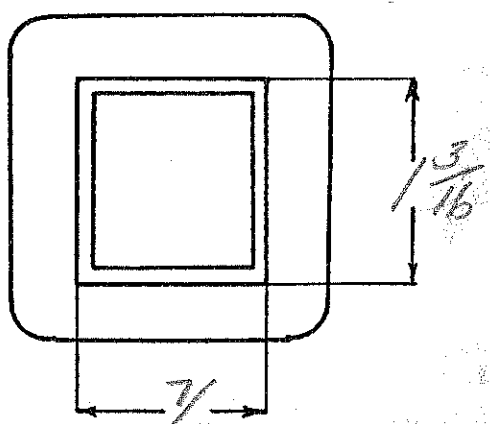

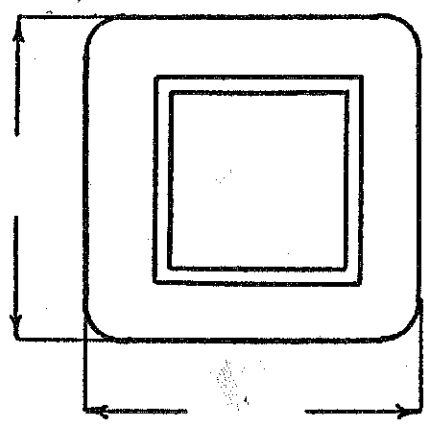
SPEC. NO. 4655

Winding	S	Shield	P	F ₁	F ₂		
Turns	1840	70	625	37	30		
Taps	920		-	18			
Wind. Lgth.	1 1/16						
Wire Size	#37	#28	#28	#21	#21		
T. P. L.	185-10	70	70-9				
Finish							
Type Lead	Pc Br	Wire Only	Pc Br	Wire Only			
Lead Lgth.	9"	3"	9"	9"	9"		
Layer Insul.	double 14		40#				
Test Volt.							
Wrapper	1L005V.C.	1L005V.C.	2L005GA		2L005GA		

TUBE 5L007GK IMPREGNATION Vannish

CORE 7/8 X 3/16 GA. 24 GRADE D. STACK 2X2

MOUNTING A



DESIGNED BY JCY

DATE 12-13-38

Auto transformer for leads

Japs - 0-1-2-3-4-5-6-12-105-110-115-120-125-220-230-240-250

750 VA $\frac{V}{E} = 2$

SPEC. NO. 4656

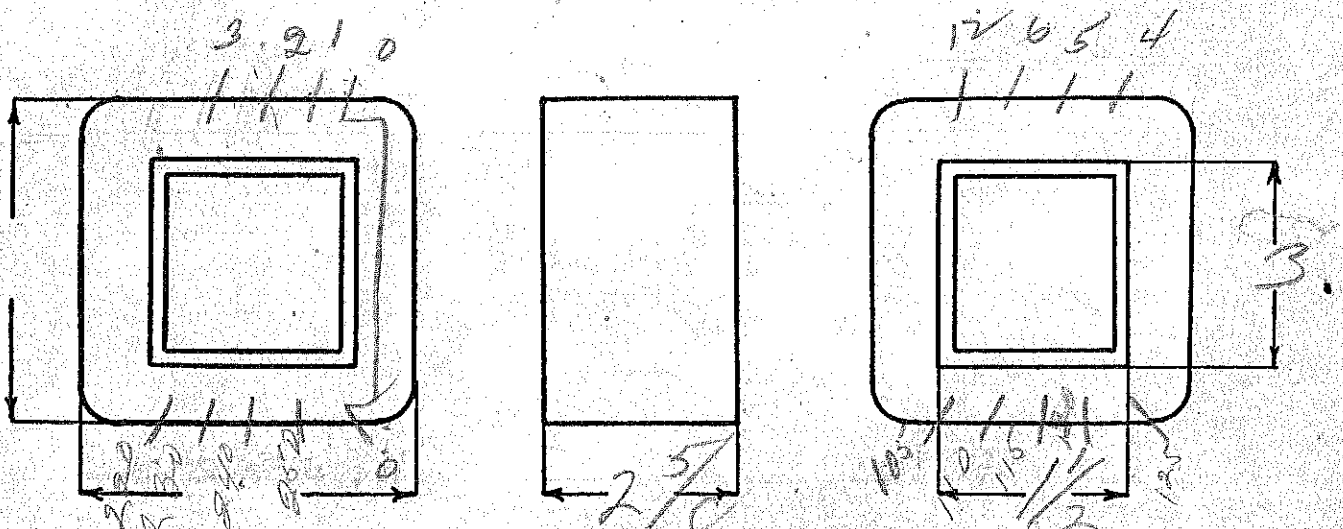
Winding	Continuous					
Turns	24	476				
Taps	2, 4, 6, 8, 10, 12	186-196-206	216-226	416-436	456	
Wind. Lgth.	2 1/4"	2 1/4"				
Wire Size	#13	#16				
T. P. L.	24-1	40-12				
Finish						
Type Lead	wire only					
Lead Lgth.	4"	4"				
Layer Insul.		007K				
Test Volt.						
Wrapper		3/007GA				

TUBE 10L007BK IMPREGNATION Varnish

CORE 1 1/2 X 3 GA. 24 GRADE D STACK 2 X 2

MOUNTING BB

Loop on Coil



DESIGNED BY JCM

DATE 12-14-38

Sample to Philips

E₁ - 120
 E₂ - 150V.C.T. (open) 45Ma.
 E₃ - 5.0V - 2Amp
 E₄ - 6.3V - 1.9Amp

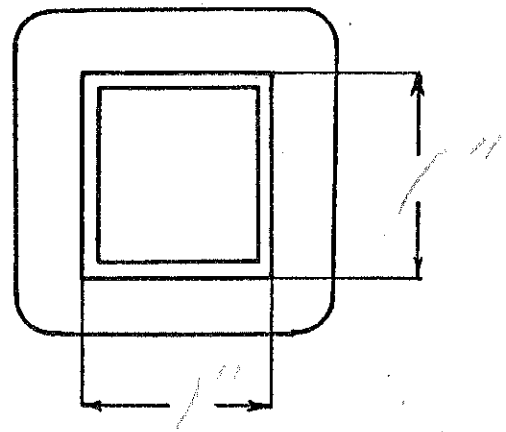

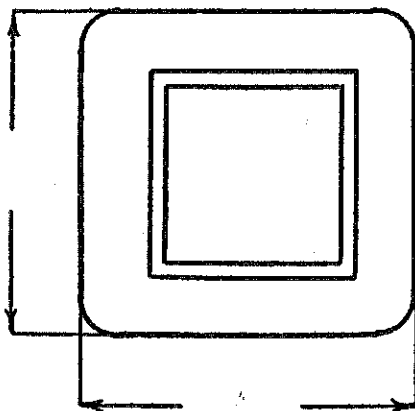
SPEC. NO. 4657

Winding	S	Shield	Pri	F ₁	F ₂		
Turns	3650	1	640	30	37		
Taps	1825						
Wind. Lgth.	1125		125				
Wire Size	#36	shim	#27	#21	#21		
T. P. L.	205-18		74-9				
Finish							
Type Lead	#22 celluc	sil/Br	#22 celluc	Wire Only			
Lead Lgth.	9"	3"	9"	9"	9"		
Layer Insul.	Double 16		40		007K		
Test Volt.							
Wrapper	1L007VC	1L005VC	2L005GA		2L005GA		

TUBE 5L007SK IMPREGNATION Varnish

CORE 1x1 GA. 24 GRADE D STACK 2x2

MOUNTING A



DESIGNED BY JCA

DATE 12-16-38

Ep-115
ES-300V

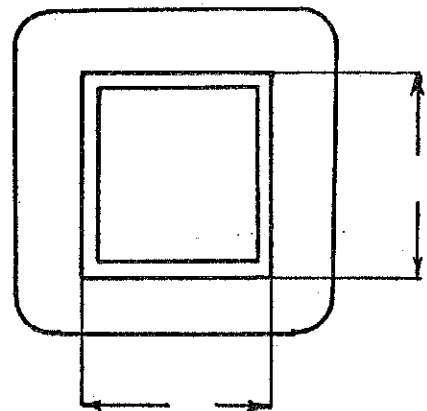

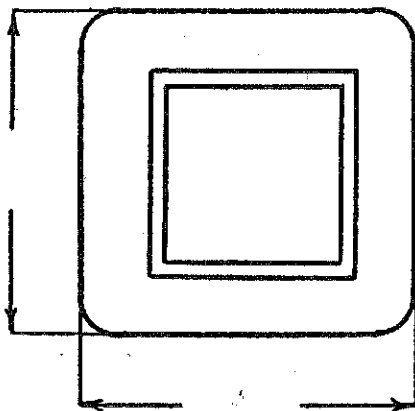
REVISIONS 7203

E.J. ROSE

use #4701 chok in 100

SPEC. NO. 4658

Winding							
Turns							
Taps							
Wind. Lgth.							
Wire Size							
T. P. L.							
Finish							
Type Lead							
Lead Lgth.							
Layer Insul.							
Test Volt.							
Wrapper							
TUBE				IMPREGNATION			
CORE	GA.		GRADE		STACK		
MOUNTING							



DESIGNED BY

DATE

$E_p = 115$
 $E_s = 2500VCT 500mA$ ($\frac{1}{2}$ mfd filter - no choke)

Handwritten: 1.335

SPEC. NO. 4659

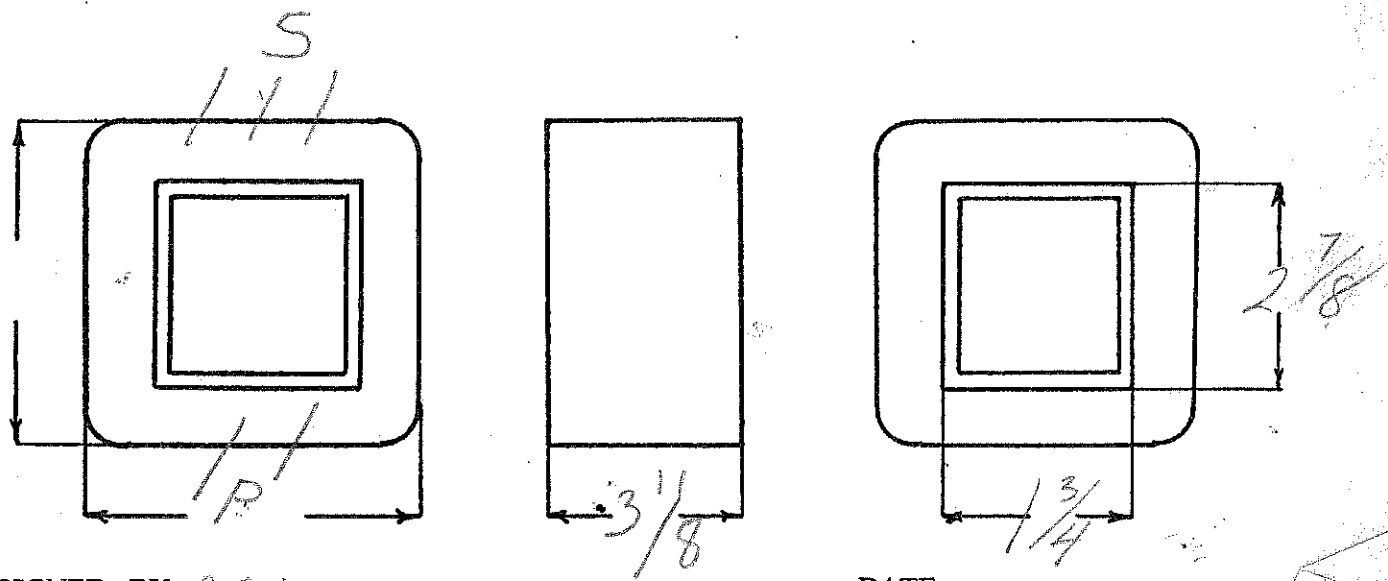
Winding	Sec	Pri					
Turns	3480	154					
Taps	1740						
Wind. Lgth.	2 $\frac{5}{8}$ "						
Wire Size	#25	double #16					
T. P. L.	124-28	52-6					
Finish	Bakelite strip	Leads					
Type Lead	S+F. $\frac{21}{8}$ del CT W.O.	W.O.					
Lead Lgth.	4"	14"					
Layer Insul.	double 30#	007K					
Test Volt.	5000	1250					
Wrapper	3L007VC 3L005GA	3L005GA					

TUBE 10L007GK + 1L007VC IMPREGNATION Varnish

CORE $1\frac{3}{4} \times 2\frac{7}{8}$ GA. 24 GRADE D STACK 2x2

MOUNTING U

Handwritten: Pri \rightarrow Sec. to bakelite strip

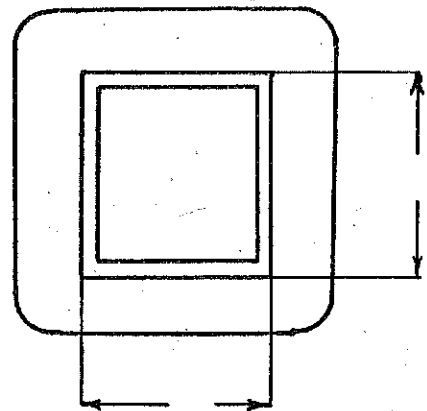

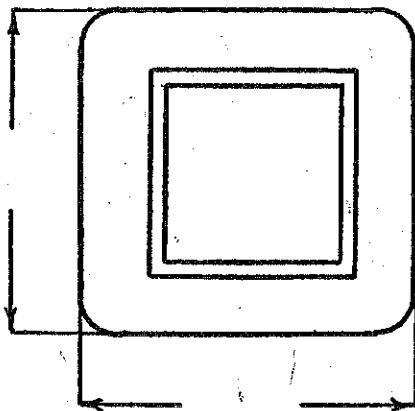


DESIGNED BY 902

DATE 1-27-39

Same as 4180 except for lead lengths
 SPEC. NO. 4660

Winding	SEC		PRI	F(9) 9"	F(9) 9"		
Turns							
Taps							
Wind. Lgth.							
Wire Size							
T. P. L.							
Finish							
Type Lead	out of case to end of sleeving						
Lead Lgth.							
Layer Insul.							
Test Volt.							
Wrapper							
TUBE				IMPREGNATION			
CORE	GA.	GRADE		STACK			
MOUNTING	SA						



DESIGNED BY

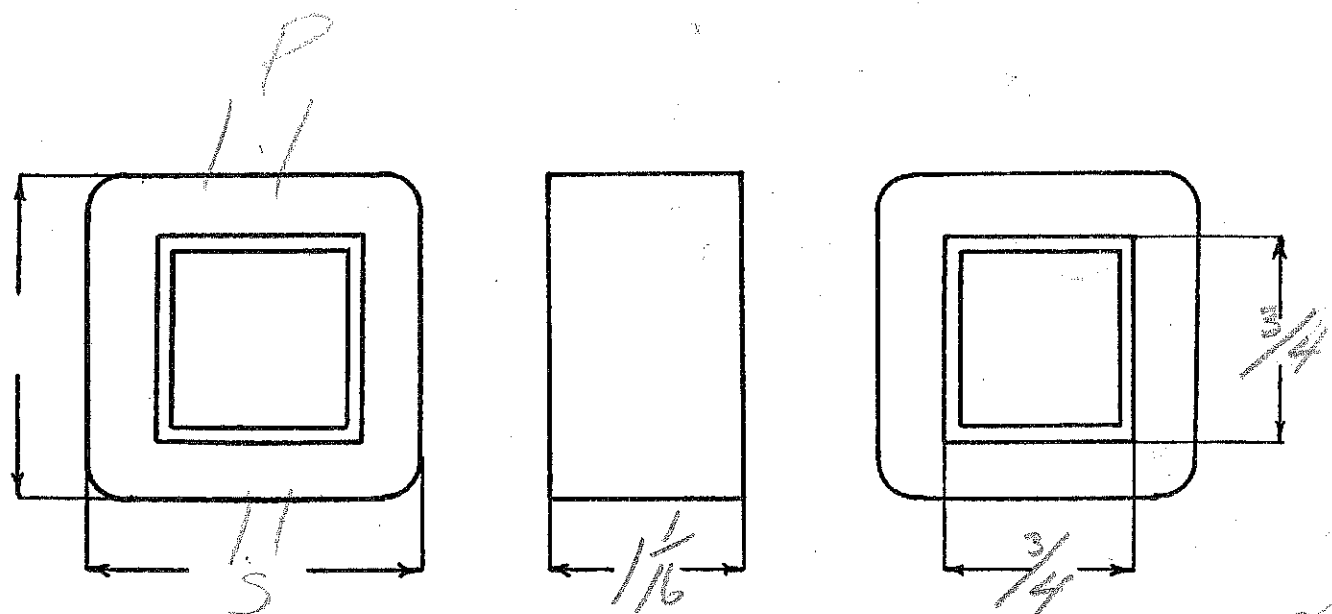
DATE

Ep 120
Es 6.3V-lamp

RADIO EQUIP. DISI

SPEC. NO. 4662

Winding	P	S				
Turns	1200	76				
Taps	—					
Wind. Lgth.	7/8	✓				
Wire Size	#33	#23				
T. P. L.	101-12	26-3				
Finish						
Type Lead	Sil. Br.	Wire only				
Lead Lgth.	3"	3"				
Layer Insul.	30#	007K				
Test Volt.						
Wrapper	21005GA	21005GA				
TUBE	4L007G-K		IMPREGNATION	Varnish		
CORE	3/4" x 3/4"	GA. 24	GRADE	D		
MOUNTING	D					



DESIGNED BY J.C. [Signature]

DATE 12-16-38

115/230V - Pri - 60W
 2000V @ 300ma
 10V CT @ 7.75 Amp.

Bristow

SPEC. NO. 4664-115/230V

Winding	Sec.		Pri #1	Pri #2		10V	
Turns	3100 - $(8\frac{1}{2}\%)$		165	165		16 - (11%)	
Taps	—		157-150	157-150		8	
Wind. Lgth.	2 1/4"		2 1/2"	2 1/2"		2 1/2" = 2.5"	
Wire Size	#27		#16	#16		#14	
T. P. L.	148-212		42-42	42-42		16-16	
Finish	Pitch 70%		88%	88%		42%	
Type Lead	#20 Dube		W.O. Sleeve	W.O. Sleeve		W.O. Sleeve	
Lead Lgth.	4"		4"	4"		4"	
Layer Insul.	22 4076		12 007"K	12 005"K		—	
Test Volt.	5000V		—	—		—	
Wrapper	22-007VC		22	22		22	
	22-005 GA		005 GA	005 GA		005 GA	

TUBE 122-007"6K+22-007VC IMPREGNATION Varnish

CORE 1 3/4 x 2 5/8" E6 IGA. 24 GRADE D STACK 2x2

MOUNTING "U" Sec to take like Panel - Lugs on Pri & Fila

$Cu = 671 - 612 - 612 - 529$

$Fe = 64.9 @ 60W$

$TPV = 1643$

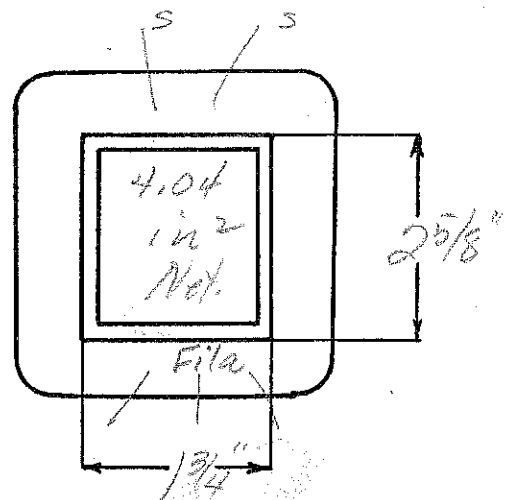

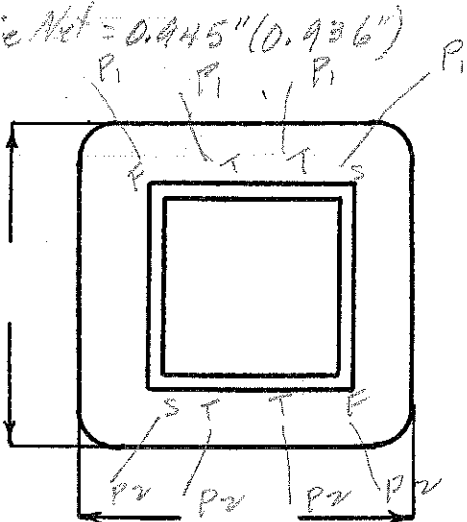
Wire Net = 0.045" (0.936")

$\Sigma Sec VA = 678$

$Pri VA = 886$

$Pri I = 4.22 @ 210V$


$r = 85, \cos \theta = 90$



DESIGNED BY NWS

DATE 8-12-41

OVER



Note: Multi wind HV Secondary.
Single wind both primaries & Filament.

<u>Connections</u>		
<u>(105 - 115V Operation)</u>		
	<u>Strap</u>	<u>Connect</u>
115V	1-5	1 & 4
	4-8	
110V	2-6	2 & 4
	4-8	
105V	3-7	3 & 4
	4-8	

<u>Connections</u>		
<u>(210 - 230V Operation)</u>		
	<u>Strap</u>	<u>Connect</u>
230V	4-5	1 & 8
220V	4-6	2 & 8
210V	4-7	3 & 8

Note: Number Pri & Filament leads as above on panel (rubber stamps) before varnish.

210, 220 & 230V Pri - 60w Bristol

2000V @ 300ma

10V CT @ 7.75A

See 115V/230V Spec.

SPEC. NO. 46641-739

Winding	See	(8 1/2%) Pri	10V	
Turns	3100	329	16	(17%)
Taps	—	15 - 300	8	
Wind. Lgth.	2 1/2"	2 1/2"	2 1/2"	
Wire Size	#27	#16	#14	
T. P. L.	148 - 214	42 - 84	16 - 14	
Finish	90%	88%	42%	
Type Lead	#20 Dolan	W.O.	W.O.	
Lead Lgth.	4"	4"	4"	
Layer Insul.	2L 40#6	1L 007 K	—	
Test Volt.	5000	—	—	
Wrapper	2L-007 VC 2L-0056A	2L 0056A	2L 0056A	

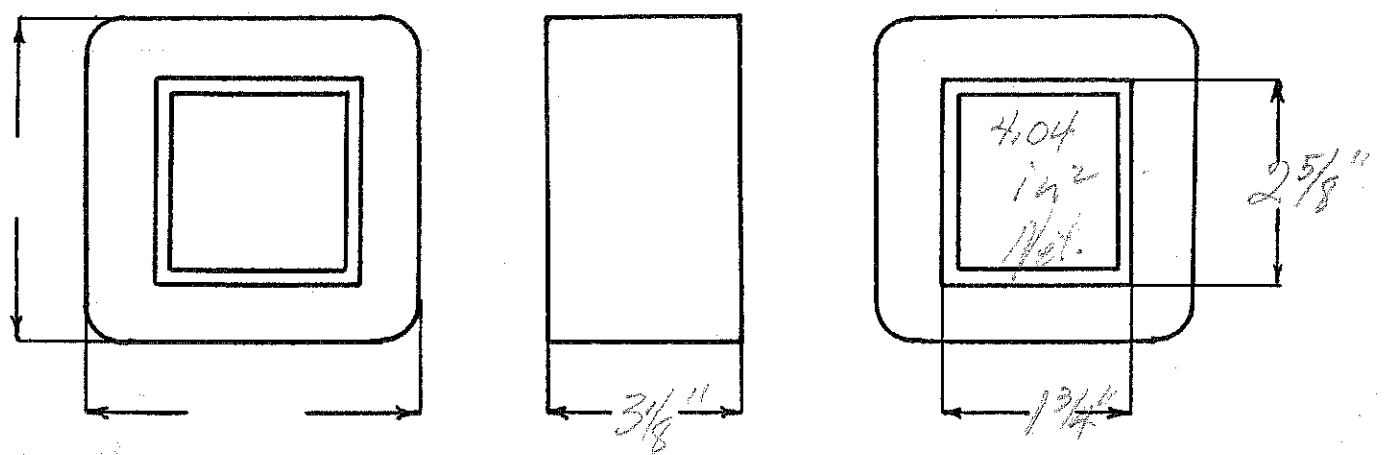
TUBE 12L-007" GK + 2L-007 VC IMPREGNATION Vauwite 6

CORE 1 3/4" x GA. 24 GRADE D STACK

MOUNTING

Cu = 671 - 612 - 529
 Fe = 64.9 @ 60w
 TPV = 1.43
 wire Net = 0.945%



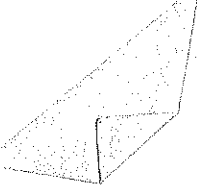
Σ See VA = 678
 Pri VA = 886
 Pri I = 4.22 @ 210V
 η = 85, cosφ = 90



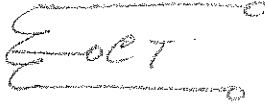
DESIGNED BY HWS

DATE 8-7-41

over



2000V @ 300 mA



10V @ 7.75 A

E_p 105-115-125
 E_s 2000 V. - 300ma
 E_f 10 VCT 7.75a

$\frac{e}{e} = 1.31$

SPEC. NO. 4664-25a

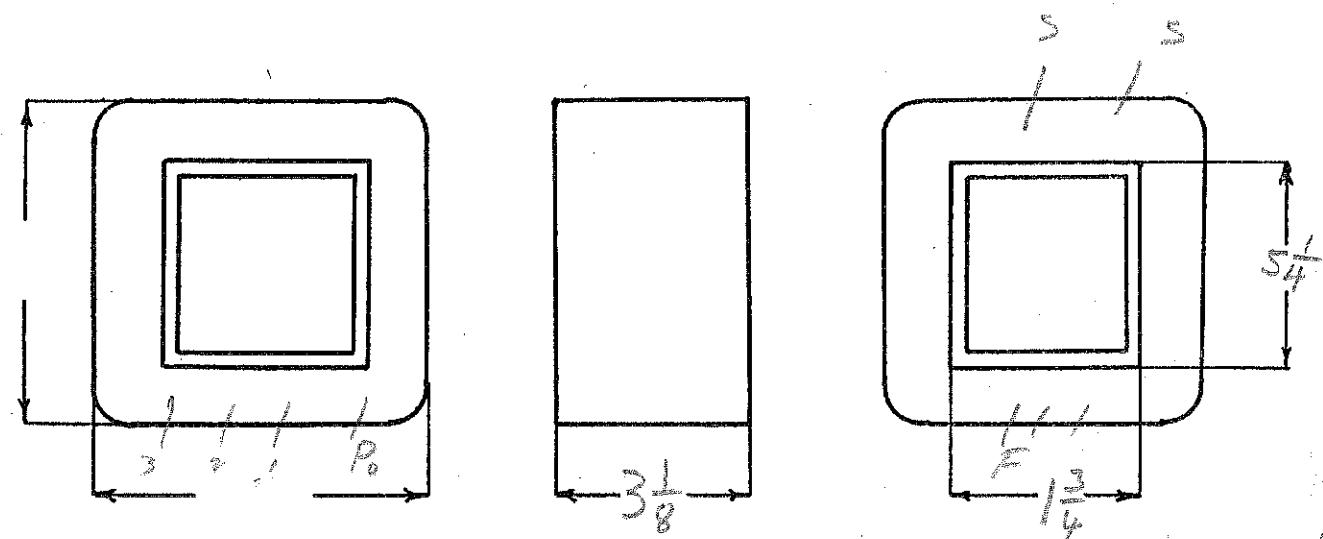
Winding	Sec.	Pri	Fil				
Turns	2800	164	14				
Taps		138-151	7				
Wind. Lgth.	2 1/2	2 1/2					
Wire Size	#27	#13	#14				
T. P. L.	148-19	35-5					
Finish				START LEAD IN COIL			
Type Lead	DVL AC	W.O	W.O				
Lead Lgth.	4"			DOUBLE INSULATION ON			
Layer Insul.	DOUBLE 40#	.007K		FIRST TWO AND LAST TWO			
Test Volt.				LAYERS.			
Wrapper	2L007VC 2L0076A	2L0078A	3L0076A				

TUBE 10L007 + 2L007VC IMPREGNATION VAR.

CORE 1 3/4 x 5 1/4 GA. 24 GRADE D STACK 2x2

MOUNTING U-BRISTON SPECIAL RES #331V

Sec. to bakelite strip - pri + fil. to legs.



DESIGNED BY JTW 3/12/40

DATE

4664

DIATHERMY TRANS. (BRISTOW + Co.)

Ep - 105-115-125
 Es - 2000 V. - 300 Ma.
 Ef - 10 VCT - 7.75 Amp.

N/E = 1.28

9.3% reg.

SPEC. NO. 4664

Winding	SEC	PRI	FIL				
Turns	2800	160	14				
Taps	-	136-148	7				
Wind. Lgth.	2 1/8	2 1/8	2 1/8				
Wire Size	#27	#13	#14				
T. P. L.	148-19L	35-5L					
Finish							
Type Lead	#20 Dulac	WIRE ONLY					
Lead Lgth.	4"			Double insulation on first and last			
Layer Insul.	Double 40#	.007K		two layers.			
Test Volt.	5000	1250					
Wrapper	2L.007VC 2L.007GA	2L.007GA	3L.007GA				

TUBE	10L.007GK - 2L.007VC	IMPREGNATION	VARNISH
------	----------------------	--------------	---------

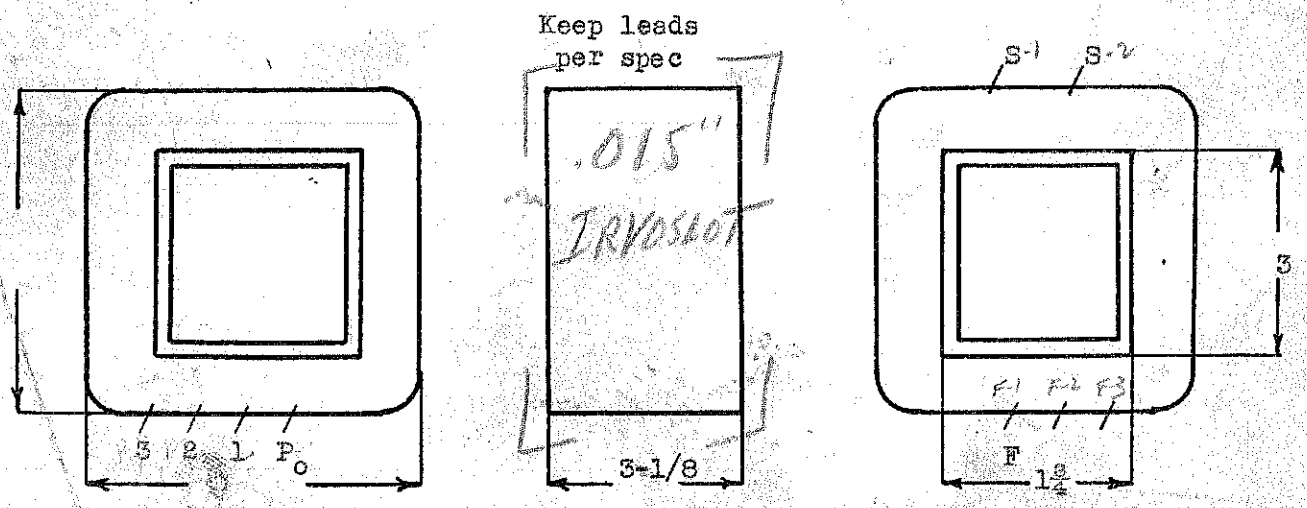
CORE	1 3/4 x 3	GA.	24	GRADE	D	STACK	2 x 2
------	-----------	-----	----	-------	---	-------	-------

MOUNTING	U	See #3512
----------	---	-----------

W.N. = 0.935 (0.852)

Start lead in Coil

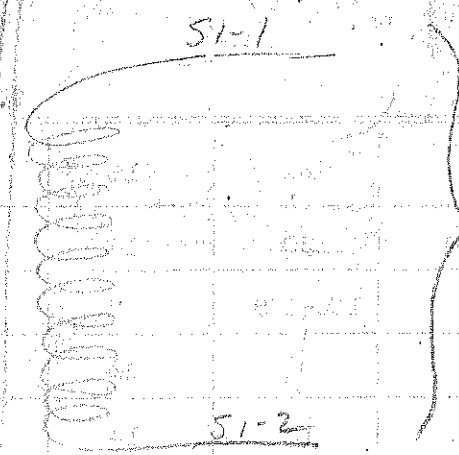
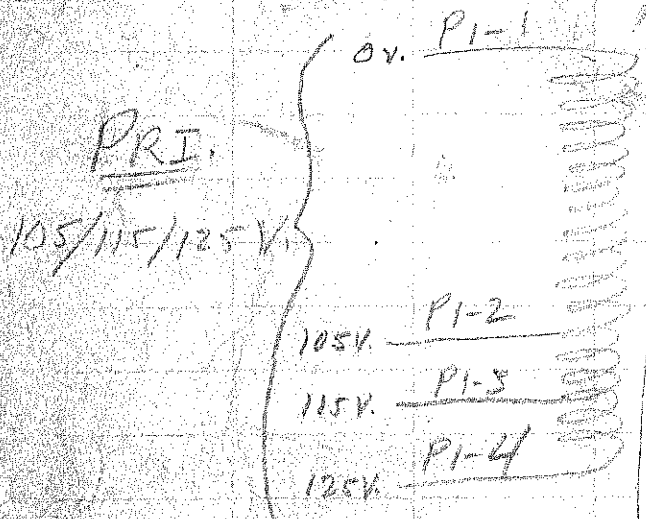
Sec. to bakelite strip - pri & fil to lugs.



DESIGNED BY GW

DATE 12/17/38

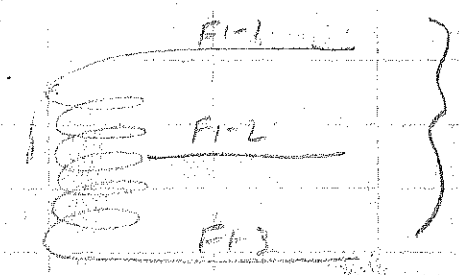
#4664



SEC.

2,000V

@ 300MA



FIL.

10V. C-T

@ 7.75 AMP



Ep - 115
 Es - 24 V. - 75 Watt (Int.)

formerly 2084

SPEC. NO. 4665

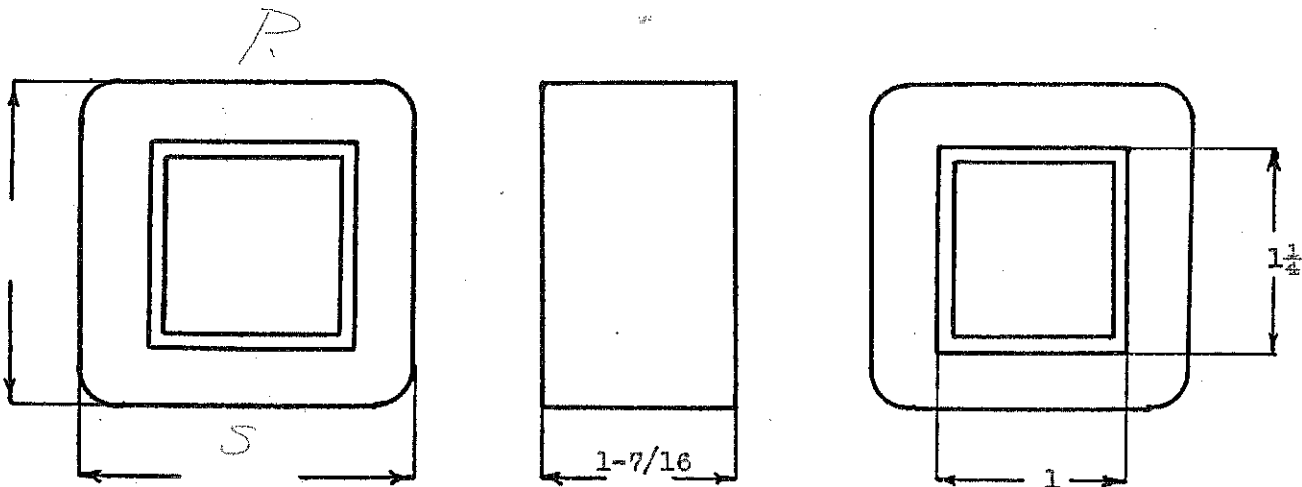
Winding	PRI	SEC					
Turns	540	124					
Taps							
Wind. Lgth.	1 $\frac{1}{4}$	1 $\frac{1}{4}$					
Wire Size	#25	#20					
T. P. L.	60-9	32-4					
Finish							
Type Lead	W.O.	W.O.					
Lead Lgth.							
Layer Insul.	40#	50#					
Test Volt.							
Wrapper	1L.007VC	2L.005GA					

TUBE	7L.007GK	IMPREGNATION	VARNISH
------	----------	--------------	---------

CORE 1 x 1 $\frac{1}{4}$ GA. 24 GRADE D STACK 2 x 2

MOUNTING S - Furnace Control Case

P - 125 V. P - One black, one white #14 Motor Cable - Stamp 115 V. - 50-60 Cycles.
 S - 28 V. S - Black - #14 Motor Cable - Stamp 24 V. - 75 V.A. Int.



DESIGNED BY

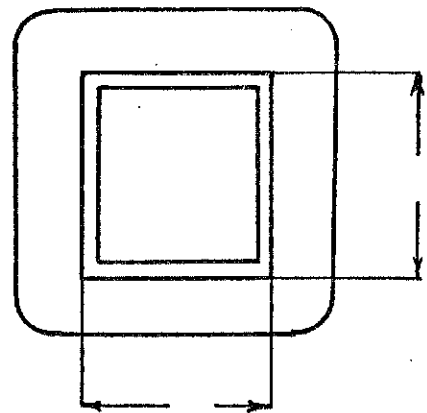

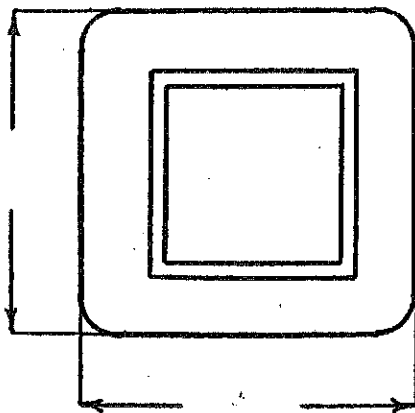
DATE 12/21/38

115 to 230V auto transformer
150 VA

This is PH42 reverse
so as to step up instead
of down.
SPEC. NO. 4666

RADIO & TELEV. EQUIP. CO.

Winding							
Turns							
Taps							
Wind. Lgth.							
Wire Size							
T. P. L.							
Finish							
Type Lead							
Lead Lgth.							
Layer Insul.							
Test Volt.							
Wrapper							
TUBE				IMPREGNATION			
CORE	GA.	GRADE		STACK			
MOUNTING	T						



DESIGNED BY *JOS*

DATE 12-28-38

EP-115

POWER PACKS 4/8

BRIDGECO MFG. CO.

ES-26.5V-3amp

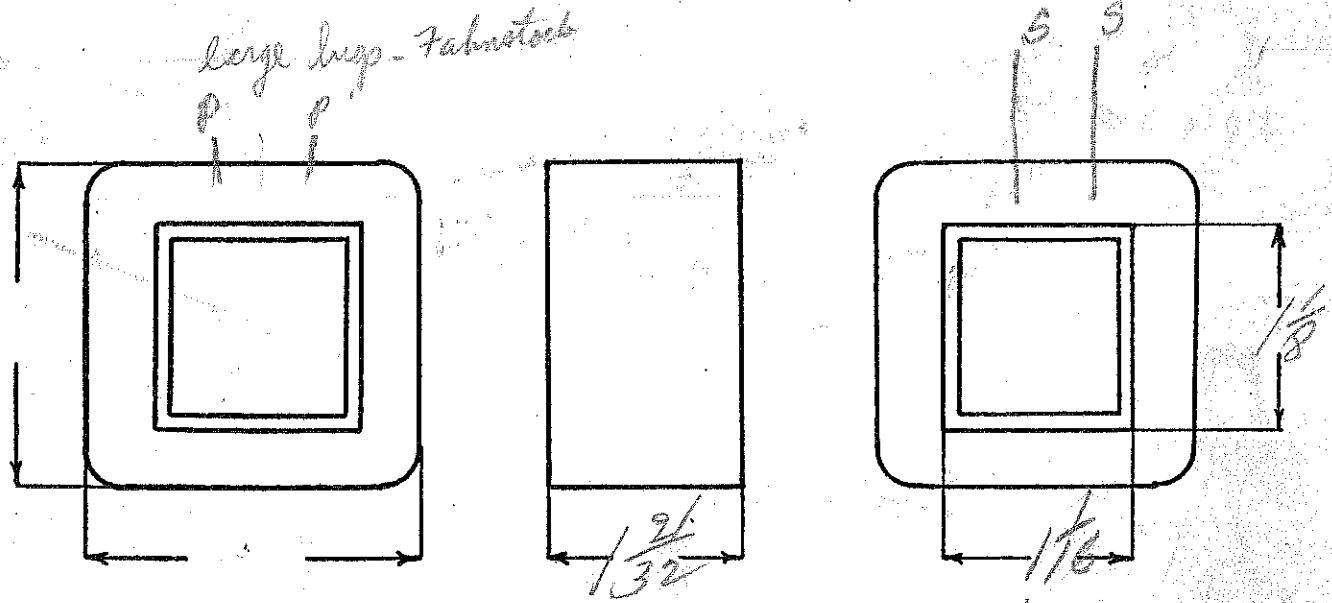
SPEC. NO. 4467

Winding	P	S				
Turns	550	130				
Taps	-	-				
Wind. Lgth.	1 15/32					
Wire Size	#23	#18				
T. P. L.	55-10	4L				
Finish						
Type Lead	wire only					
Lead Lgth.	3"	6" Wire	3' Screening			
Layer Insul.	50#	.001'				
Test Volt.						
Wrapper	2L0056A	2L0056A				

TUBE	74007	IMPREGNATION	Varnish
------	-------	--------------	---------



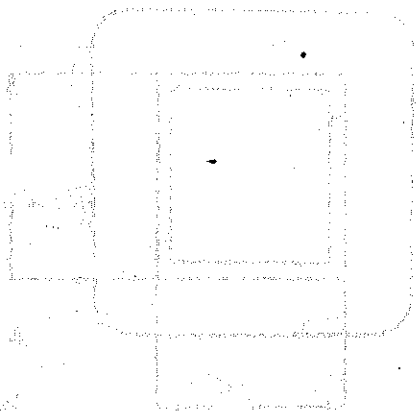
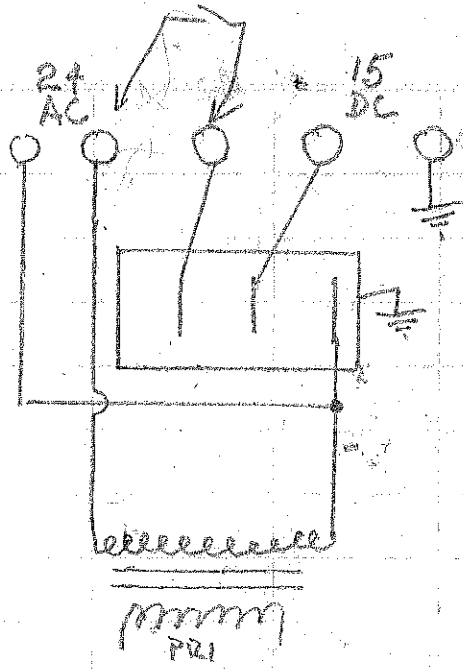
CORE	GA.	GRADE	STACK
------	-----	-------	-------

MOUNTING on chassis with ASA Rectifier.



DESIGNED BY *sw*

DATE 1/10/39

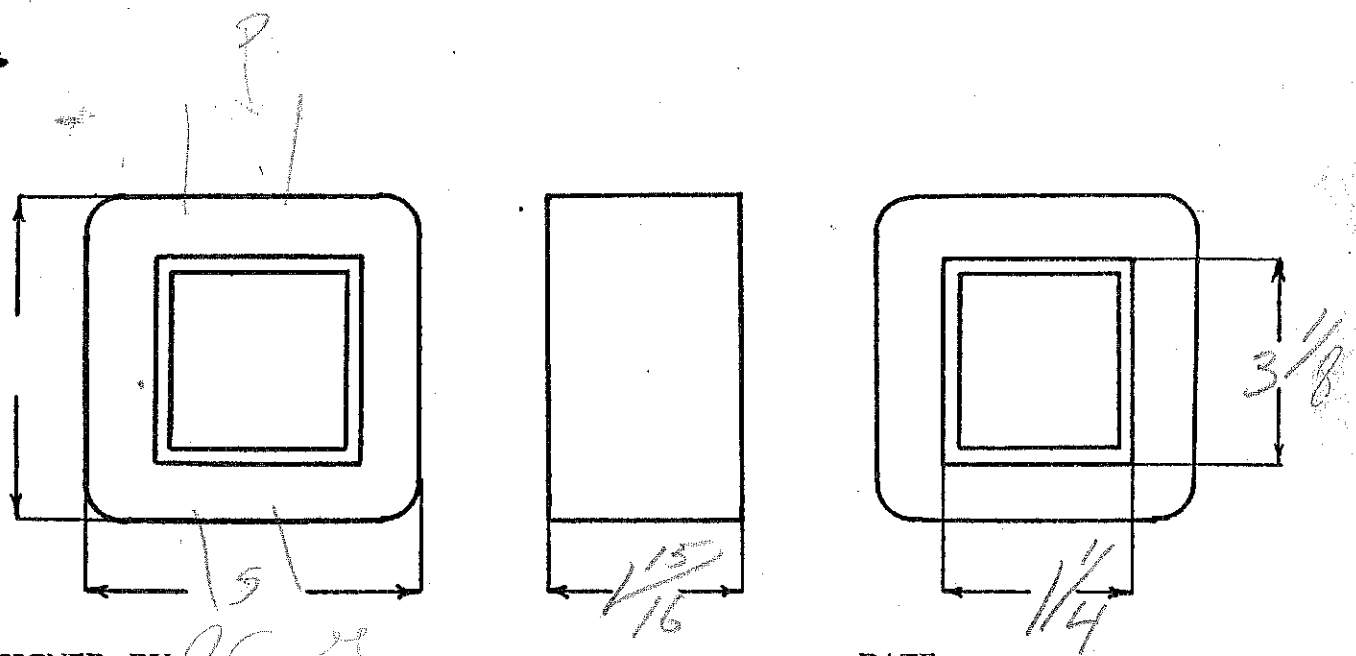


$E_p - 115$
 $E_s - 220$
 200 VA

$\frac{N}{E} = 2$

SPEC. NO. 4668

Winding	S	P				
Turns	475	230				
Taps	—	—				
Wind. Lgth.	1 3/4	—				
Wire Size	#22	#18				
T. P. L.	60-8	39-6				
Finish	Wire Only	Wire Only				
Type Lead						
Lead Lgth.	3"	3"				
Layer Insul.	50 [#]	007K				
Test Volt.						
Wrapper	1L007VC	2L007GA				
TUBE	9L007 GK		IMPREGNATION	Varnish		
CORE	1 1/4 x 3/8	GA. 24	GRADE	0		
MOUNTING	U		STACK	2x2		



DESIGNED BY JCS

DATE 12-28-38

$E_p - 120V - 25N$

For Philips Model 625

INSTRUMENT CO.

$E_s - 680VCT - 65Ma$

Similar to 64 (25N)

$f_1 - 5V - 2A$

$N = 4.83$

SPEC. NO. 4669 (25N)

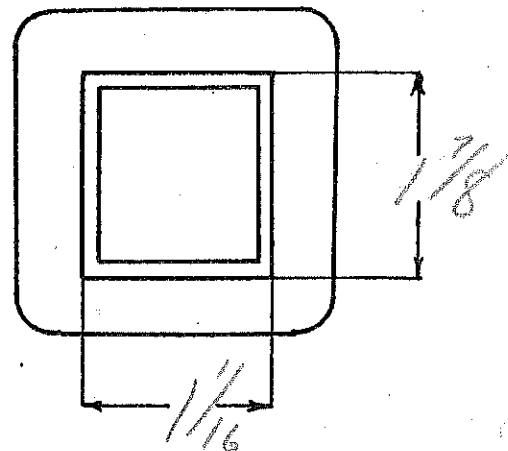

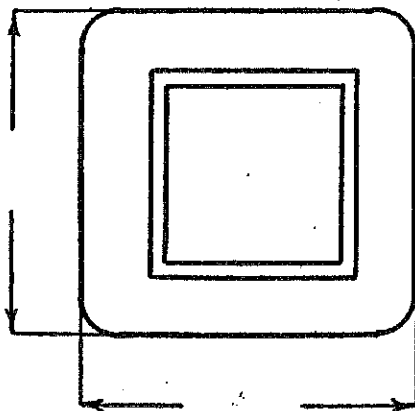
$f_2 - 6.3VCT - 2A$

Winding	Sec	Shield	Fri	F ₁	F ₂		
Turns	3750	189	580	28	35		
Taps	1875				17		
Wind. Lgth.	1 1/32	✓	✓				
Wire Size	#34	#34	#24	#19	#19		
T. P. L.	189-20	189	58-10				
Finish							
Type Lead	#20 Pr Br	Sl Br	#20 Pr Br	Wire Only			
Lead Lgth.	9"	3"					
Layer Insul.	double 16#		50#				
Test Volt.							
Wrapper	1007VC	1007VC	2005 GA	2005 GA	2005 GA		

TUBE 7007 GR IMPREGNATION Varnish

CORE 1/16 x 1/8 GA. 24 GRADE D STACK 2x2

MOUNTING SA



DESIGNED BY JCS

DATE 12-29-39

$E_p - 120V$
 $E_s - 800VCT - 250Ma$
 $E_1 - 5V - 3A$
 $E_2 - 6.3V - 7A$

$\frac{N}{E} = 1.85$

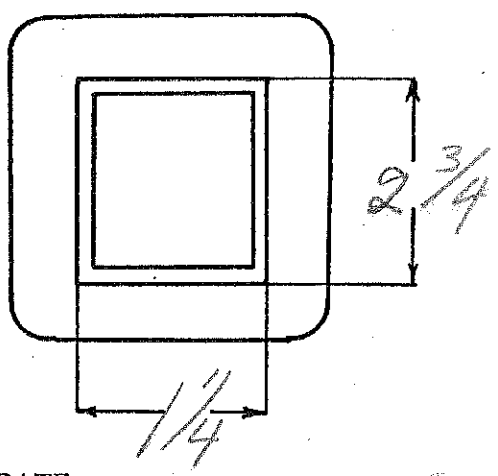

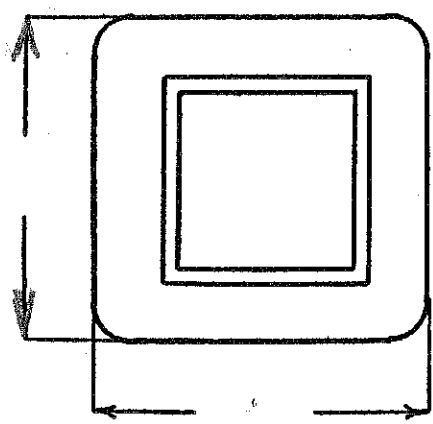
SPEC. NO. 4670

Winding	Sec	Shield	Pri	F ₁	F ₂		
Turns	1580	100	222	10	13		
Taps	790		-	-	-		
Wind. Lgth.	1 ³ / ₄		1 ³ / ₄	1 ³ / ₄	1 ³ / ₄		
Wire Size	#28	#28	#20	#17	#13		
T. P. L.	115-14		45-5				
Finish							
Type Lead	P. Br.	W.O.	W.O.	W.O.	W.O.		
Lead Lgth.	6"	3"	9"	6"	9"		
Layer Insul.	Double 20%		007K				
Test Volt.							
Wrapper	1L007YC	2L005GA	2L005GA		2L005GA		

TUBE 9L007 GK IMPREGNATION Varnish

CORE 1/4 x 2 3/4 GA. 24 GRADE D STACK 2x2

MOUNTING A



DESIGNED BY J.C.Y.

DATE 12-30-38

Ep-115
 ES-1750-2000-2500V-4000mA

POWER TRANSFORMER

220 4/60
 THE FISCHER CORP.
 SPEC. NO. 4671

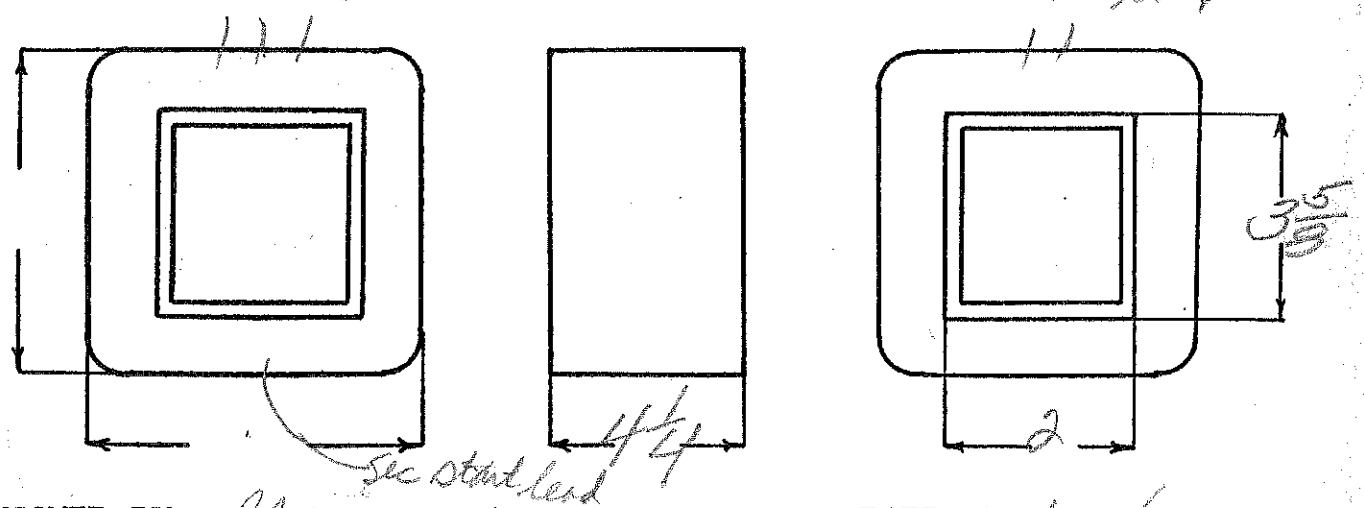
Winding	SEC	PRI				
Turns	2500	112				
Taps	2075-1775					
Wind. Lgth.	3 1/2					
Wire Size	#24	#10 square-DCC				
T. P. L.	148-17					
Finish						
Type Lead	wire only					
Lead Lgth.						
Layer Insul.	double 50M					
Test Volt.						
Wrapper	21005GA 41007VC	31005GA				

TUBE ~~21005GA~~ 101007+2000VC IMPREGNATION VARNISH

CORE GA. 24 GRADE D STACK 2 1/2

MOUNTING C - Alum. shell - no frame below

Start lead out top - 26" #14 motor cable
 Start lead in coil
 S-loop



DESIGNED BY *gaw*

DATE 12/28/38

P-115
 S-14V - tap 12V - 1.5 amp
 S-14V - tap 12V - 1.5 amp
 S-24V - 2 amp

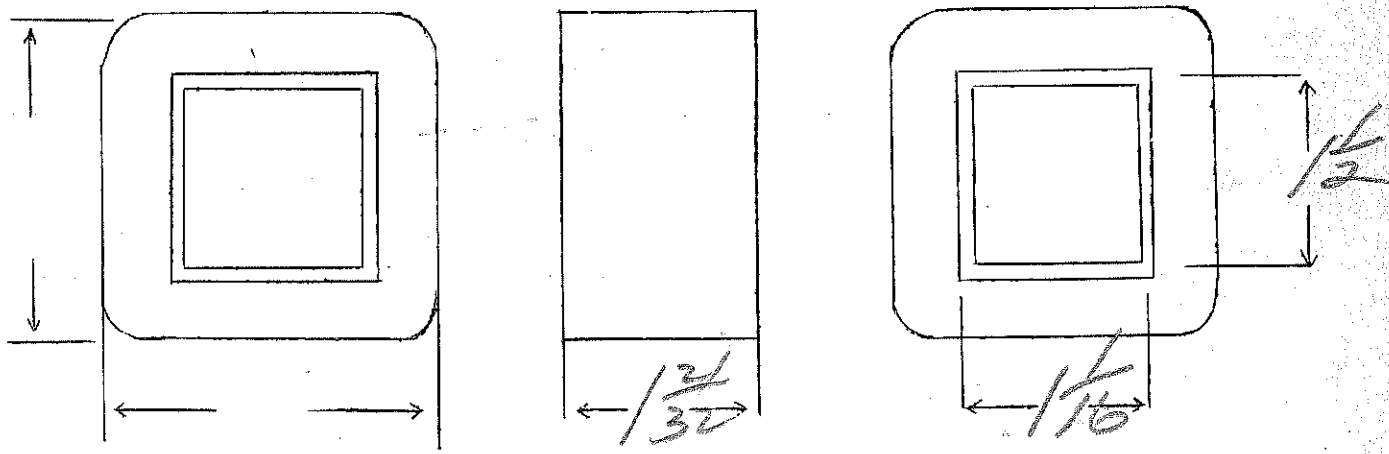
385

SPEC. NO.

4672

Winding	ϕ	S	S	S			
Turns	445	60	60	102			
Taps		52	52				
Wind. Lgth.	1 15/32	2	2				
Wire Size	#22	#21	#21	#20			
T.P.L.	50-9	3 1/2		40-3			
Kind Term.	#20 PPM	wire only		slugging			
Term. Lgth.	9"						
Layer Insul.	50#						
Test Volt.							
Wrapper	21005GA	✓	✓	21005GA			

TUBE 6007 IMPREGNATION Varnish
 CORE PRIMARY V.A.
 MOUNTING A



DESIGNED BY *[Signature]*

DATE 6/6/39

Instrument Transf. for Shop Tester

Sec - 1000, 2000, 3000 & 4000V

Pri - 500V

SPEC. NO. 4673 Rev.

Winding	Sec	Pri	Layer	Winding Length	Turns/Layer
Turns	3240	24,000	17	19 1/16"	354 - 88%
Taps	-	6000-12,000, 18,000	18	17 1/2"	334 - 87%
Wind. Lgth.	19 1/16" = 1.563"	← →	19	17 1/8"	316 - 90%
Wire Size	#39	#39	21	17 1/4"	286 - 89%
T. P. L.	360-4L	← →			
Finish	Phib 90%	-			
Type Lead	#22 Dural.	#22 Dural + Truolite Taping			
Lead Lgth.					
Layer Insul.	2L 16# G	2L 16# G			
Test Volt.	3000V	8000V			
Wrapper	2L-007VC 1L-015 Truolite Mic.	2L-005VC 1L-015 Truolite Mic.			

Note: Wind. Pri. - Sweep winding consisting of 2L wires at start and 2 layers at finish with double insulation -

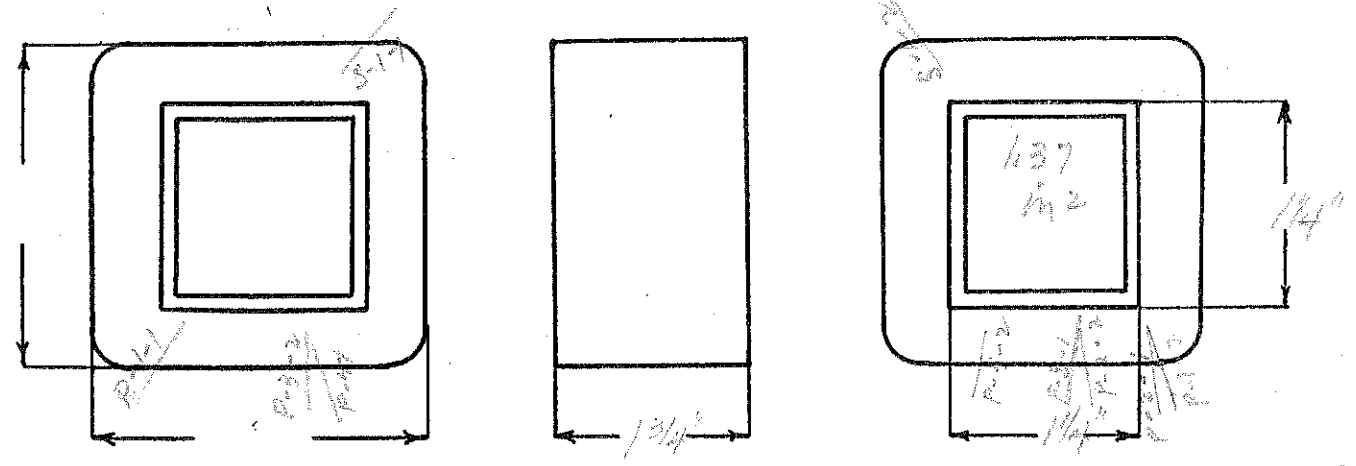
TUBE	7L-007 GK+2L-007 VC	IMPREGNATION	Varnish + Heavy Coat Dofin's C
------	---------------------	--------------	--------------------------------

CORE	1/4" x 1/4" E+I	GA.	26
		GRADE	D
		STACK	2x2

MOUNTING "BB" Special

$C_v = ?$
 $F_c = 45.5 @ 60v.$
 $TPV = 600$
 $Wire Net = 2.510 (0.490)$

$Sec VA = ?$
 $Pri VA = ?$
 $Pri I = ?$

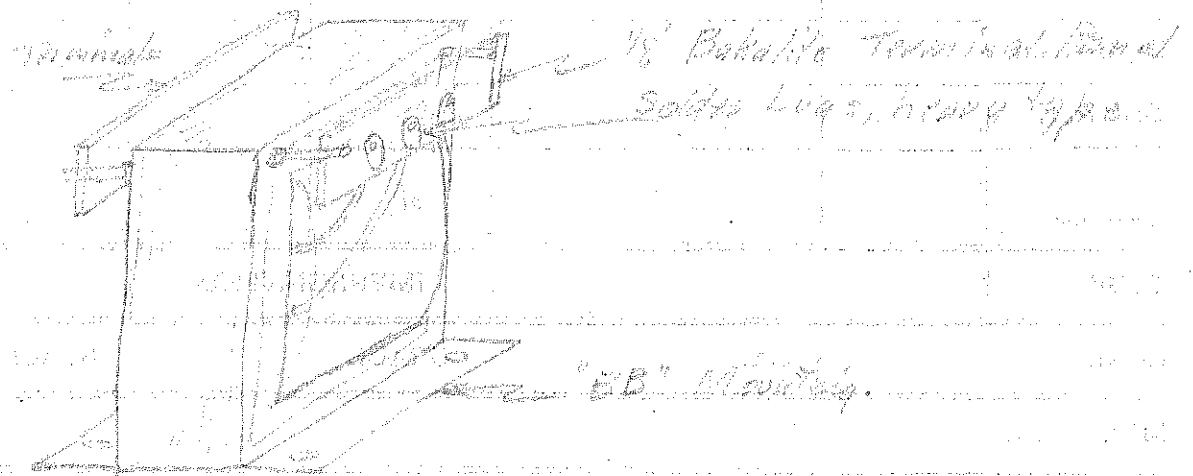
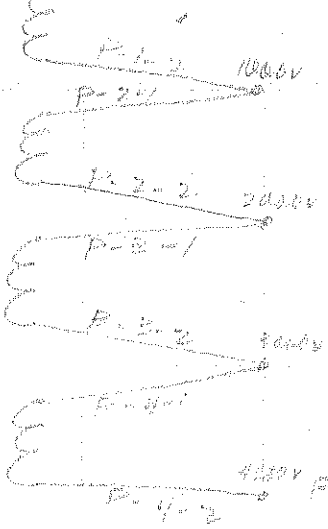



DESIGNED BY WLS DATE 9-11-42

over

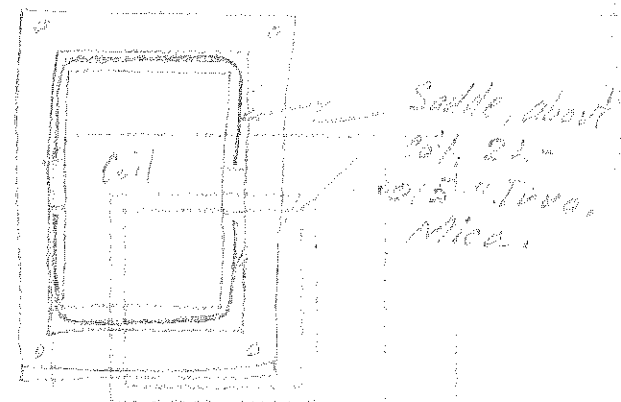
B-1

Finish → Start. to Tension Side



Note: In finishing, pull
2k-couic under and over
each lead, fastening down with
G.S. Keep all leads well
separated.

After assembly, and before
installing term. panels dip
assembly into Dalphs
Black Lacquer.



Ep-120

POWER TRANSFORMER

PACKARD - BELL CO.

ES-600 VOLT 65 ma

EF-5V-2amp

EF-610V-2.25amp

445

SPEC. NO. 4674

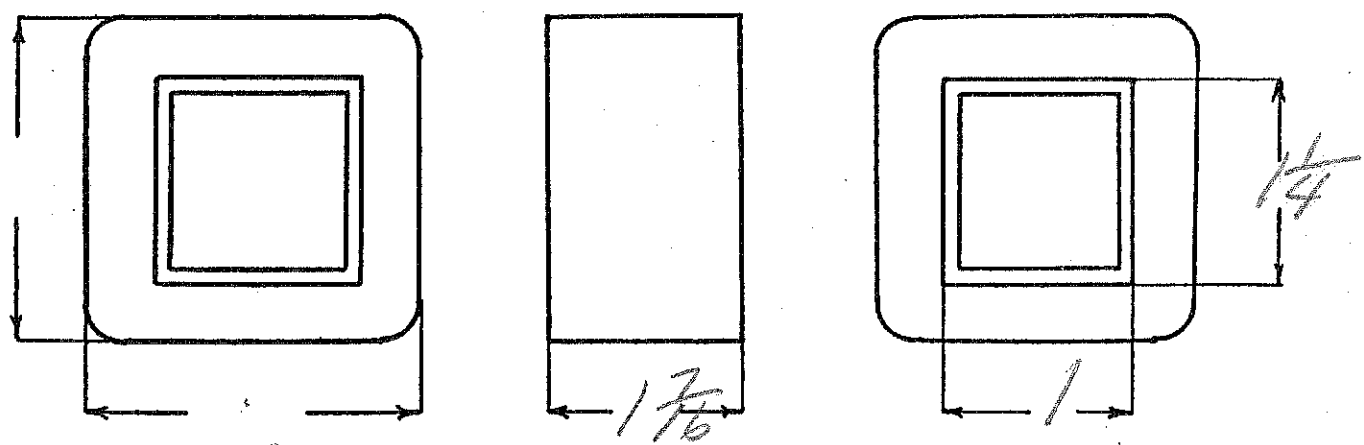
Winding	SEC	SHIELD	PRI	F ₁	F ₂		
Turns	2900	67	533	25	31		
Taps	1450			—	—		
Wind. Lgth.	1.25						
Wire Size	#35	#26	#26	#20	#20		
T. P. L.	182-16		67-8				
Finish							
Type Lead	#22 cable		#20 cable	wire	only		
Lead Lgth.	9"		9"	9"	9"		
Layer Insul.	double 14#		40#				
Test Volt.							
Wrapper	11007VC	11005VC	21005GA		21005GA		

TUBE 61007 IMPREGNATION VARNISH

CORE GA. GRADE STACK

MOUNTING SA

6.9
5.6
3.20



DESIGNED BY *gwr*

DATE 1/6/39

$E_p - 115V$
 $E_s - 74.5VCT - 125Ma.d.c. (checkboxe\ input)$
 $E_{f1} - 5VCT - 3Amp$
 $E_{f2} - 6.3VCT - 2Amp$

POWER

SOUND PRODS CO.

2.55

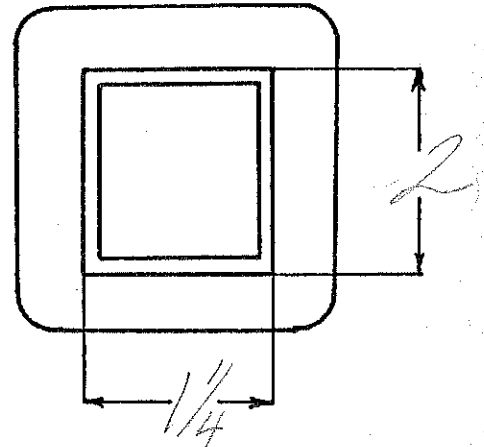

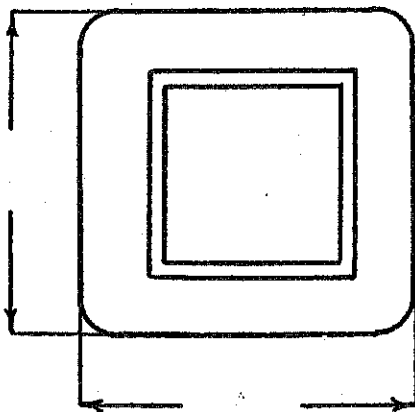
SPEC. NO. 4675

Winding	Sec	Shield	Pri	Green F_1	Blue F_2	White F_3
Turns	1900	1	290	14	17	17
Taps	950		-	7	9	9
Wind. Lgth.	1 $\frac{3}{4}$	✓	✓			
Wire Size	#30	Skim	#20	#17	#19	#19
T. P. L.	143-14		49-6			
Finish						
Type Lead	P _r Br	Sil Br	P _r Br	Wire Only		
Lead Lgth.	9"	3"	9"	9"	9"	9"
Layer Insul.	#20		50 [#]			
Test Volt.	Standard					
Wrapper	1L007VC	1L007VC	2L007GA		2L007GA	2L007GA

TUBE 7L0076K IMPREGNATION Varnish

CORE 1/4 X 2 GA. 24 GRADE D STACK 2X2

MOUNTING A



DESIGNED BY JCS

DATE 2-16-39

Ep-115

12000

Pearson - De Lane

ES - 2.5V - 1.75 amp - 10000V 900

$\frac{1}{12} = 5.83$

SPEC. NO. 4676

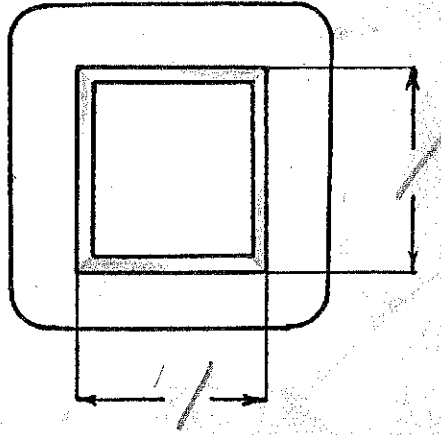

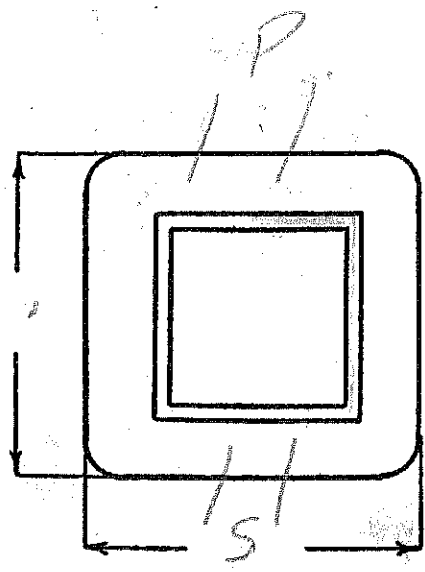
Winding	Pri	Sec				
Turns	670	16				
Taps						
Wind. Lgth.	1"	1/2"	Note			
Wire Size	#30	#19				
T. P. L.	75-9	8-2				
Finish						
Type Lead	Sil Br	W.O.				
Lead Lgth.	4"	4"				
Layer Insul.	30 th	007K				
Test Volt.		10000V				Wolba
Wrapper	4L007VC 3L005GA	4L007VC 3L005GA				

TUBE 7L007GK IMPREGNATION Varnish

CORE 1X1 GA. 24 GRADE D STACK 2X2

MOUNTING K - Stand off insulator - rounded case

use large cutout - hatched



DESIGNED BY 9C

DATE 12-30-38

EP-120

EF-2.5V-5amp

MARINEFO... INC

ES-1200VCT-150ma

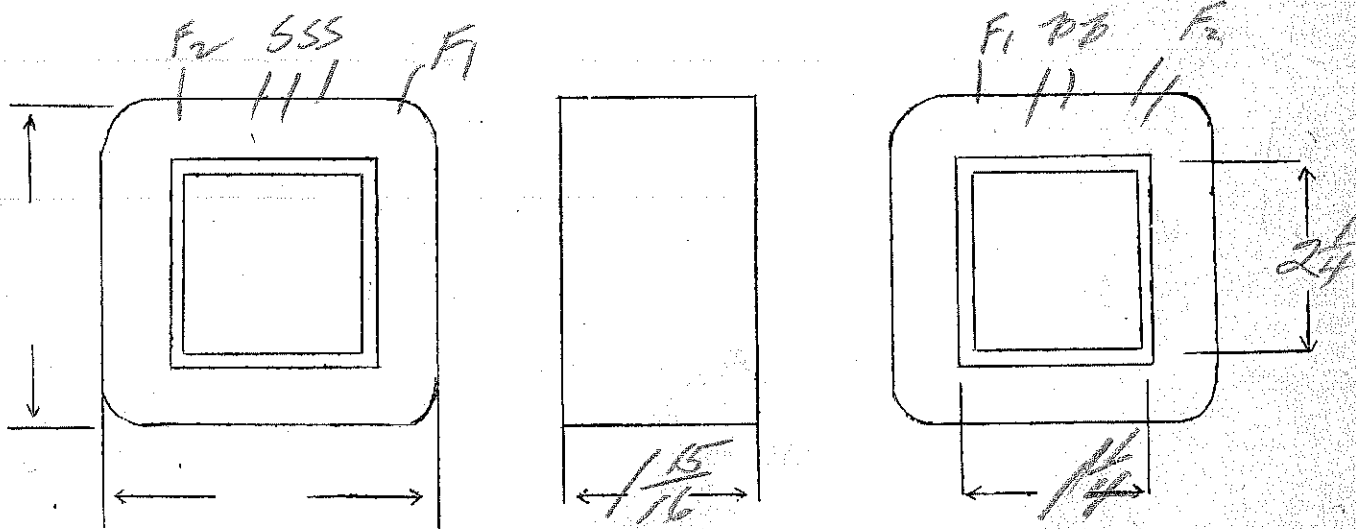
EF-5V-3amp

2.18

SPEC. NO. 4677

Winding	SEC SHIELD	PRI	F ₁	F ₂			
Turns	2800	260	12	6			
Taps	1400			3			
Wind. Lgth.	1.75	✓	✓	✓	Double		
Wire Size	#30	#30	#20	#18	#18		
T.P.L.	142-20		46-6				
Kind Term.	Sid Br		Wid.	W.O	✓		
Term. Lgth.	3'	✓	✓	✓	✓		
Layer Insul.	double 20#		50#				
Test Volt.							
Wrapper	24007VC	16005VC	32007GA		34076A Double	Double	
TUBE	71007+11007VC		IMPREGNATION				Formaldehyde
CORE			PRIMARY V.A.				
MOUNTING	B						

Heavy finishing



DESIGNED BY *[Signature]*

DATE 6/6/38

Ep-120
 Es-156V open
 Ef-20V CT-5 amp

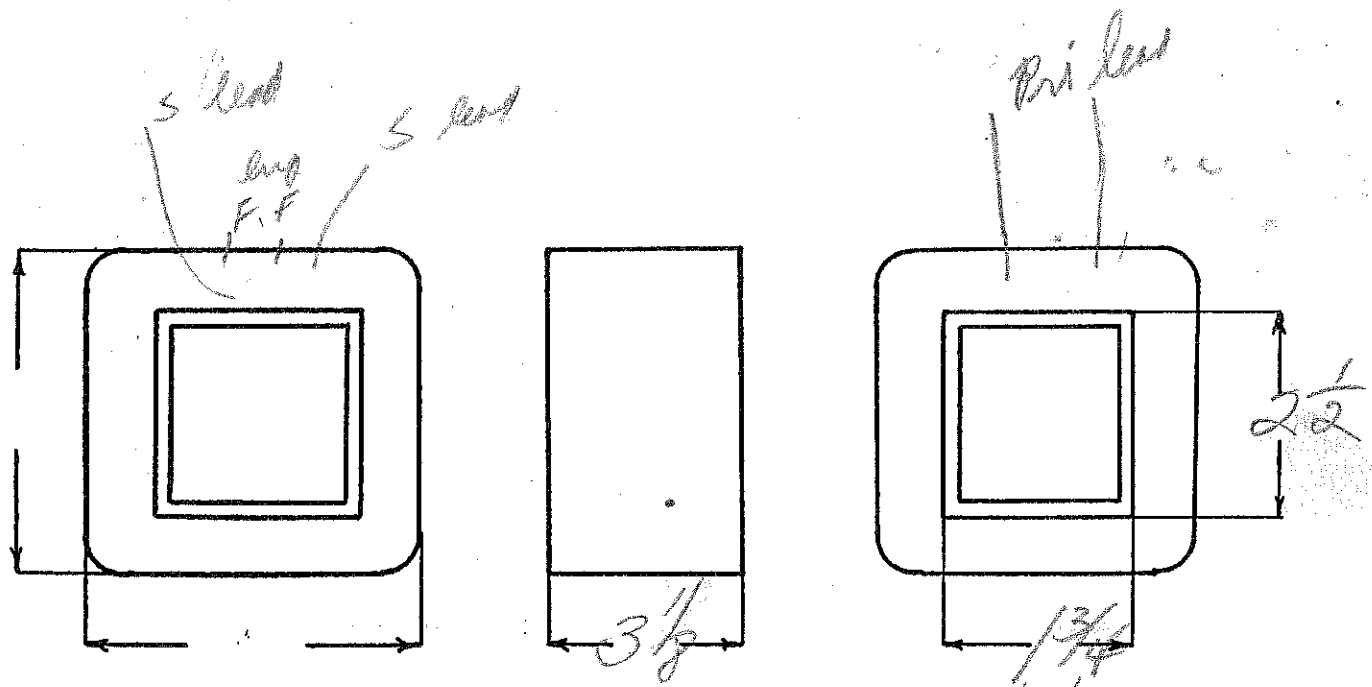
SPEC. NO. 4678

Winding	SEC		PRI	FIL			
Turns	2380		175	34			
Taps	—		—	17			
Wind. Lgth.	2 1/2						
Wire Size	#25		#14	#16			
T. P. L.	120-20		.6L				
Finish							
Type Lead	#20ulso		#16	W.O.			
Lead Lgth.	10"		10"	3"			
Layer Insul.	double 40#						
Test Volt.							
Wrapper	3L007VC 2L005GA		3L005GA	3L005GA			

TUBE 10L007+1L007VC IMPREGNATION VARNISH

CORE GA. 24 GRADE D STACK 2x2

MOUNTING uncored - BB



DESIGNED BY *gsw*

DATE 1/4/38

Ep-105-115-125

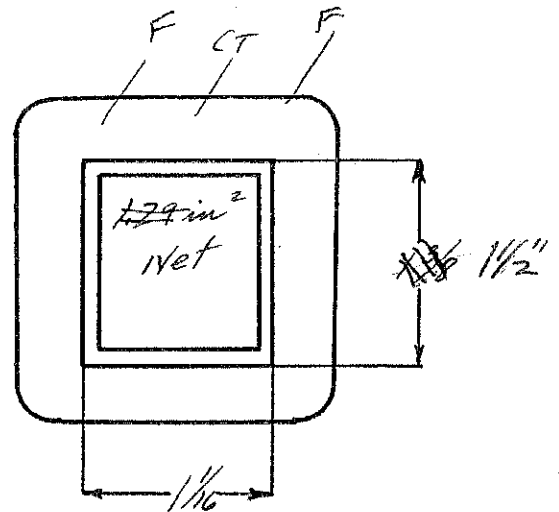

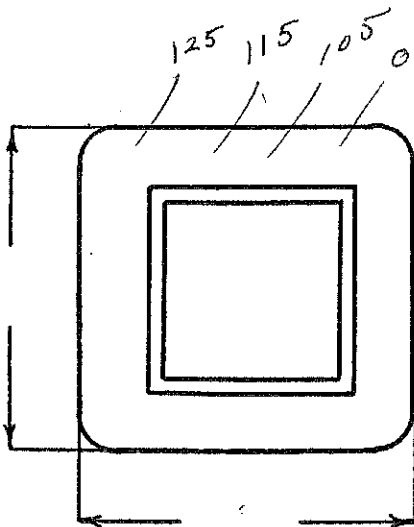
Es-10.2 VCT @ 8 Amp.

4.1

SPEC. NO. 4679

Winding	Pri					
Turns	512	50				
Taps	472 430	25				
Wind. Lgth.	1 ¹⁵ / ₃₂	1 ¹⁵ / ₃₂				
Wire Size	#23	#13				
T. P. L.	55-10	18-3				
Finish						
Type Lead	Wire	Only				
Lead Lgth.	3"	3"				
Layer Insul.	50#	.007K				
Test Volt.						
Wrapper	2L0056A	2L0056A				
TUBE	740079K		IMPREGNATION	Varnish		
CORE	1 ¹ / ₁₆ x 1 ¹ / ₂	GA. 24	GRADE D	STACK 2x2		
MOUNTING	B					

78 @ 50w
65.4 @ 60w



REDESIGNED BY A. E. S., Jr.
Old Spec - 1 ¹/₁₆ x 1 ¹/₄ 97% full

DATE

R 115
 5 - 70VCT-100mA F-2.5V-2.5 amp CT
 F-5V-3 amp
 F-6.3V-.5 amp

DROWN IN ANY TROUBLE

3.79 SPEC. NO. 4680

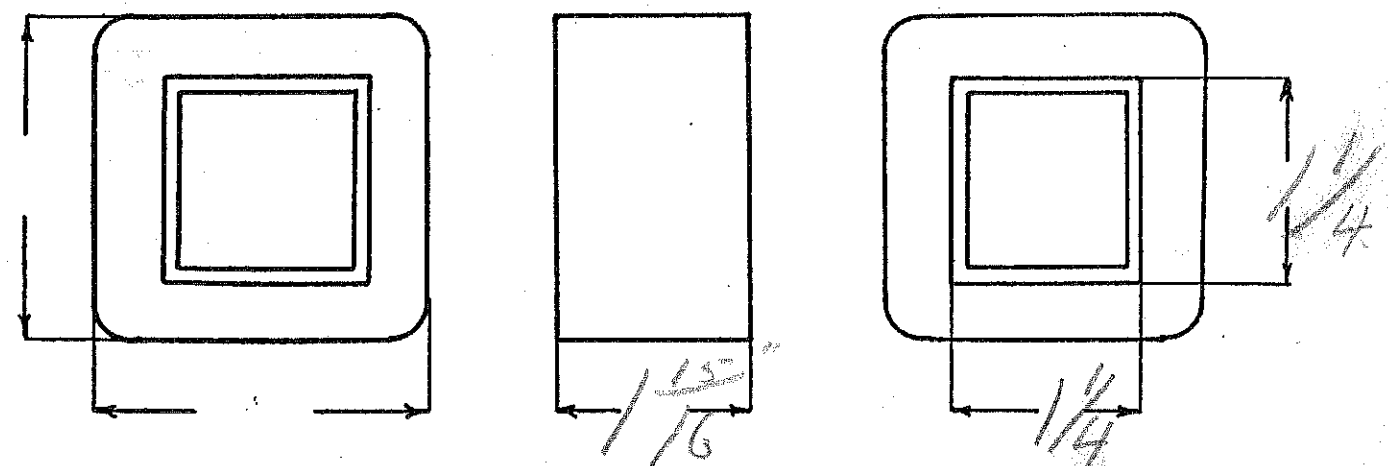
Winding	Sec	Shield	Pri	F ₁	F ₂	F ₃	F ₄
Turns	2920	183	436	21	26	11	26
Taps	1460					6	
Wind. Lgth.	1 3/4						
Wire Size	#32	#32	#27	#18	#22	#19	#16
T. P. L.	183-16	183	56-8				
Finish							
Type Lead	Pn Brn	Sil Brn	Pn Brn	White Only			
Lead Lgth.	9"	3"	9"	9"	9"	9"	9"
Layer Insul.	double 16*		50**				
Test Volt.	Standard						
Wrapper	1L007VC	1L007VC	2L007GA		1L007GA		2L007GA

TUBE 9L007G1C IMPREGNATION Varnish

CORE 1/4 X 1/4 GA. 24 GRADE D STACK 2 X 2

MOUNTING A

35
30
2



DESIGNED BY 905

DATE 1-25-39

230/115 v - Pri - 60 Hz
 1350v @ 320 ma
 10v CT @ 5 Amp.

Bristow

SPEC. NO. H-81-115/230v

Winding	Sec	80%	Pri #1	Pri #2		Fil	79%
Turns	7200		173	173		16	
Taps	—		165 - 158	165 - 158		8	
Wind. Lgth.	2 5/16"		2 5/16"	2 5/16"		2 5/16" = 2.3125"	
Wire Size	#26		#18	#18		#16	
T. P. L.	123-181		44-24	44-44		16-16	
Finish	90%		80%	80%		36%	
Type Lead	W.O. Dipole		W.O. Sleeve	W.O. Sleeve		W.O. Sleeve	
Lead Lgth.	4 1/2"		4 1/2"	4 1/2"		4 1/2"	
Layer Insul.	2L 40#6		1L 007#A	1L 007#A		—	
Test Volt.	3500		—	—		—	
Wrapper	2L-007VC		2L 005#A	2L 005#A		2L 005#A	

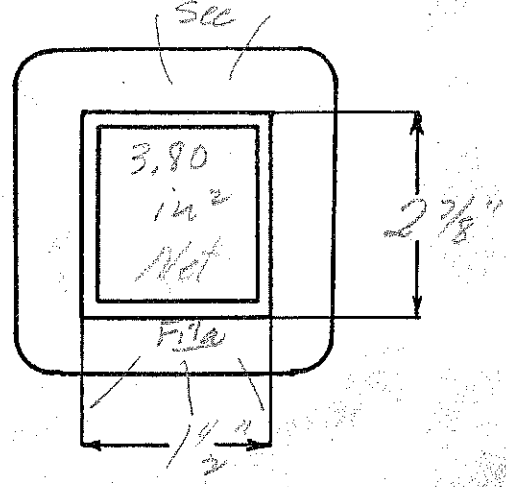

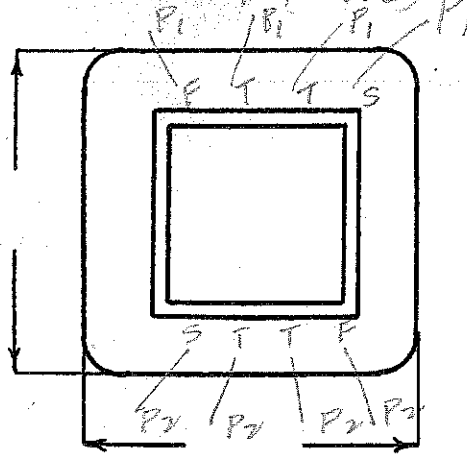
TUBE 106-007#6/4 + 16-007VC IMPREGNATION Varnish

CORE 1/2" x 2 3/8" E-I GA. 24 GRADE D STACK 2x2

MOUNTING "U" Sec to bakelite Panel - Lugson Pri and Fil.

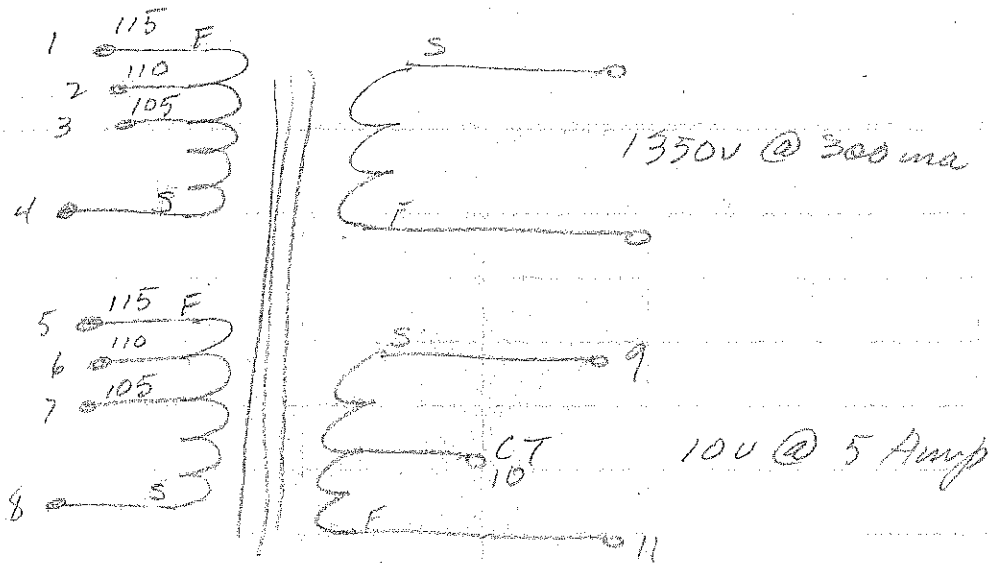
$C_u = 846 - 587 - 517$
 $F_e = 65.7 @ 60 Hz$
 $TPV = 1.50$
 Wire Net = 0.834" (0.823")

$\Sigma Sec VA = 455$
 $Pri VA = 582$
 $Pri I = 2.774 amp.$
 $\tau = 85, 10.50 = 90$



DESIGNED BY HWS

DATE 8-12-41



Note: Multi Wind HV Secondary.
 Single wind both primaries & Fil.

Connections

(105 - 115 V Operation)

	Strap	Connect
115V -	1-5	1+4
	4-8	
110V -	2-6	2+4
	4-8	
105V -	3-7	3+4
	4-8	

Connections

(210 - 220V Operation)

	Strap	Connect
220V -	4-5	1+8
220V -	4-6	2+8
210V -	4-7	3+8

Note: Number Pri. lugs & Fil. lugs on panel (rubber stamps) before varnish.

210, 2209 230V Pri - 60W

1350V @ 300ma

10V CT @ 5amp.

See 115V/230V Spec

SPEC. NO. 461

Winding	Sec	8%	Pri		Fil.	7%
Turns	2200		345		16	
Taps	—		330-315		8	
Wind. Lgth.	2 5/16"		2 5/16"		2 5/16"	= 2.3125"
Wire Size	#26		#18		#16	
T. P. L.	123-18L		50-7L		16-7L	
Finish	90%		90%		36%	
Type Lead						
Lead Lgth.						
Layer Insul.	2L 40#4		1L 005K		1L 007K	
Test Volt.						
Wrapper	2K-007VC 3K-0056A		3L 0056A		2L 0056A	

TUBE 10L-007" GK + 1L-007VC IMPREGNATION Varnish

CORE 1 1/2" x GA. 24 GRADE D STACK 282

MOUNTING Unceased -

$C_v = 846 - 587 - 517$

$F_c = 65.7 @ 60W$

$TPV = 1.50$

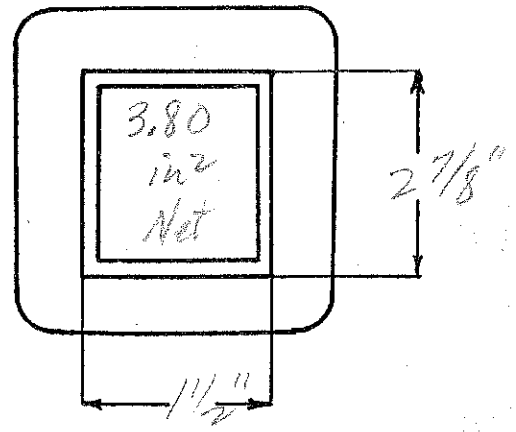

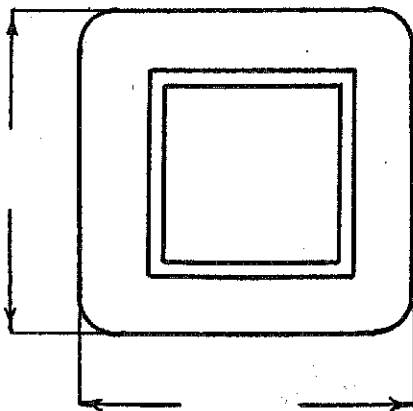
Wire Net = 0.739" (0.569")

$\Sigma Sec VA = 455$

$Pri VA = 582$

$Pri I = 2.77 A.$


$r = 85, \cos\theta = 90$



DESIGNED BY HMS

over

DATE 8-7-41



$E_p = 105-115-125-210-230-250V$

$E_s = 1350V - 300ma.$

$E_f = 10V. CT. - 5amp.$

$N_s/N_p = 1.0$

SPEC. NO. 4681 *Un...*

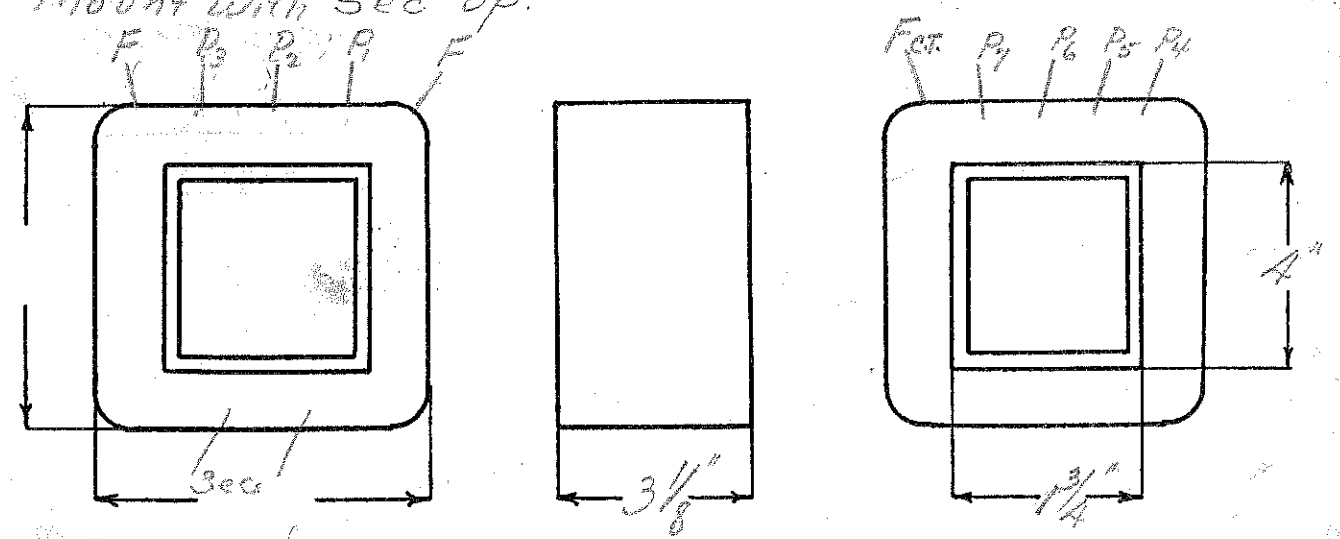
Winding	Sec	Pri	- Continuous -			Fil.
Turns	1410	105	20	85	40	12
Taps			10		20	6
Wind. Lgth.	2 9/16"	-	-	-	-	-
Wire Size	#26	#12	#13	#15	#16	#16
T. P. L.	141-10	28-4	29 1	38-3	43	1
Finish		← 8k →				
Type Lead	#20 Dulac	W.O.				W.O.
Lead Lgth.	6"	6"				6"
Layer Insul.	D-#40	.007K				
Test Volt.	5000	1250				
Wrapper	2k.007Vc 3k.007GA				3k.007GA	2k.007GA

TUBE 7k.007K + 1k.007Vc IMPREGNATION Varnish.

CORE 1 3/4" x 4" GA. 24 GRADE D STACK 7 x 2

MOUNTING *Uncased - same brackets as 3312*

*Sec to bakelite strip
Pri and Fil. to lugs
Mount with sec up.*



DESIGNED BY *J. J. ...*
From 4681

DATE

Ep-105-115-125
 Es-1350 V. - 300 Ma.
 Et-10 V. C. T. - 5 Amp.

Bristow

Replacing 4038

SPEC. NO. 4681

1.24

Winding	SEC	PRI	FIL				
Turns	1735	154	14				
Taps	—	142-132	7				
Wind. Lgth.	2-0/16	2 $\frac{5}{16}$ "	1 $\frac{1}{2}$ "				
Wire Size	#26	#14	DOUBLE #19				
T. P. L.	124-14L	32-5L	14-1L				
Finish	90 1/2%	91%	70%				
Type Lead	WIRE	ONLY	WO				
Lead Lgth.	4"	4"	4"				
Layer Insul.	D-30#	.007CP	—				
Test Volt.	5000V	1500V	1000V				
Wrapper	2L.00770 3L.005GA	3L.005GA	2L.005GA				

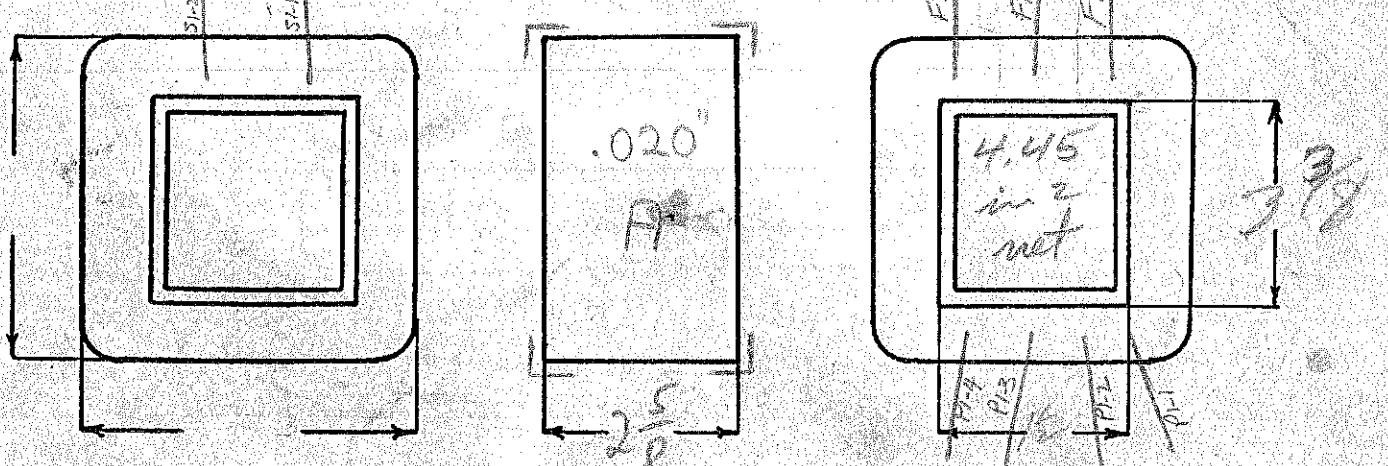
TUBE	10L.007 + 1L.00770	IMPREGNATION	VARNISH
------	--------------------	--------------	---------

CORE	1 1/2" x 3 3/8" GA. 24	GRADE D	STACK 2 x 2
------	------------------------	---------	-------------

MOUNTING uncess. (same brackets as 3312)

sec to bakelite strip
 Mount with sec up - Pri & Fil to lugs.
 $C_c = 846 - 710 - 512$
 $F_e = 68 @ 60 \text{ Hz}$
 Wire Net .749 (1735)

$\Sigma \text{ Sec VA} = 455$
 $\text{Pri VA} = 610$
 $\text{PRI I} = 5.8, 5.3, 4.8$

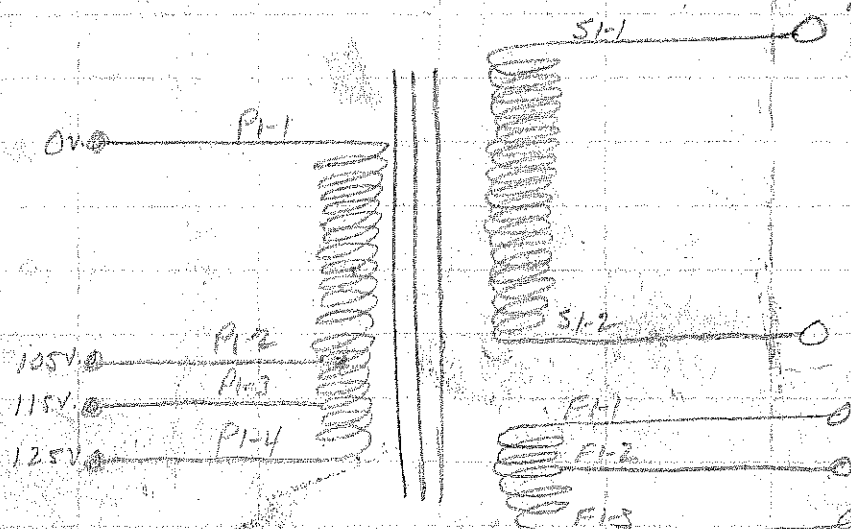


DESIGNED BY GW

DATE 1/14/39

4681

TO TERMINAL STRIP





SEE

1350V. @ 300MA

FIL

10V. CT @ 5A



18GA SHEAR 3/4 X 6 1/4

SPEC. NO. 4682

Winding							
Turns							
Taps							
Wind. Lgth.							
Wire Size							
T. P. L.							
Finish							
Type Lead							
Lead Lgth.							
Layer Insul.							
Test Volt.							
Wrapper							

4097

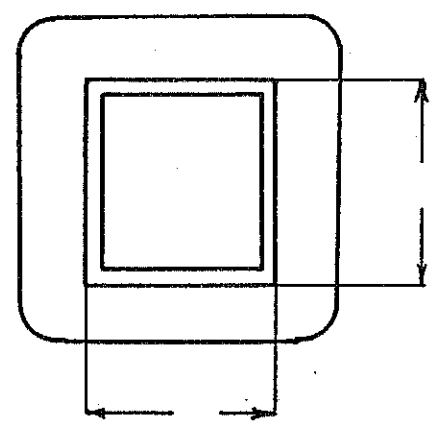

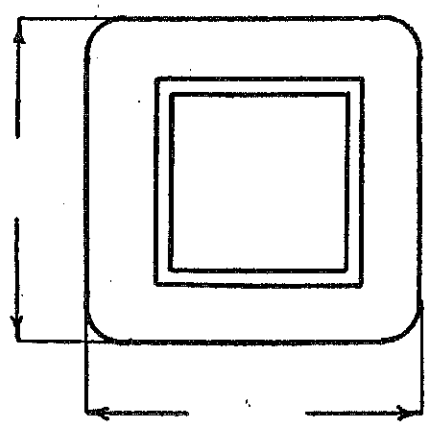
See

TUBE _____ IMPREGNATION _____

CORE _____ GA. _____ GRADE _____ STACK _____

MOUNTING A

*This sheet was attached to 4097,
No other info. available. JHW
12/1/37*



DESIGNED BY _____

DATE _____

Ep-115

Similar to #410

spec number for
R. S. LINDQUIST

ES-2400 VCT-250 ma

1.8

SPEC. NO. 4683

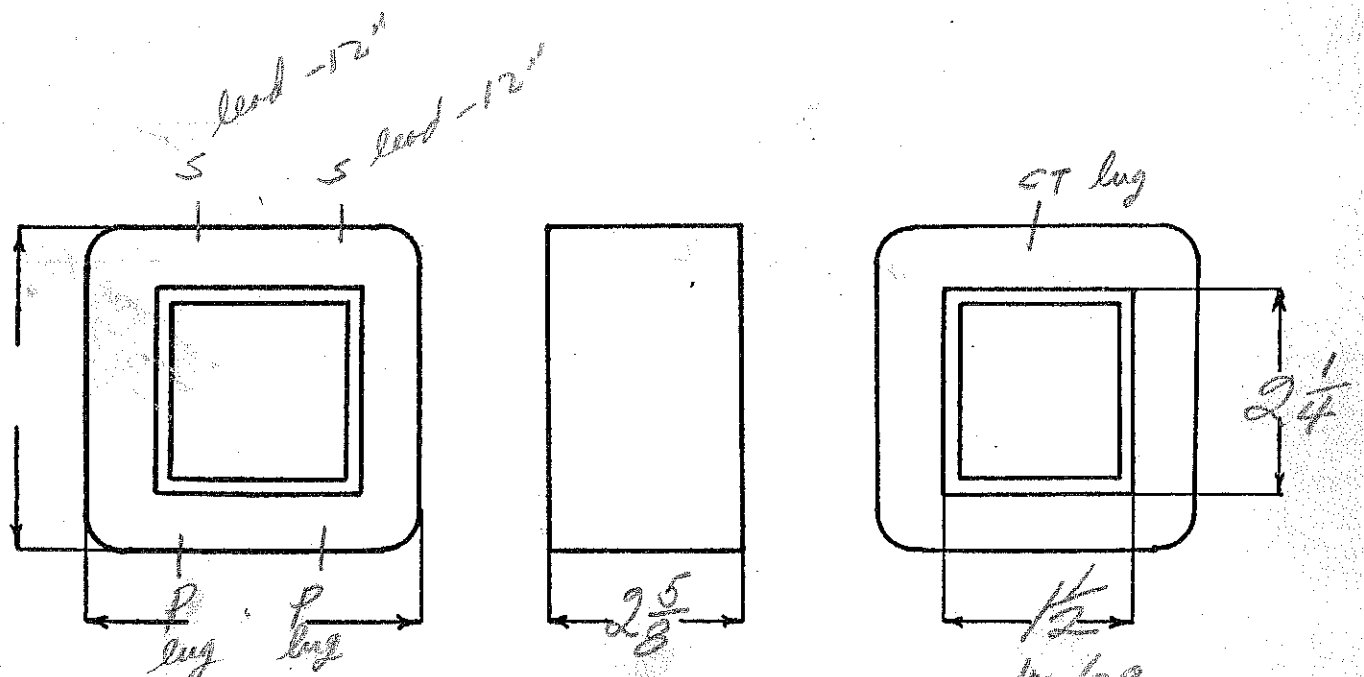
Winding	SEC	PR1					
Turns	4640	207					
Taps	2320						
Wind. Lgth.	2 5/16						
Wire Size	#28	#17					
T. P. L.	155 30	56					
Finish							
Type Lead	#30 Dulac	W.O.					
Lead Lgth.	12"	3"					
Layer Insul.	double 30#	007K					
Test Volt.							
Wrapper	2400 VCT 2400 SGA	2400 SGA					

TUBE	91007H1007VC	IMPREGNATION	Varnish
------	--------------	--------------	---------

CORE	GA. 24	GRADE	STACK 2x2
------	--------	-------	-----------

MOUNTING C- paint aluminum open top + bottom - long leads

leads
↓
downward
toward
Pins



DESIGNED BY JWR

DATE 11/2/39

$E_p - 115V - 25A$
 $E_s - 760VCT - 200Ma. (210max)$
 $E_{f1} - 5V - 2AMP$
 $E_{f2} - 6.3VCT - 6AMP$

for Resistor spec number duplicated.

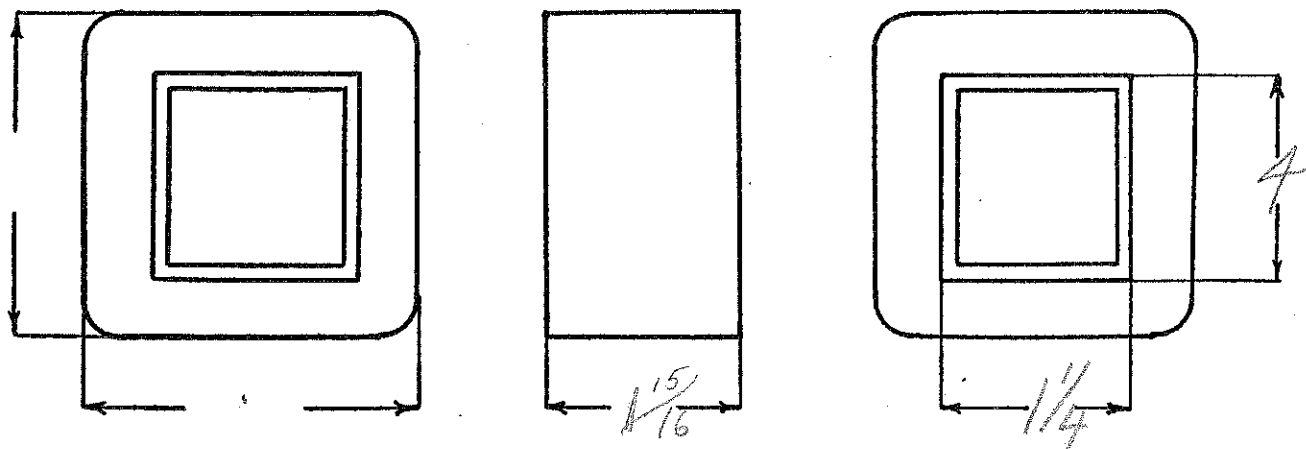
SPEC. NO. 4683-25N

Winding	Sec	Shield	Pri	F ₁	F ₂		
Turns	1800	130	246	12	15		
Taps	900		—		8		
Wind. Lgth.	1 3/4	—	—	—	—		
Wire Size	#29	#29	#19	#19	#15		
T. P. L.	130-14	130	43-6	1 layer			
Finish							
Type Lead	Pn Br	W.O.					
Lead Lgth.							
Layer Insul.	double 20 [#]		007K				
Test Volt.	isd standard						
Wrapper	1L007VC	2L007GA	2L007GA		2L007GA		

TUBE 9L007GK IMPREGNATION Varnish

CORE 1/4 X 4 GA. 24 GRADE D STACK 2 X 2

MOUNTING A



DESIGNED BY JCA

DATE 2-28-39

Ep-115 POWER

ES-810VCT. - 200ma

REMLER CO. LTD

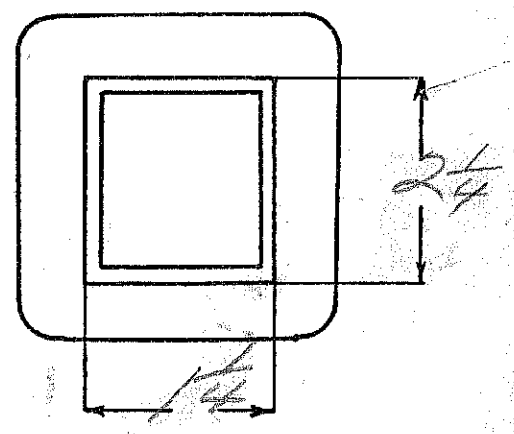

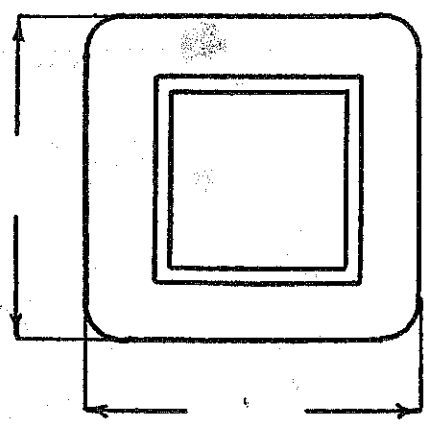
ES-63VCT-7 amp

ES-5V-2amp

SPEC. NO. 4684

Winding	SEC	SHIELD	PR1	Green F1	Blue F2		
Turns	2000	126	260	12	15		
Taps	1000		-	-	7		
Wind. Lgth.	1.75	✓	✓	✓	✓		
Wire Size	#29	#29	#20	#18	#13		
T. P. L.	126-16		45-6				
Finish							
Type Lead	#20 over		#20	wire only			
Lead Lgth.	9"	3"	9"	9"	9"		
Layer Insul.	double 20#		50#				
Test Volt.							
Wrapper	14007VC	14005VC	210076A	✓	210076A		
TUBE	17007			IMPREGNATION	Varnish		
CORE		GA. 24		GRADE 20		STACK 2x2	
MOUNTING	A						

see paper
changed 1/16/39
11/2



DESIGNED BY Law

DATE 1/10/39

Ep-120

POWER TRANSFORMER

see 636

PACKARD-BELL CO

Es-720VCT=200MA

Ef-5V-3amp

Ef-6.3V-3.5amp

N/E = 2.48

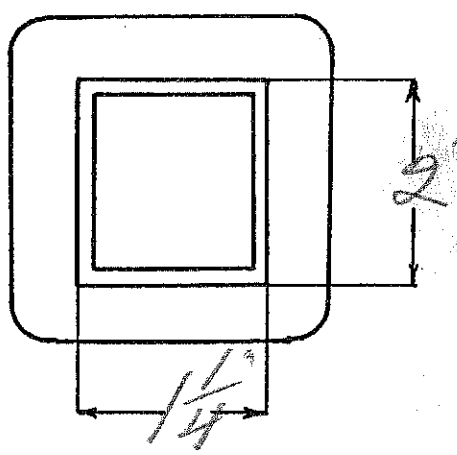

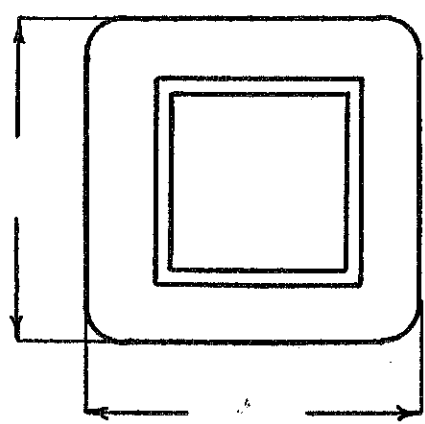
SPEC. NO. 4685

Winding	Sec	Shield	Pri	F ₁	F ₂		
Turns	1900	124	300	14	17		
Taps	950	-		-	-		
Wind. Lgth.	1 3/4	-	-	-	-		
Wire Size	#29	#29	#20	#18	#17		
T. P. L.	131-16		44-7				
Finish							
Type Lead	Pn Br	Wire Only	Pn Br	Wire Only	Wire Only		
Lead Lgth.	9"	3"	9"	9"	9"		
Layer Insul.	double 20#		50#				
Test Volt.							
Wrapper	1L007VC	1L007VC	2L007GA		2L007GA		

TUBE	7L007 GK	IMPREGNATION	Varnish
------	----------	--------------	---------

CORE	1/4 X 2	GA.	24	GRADE	D	STACK	2 X 2
------	---------	-----	----	-------	---	-------	-------

MOUNTING A



DESIGNED BY JCO

DATE 1-16-39

240/15V autotransformer - 19 amp capacity (4100VA)

Ep 2.5V-30 amp

N/E = 1.82
46

SPEC. NO. 4686

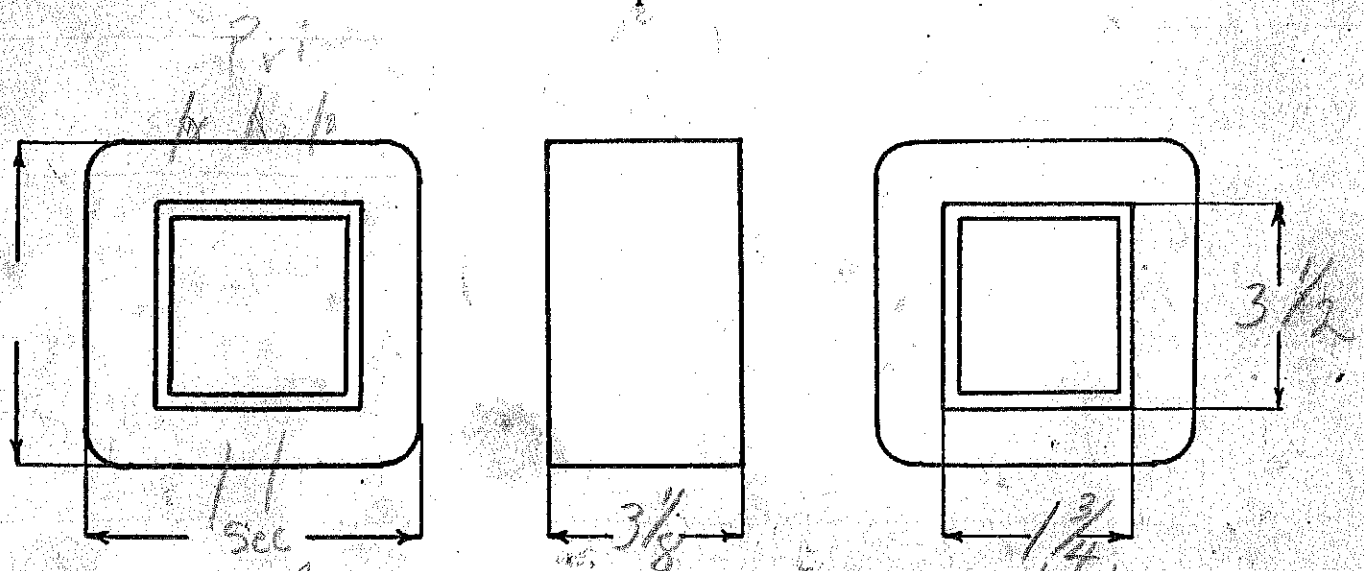
Winding	Continuous		SEC			
Turns	31#	33	4			
Taps						
Wind. Lgth.	2 3/4"	2 3/4"				
Wire Size	#14	Double #11	double #10			
T. P. L.	40-9	27-3				
Finish						
Type Lead	Wire Only					
Lead Lgth.	4"	4"	4"			
Layer Insul.	007GA	007GA				
Test Volt.						
Wrapper		3x007GA	3L007GA			

TUBE 10L007 GK IMPREGNATION VARNISH

CORE 1 3/4 x 3 1/2 GA. 24" GRADE D STACK 2x2

MOUNTING uncess

Finish leads to two bakelite strips.



DESIGNED BY *GW*

DATE 1/13/39

Same as 2820 except for wire size

BRISTOW

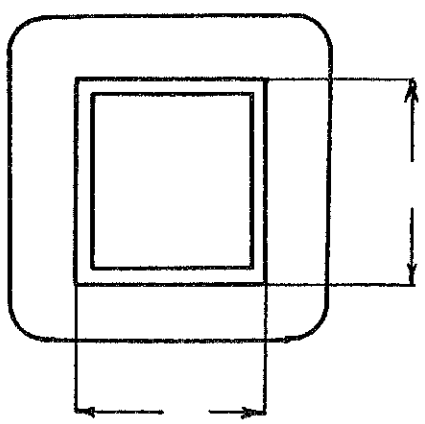

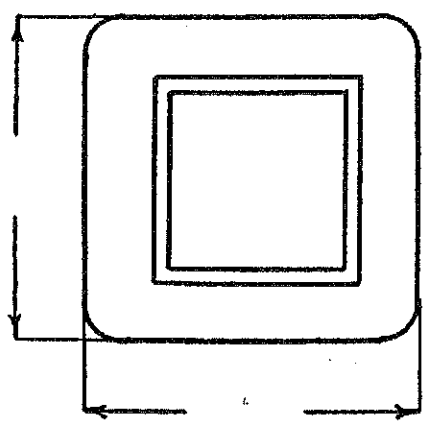
SPEC. NO. 4687

Winding	P						
Turns	190						
Taps	167						
Wind. Lgth.							
Wire Size							
T. P. L.							
Finish							
Type Lead							
Lead Lgth.							
Layer Insul.							
Test Volt.							
Wrapper							

TUBE		IMPREGNATION	
------	--	--------------	--

CORE	GA.	GRADE	STACK
------	-----	-------	-------

MOUNTING U



DESIGNED BY

DATE

Ep-120V
Es-1200V-12ma.

R.A. PFLEGER LHOJ.

$\frac{N}{E} = 6.95$

SPEC. NO. 4688

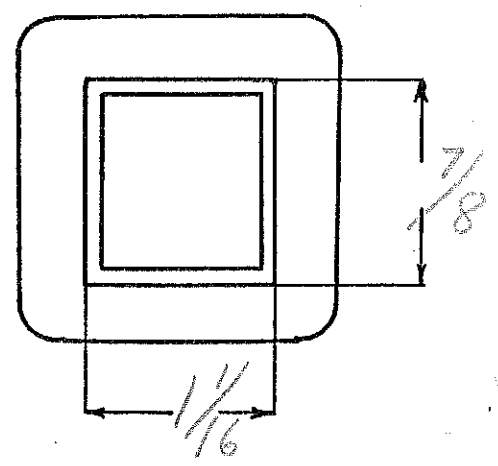

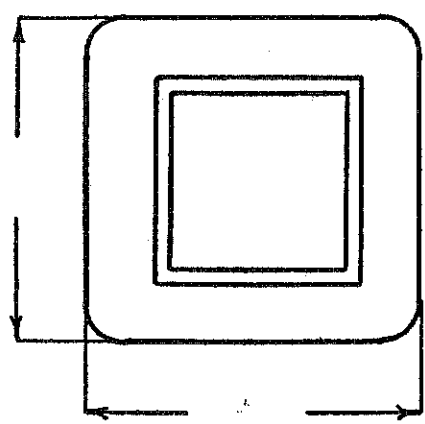
Winding	P	S			
Turns	835	9700	Spiral first and last layer.		
Taps	-	-			
Wind. Lgth.	$\frac{3}{8}$	$\frac{1}{32}$			
Wire Size	#28	#40			
T. P. L.	25-34	114-86			
Finish		Heavy finishing with mass.			
Type Lead	Sil Br	Sil Br			
Lead Lgth.	3"	3"			
Layer Insul.	50#	double #14			
Test Volt.	1250	3500V			
Wrapper	2L005GA	3L007VC 3L005GA			

TUBE 7L007 (+3L007VC on sec) IMPREGNATION Varnish

CORE $\frac{1}{16} \times \frac{7}{8}$ GA. Keepers only GRADE STACK 1X1

MOUNTING BB

Covers coils with end paper,
29 ga. sheets



DESIGNED BY JCS

DATE 1-24-39

FILAMENT TRANSFORMER

spec. number duplicated. Check when using.

Ed - 110/120

Es 5VCT-5amp CT - 3500V insulation

Es 5.1V-13amp CT 3.24

BRIDGECB MFG. CO.

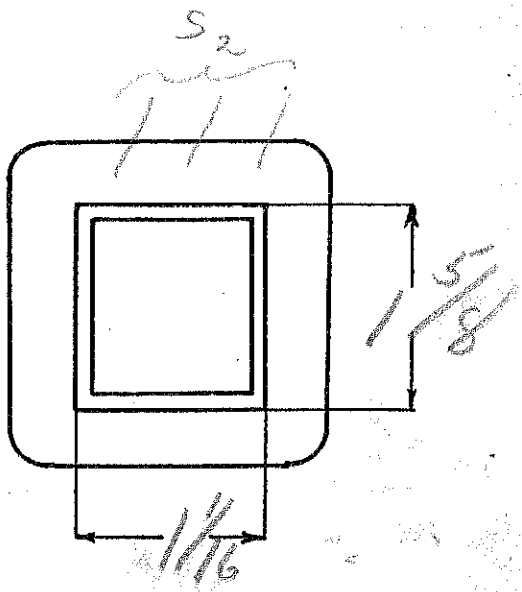

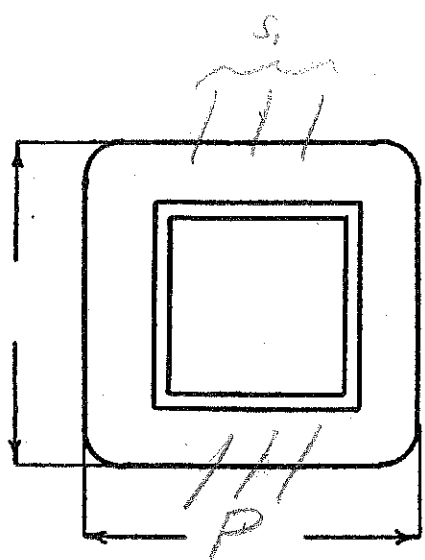
SPEC. NO. 4689

Winding	P	S ₁	S ₂				
Turns	389	18	18				
Taps	356	9	9				
Wind. Lgth.	1 1/16		1 3/16" ← Note!				
Wire Size	#22	double #14	#16				
T. P. L.	57-8	2L					
Finish	Finish to legs						
Type Lead	Wire Only						
Lead Lgth.	12"	3"	3"				
Layer Insul.	50*						
Test Volt.	1250	1250	3500				
Wrapper	2L005GA	1L007VC 2L005GA	2L005GA 1L007VC				

TUBE 7L007GR IMPREGNATION Varnish

CORE 1 1/16 x 1 5/8 GA. 24 GRADE D STACK 2 X 2

MOUNTING M.



DESIGNED BY J. G. B.

DATE 1-27-39

Ep-115V
ES-6.5V-5amp

Spec number duplicated
Check when using

576

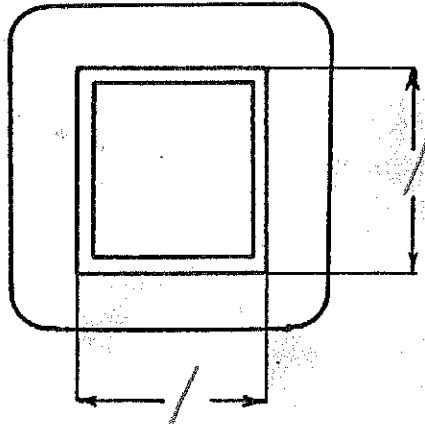

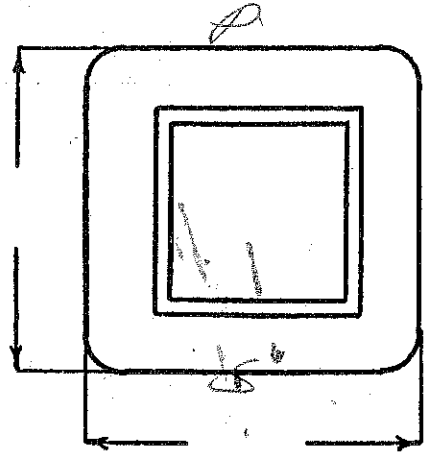

SPEC. NO. 4689

Winding	P	S				
Turns	650	49				
Taps						
Wind. Lgth.	1.25					
Wire Size	#27	#16				
T. P. L.	23-9	26				
Finish						
Type Lead	#14 motor cable	#14				
Lead Lgth.	24" long	8"				
Layer Insul.	40#					
Test Volt.						
Wrapper	21005GA	21005GA				

TUBE 61007 IMPREGNATION YARNISH

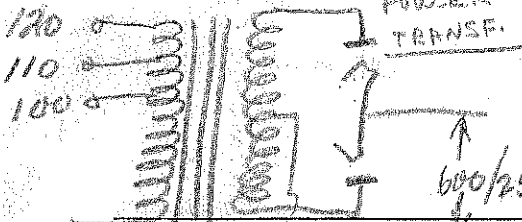
CORE GA. GRADE STACK

MOUNTING S - use "A" case - rolled ground



DESIGNED BY *GW*

DATE



Sec - 1200V CT
 to supply a mercury vapor lamp load of
 1/2 amp - starting voltage - 600, $\frac{1}{2} = 2.33$
 working voltage 250V - Constant current type

SPEC. NO. 4690

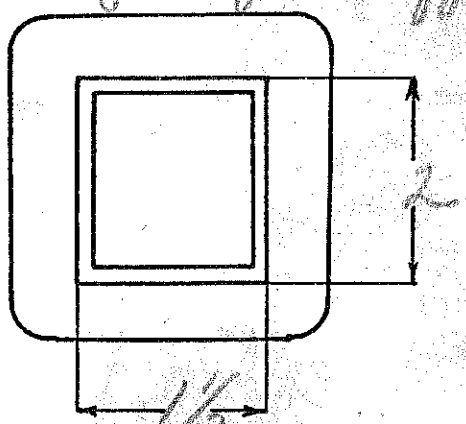

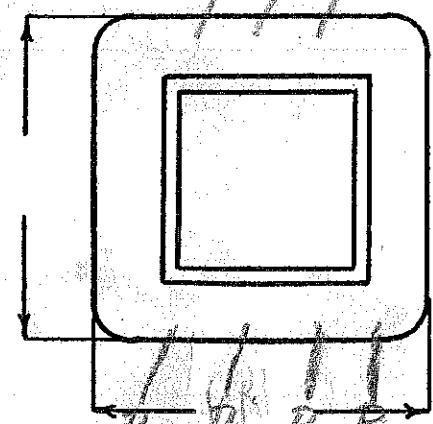
Winding	PRI	SEC			
Turns	280	3360			
Taps	233-256	1680			
Wind. Lgth.	1 1/4	2 3/4			
Wire Size	#17	#24			
T. P. L.	26-11	112-30			
Finish					(Test over)
Type Lead	W.O	#20 Dulac			
Lead Lgth.	3'	6" double			
Layer Insul.	007GA	30#			
Test Volt.					
Wrapper	2L007GA	1L007VC 2L007GA			

TUBE 9L007 GR + 1L007VC on sec IMPREGNATION Varnish

CORE Double E GA. 24 GRADE D STACK Buch

MOUNTING U

Finish Sec. to Bakelite | check shunt adjustment
 strip. Pri to lugs
 with any dirt,
 appx 5 shunts each side
 .030 max gap. wire 2" eyes
 ground off.



DESIGNED BY

DATE 1-16-37

VIBRATOR

Ep - two 6 V. DC windings for series or parallel

Kaar

E_s - to deliver 200 V. DC - 50 Ma. with synchronous vibrator past a 303 choke

Handwritten signature/initials

5.34

SPEC. NO. 4691

Winding	SRC	SHIELD	PRI	PRI		
Turns	2860	1	64	64		
Taps	1430	—	32	32		
Wind. Lgth.	1.25"	1 1/4"				
Wire Size	#35	500. STOCK	#20	#20		
T. P. L.	180-16L	1	32-2L	32-2L		
Finish	<i>Pitch 88%</i>	—	85%	85%		
Type Lead	#20 P. Br.	811 Br.	WIRE	ONLY		
Lead Lgth.	9"	3"	9"	9"		
Layer Insul.	Double 16#	—	.005GK			
Test Volt.						
Wrapper	1L.007VC	2L.005GA	2L.005GA	2L.005GA		
TUBE	7L.007GK		IMPREGNATION		VARNISH	

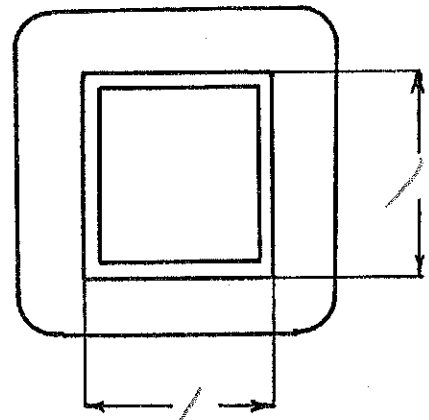

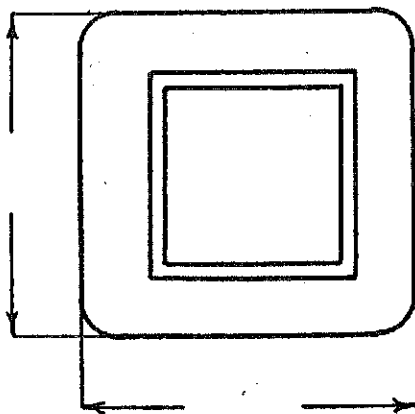
CORE 1" x 1" E+I GA. 24 GRADE D STACK 2 x 2

MOUNTING A - Copper strip over lamination

(Code Pri starts & finishes)

Wire $\phi = 0.343" (0.276")$

- P₁ Start black
finish white tap green
- P₂ Start black
finish white tap blue



DESIGNED BY GW

DATE 1/20/39

P-220
S-24V - 100 watt

$$\frac{N}{F} = 3.65$$

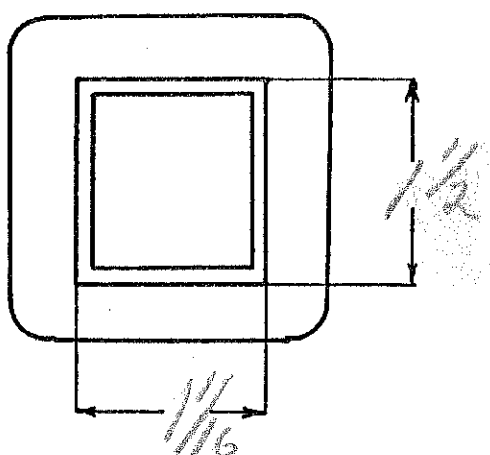

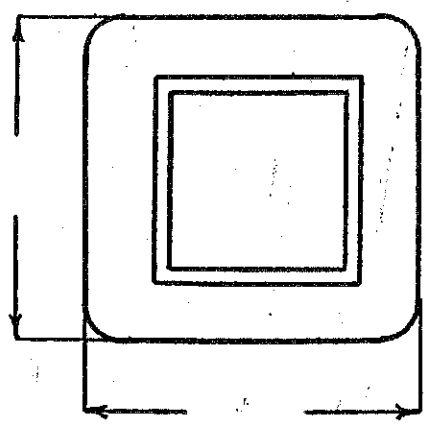
SPEC. NO. 4692

Winding	P	S				
Turns	800	96				
Taps	—	—				
Wind. Lgth.	1 7/16	1 7/16				
Wire Size	#25	#16				
T. P. L.	65-13	25-4				
Finish	—	—				
Type Lead	Pn Br	W.O.				
Lead Lgth.	9"	9"				
Layer Insul.	50	007K				
Test Volt.	1500	1250				
Wrapper	2L005GA	2L005GA				

TUBE 7L 007 G456 IMPREGNATION Varnish

CORE 1/16 X 1/2 GA. 24 GRADE D STACK 2 X 2

MOUNTING A



DESIGNED BY JCS

DATE 1-25-39

Auto Transformer - 120-110-100-90-80
200 Watt

GENERAL CONTROLS

$$\frac{N}{E} = 6.22$$

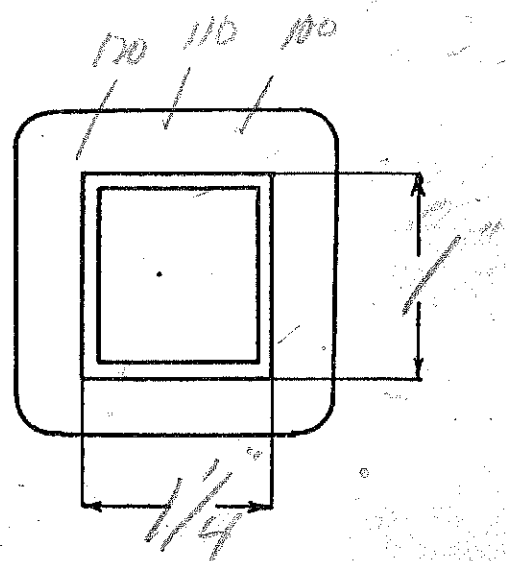

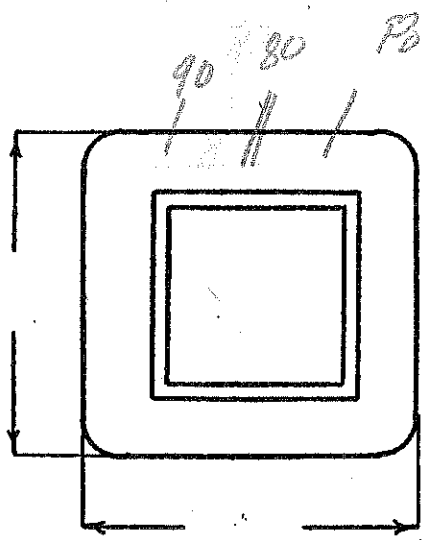
SPEC. NO. 4693

Winding	<i>Continuous</i>					
Turns	<i>520</i>	<i>230</i>				
Taps	<i>-</i>	<i>57-114-175</i>				
Wind. Lgth.	<i>1 3/4</i>	<i>-</i>				
Wire Size	<i>#23</i>	<i>#18</i>				
T. P. L.	<i>65-8</i>	<i>38-7</i>				
Finish						
Type Lead	<i>wire only</i>					
Lead Lgth.	<i>6'</i>	<i>6'</i>				
Layer Insul.	<i>50#</i>	<i>007K</i>				
Test Volt.						
Wrapper		<i>2/007GA</i>				

TUBE *7L007GK* IMPREGNATION *Varnish*

CORE *1/4 X 1* GA. *24* GRADE *D* STACK *2 X 2*

MOUNTING *in special box with nec. parts*



DESIGNED BY *JCY*

DATE *12-12-38*

$E_p - 120V$

$E_s - 1200V - 30mA$

$\frac{N}{T} = 5$

SPEC. NO. 4694

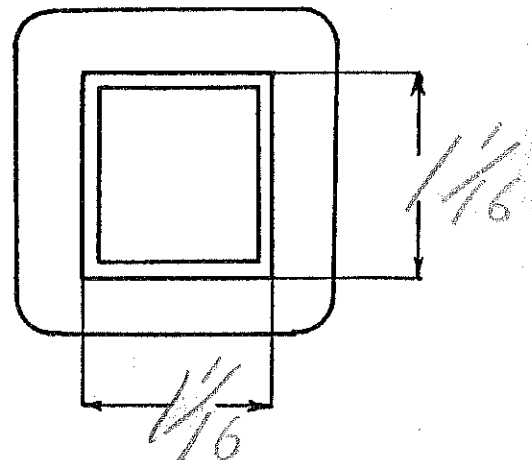

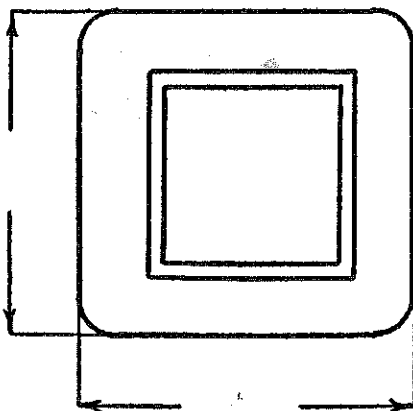
Winding	P	S				
Turns	600	1000				
Taps	-	-				
Wind. Lgth.	$\frac{15}{32}$	$\frac{15}{32}$				
Wire Size	#26	#38				
T. P. L.	25-24	99-72				
Finish		Heavy finish with mica				
Type Lead	Pr Br	Dulac				
Lead Lgth.	9"	9"				
Layer Insul.	50 [#]	double 14 [#]				
Test Volt.	1250	3500				
Wrapper	2L005GA	3L007VC 3L005GA				

TUBE 7L007 (+ 3L007VC OR SEC) IMPREGNATION Varnish

CORE 1/16 x 1/16 GA. Reapers only GRADE 1X1

MOUNTING A

Cover coils with
sand paper,
29 ga. shunts.



DESIGNED BY RCJ

S - 21/32

DATE 1-24-39

Ep-110-120

16

ES-10V-12 amp CT

3.7

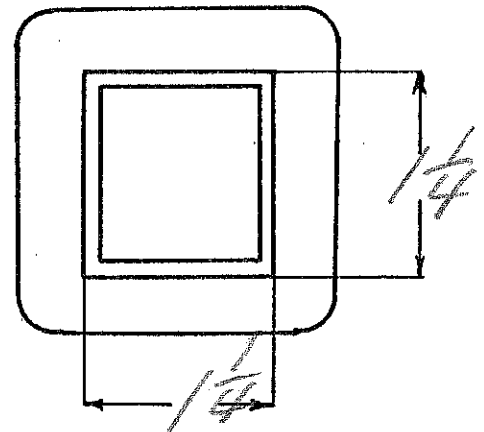

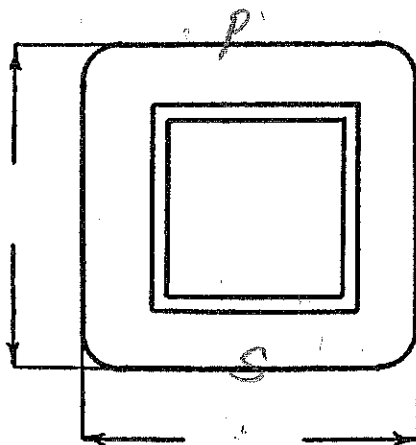
SPEC. NO. 4695

Winding	P	S				
Turns	444	43				
Taps	408	21				
Wind. Lgth.	1.75					
Wire Size	#8.1	#12				
T. P. L.	52-9	3L				
Finish						
Type Lead	W.O.	W.O.				
Lead Lgth.	3"	3"				
Layer Insul.	50#	-				
Test Volt.						
Wrapper	2007GA	3007GA				

TUBE 7L007 IMPREGNATION

CORE GA. 24 GRADE D STACK 2x2

MOUNTING BB



DESIGNED BY *bro*

DATE 1/14/39

Ep - 115V
 Es - 2500V - 400 ma

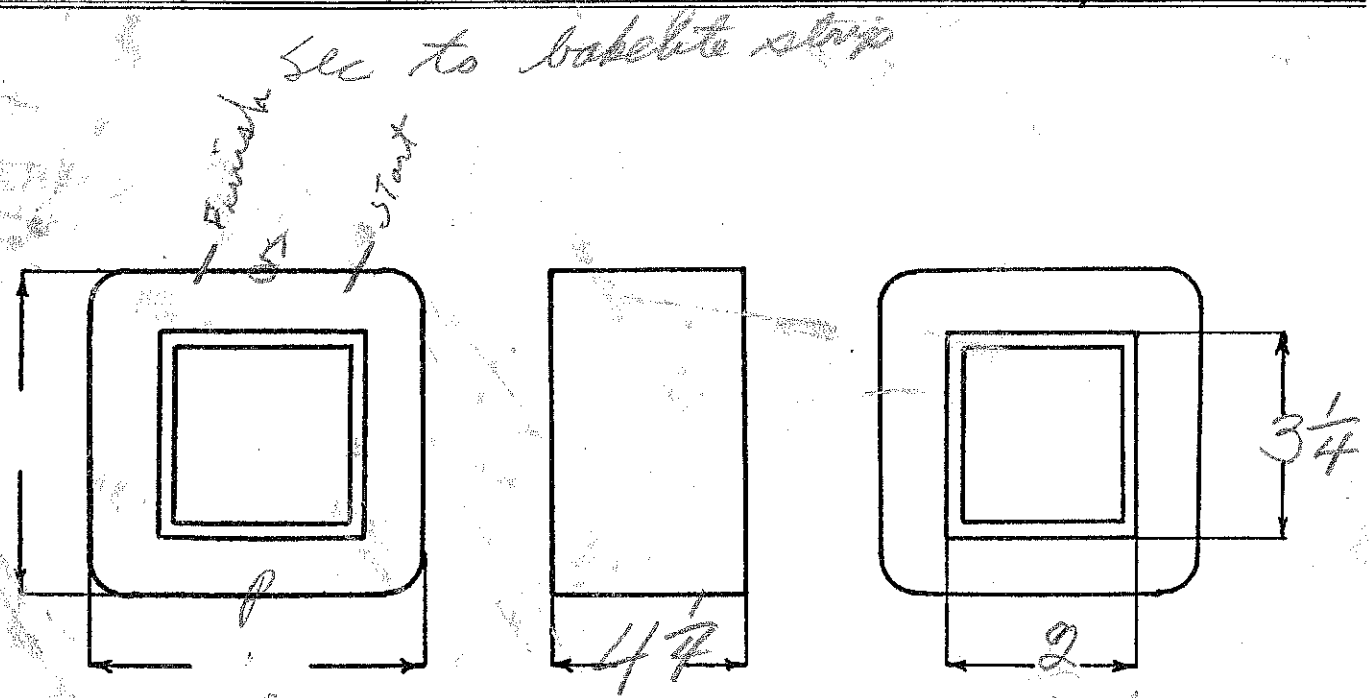
SPEC. NO. 4696

Winding	5	P				
Turns	2500	112				
Taps	—	—				
Wind. Lgth.	3 1/2					
Wire Size	#24	#10 square				
T. P. L.	148-17	4L				
Finish						
Type Lead	wire only					
Lead Lgth.	6"	6"				
Layer Insul.	double 50#	007K				
Test Volt.						
Wrapper	210156A #1007VC #10056A	310056A				

TUBE 101007+21007VC IMPREGNATION varnish

CORE GA. 24 GRADE D STACK

MOUNTING U



DESIGNED BY *Gar*

DATE 1/14/39

Ep - tapped (used)

to deliver sec - 500 - 1000 - 1500 - 2000V - 250 ma
 dc - no filter
 N/E = 1.46

SPEC. NO. 4697

Winding	Sec	Shield	CONTINUOUS			
			P1	P2		
Turns	6200	234	230	450		
Taps	3100	-	168	110		
Wind. Lgth.	3 1/16"					
Wire Size	#28	#28	#14	#18		
T. P. L.	240-26	234-1				
Finish						
Type Lead	50F WIS Dulac ETW/O.	Wire only				
Lead Lgth.						
Layer Insul.	double 40%		007K	007K		
Test Volt.	9000		1500			
Wrapper	5L007VC 3L0056A	3L0056A		3L0056A		

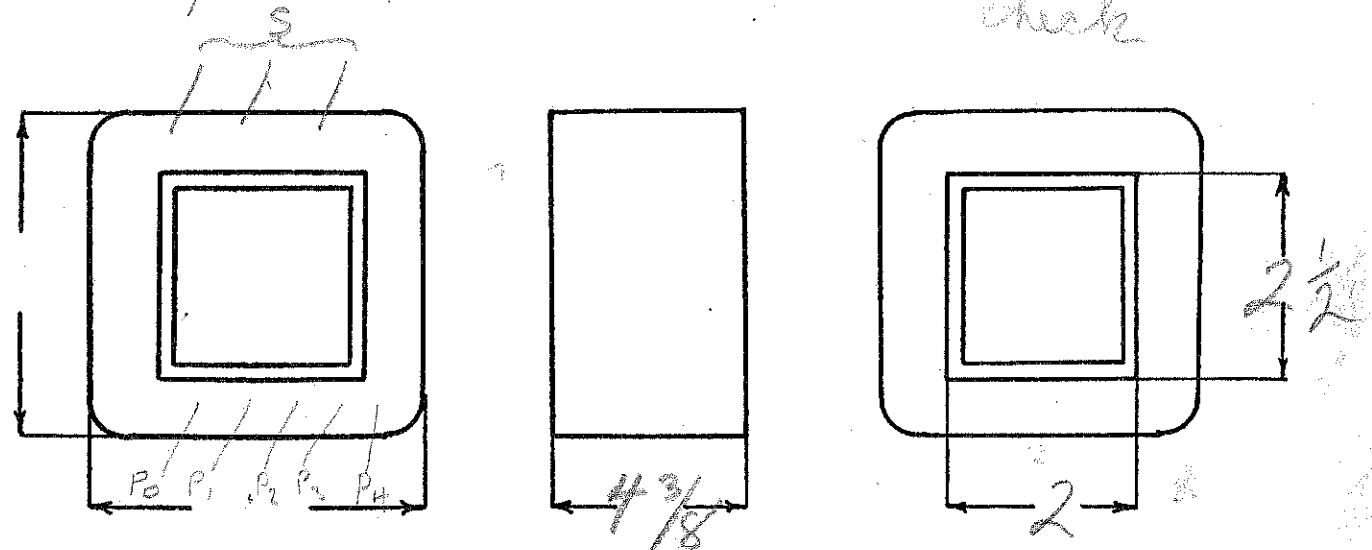
TUBE 10L997 GK
 3L007VC IMPREGNATION Varnish

CORE 2 X 2 1/2 GA. 24 GRADE D STACK 2 X 2

MOUNTING uncase

Secondary to bakelite strip
 Primary to lugs on coil

Stack too tight!
 check



DESIGNED BY JCS

DATE 1-28-39

Ep-230 V

Vee with 4390-230V wire

10 inch in original grid.

E_s - 4800V (open) - 50 ma. lamp

58 ma. a.c.

SPEC. NO. 4698-230V

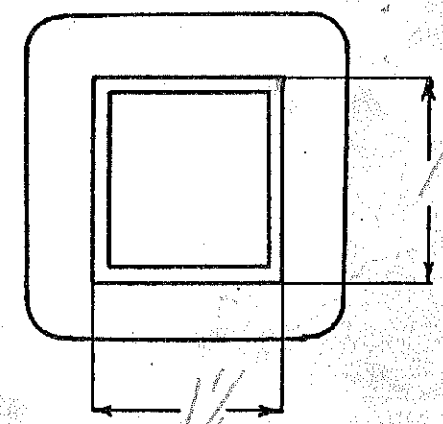

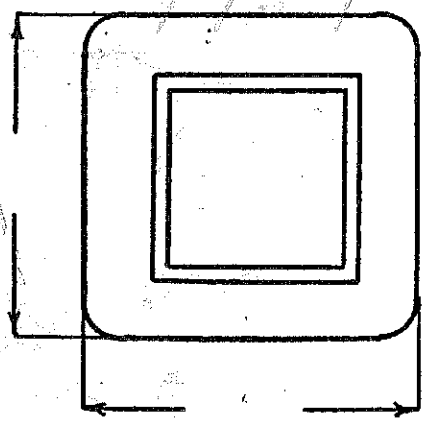
Winding	P	S				
Turns	744	15300				
Taps	-					
Wind. Lgth.	13/16	1 1/2				
Wire Size	#24	#36				
T. P. L.	34-22	348-62				
Finish						
Type Lead	W.O.	1/1 Br				
Lead Lgth.	3"	13"				
Layer Insul.	40 #	double 50 #				
Test Volt.		5000				
Wrapper	2L0056A	2L0056A				

TUBE	W-1114-107V	IMPREGNATION	Over laminated
------	-------------	--------------	----------------

CORE	Double #24	GA.	24	GRADE	D	STACK	Butt
------	------------	-----	----	-------	---	-------	------

MOUNTING *1/2" from brackets*

approx 1/4 inch to each side
 of 29 gauge .030 gap.

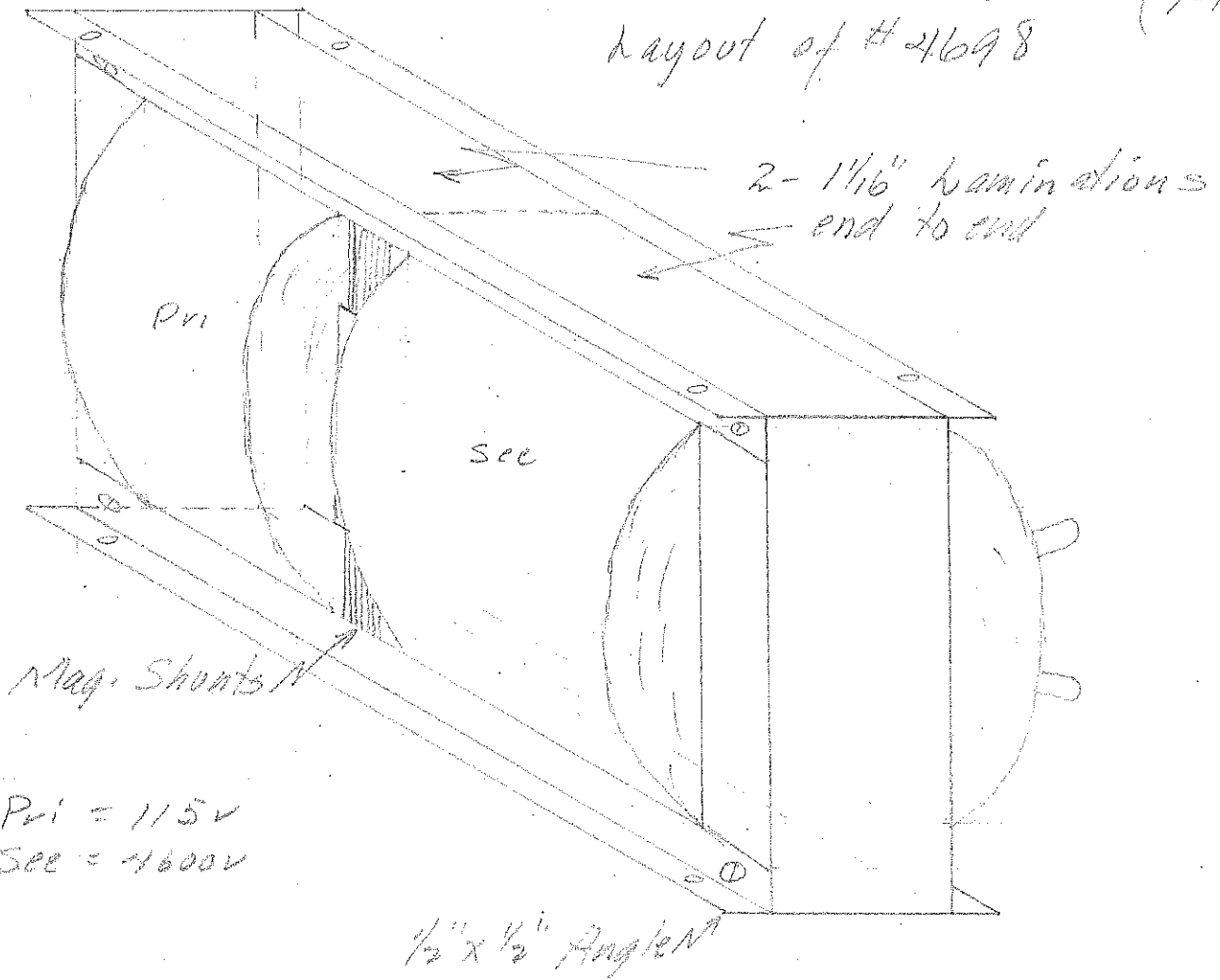


DESIGNED BY

S-2 1/8"

DATE

Notes on Rose Co Neon Transformer
Hi-Resistance Type (7-1-41)
Layout of #4698



Pri - 115V, 60W
 Sec - 7500V (open circ)
 50ma - thru lamp
 60ma - SC

Rose Co.

2 Sheds
 Sheet # 2

(Sec. Pail only)

SPEC. NO. 4698

Winding		Sec				
Turns		15,300				
Taps		-				
Wind. Lgth.		1 1/2"				
Wire Size		#36				
T. P. L.		248-62L				
Finish	Alk	91%				
Type Lead		SIL. BV				
Lead Lgth.		3"				
Layer Insul.		1L-204 5 1L-147 8				
Test Volt.		5000V				
Wrapper		4L-007 VC 2L-005 GA				

Notes: Heavy finishing over wires. Keep secondary loops in corners. Min. saddle 2" x 2"

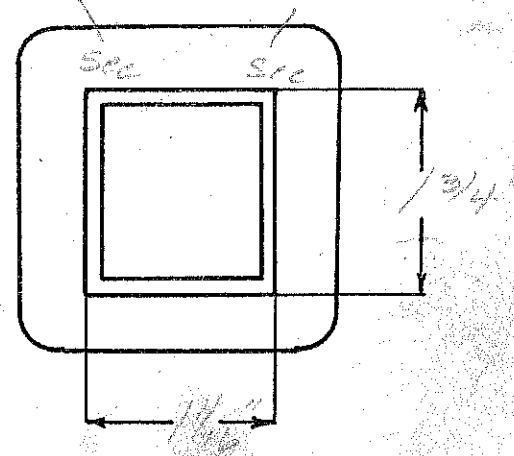

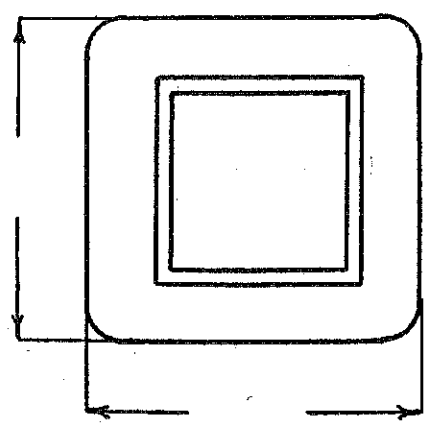
TUBE	9L-007 GK + 1L-007 VC	IMPREGNATION	Double Verul's
------	-----------------------	--------------	----------------

CORE	1 1/8" x 1 3/4" E's only	GA.	24	GRADE	D	STACK	Both
------	--------------------------	-----	----	-------	---	-------	------

MOUNTING U - Neon Tube Brackets -

$C_0 = 276 - 500$
 $F_e = 71,4 @ 60W$
 $TPV = 3.22$
 Wire Net = 0.455 (0.446")

See VA = 240
 $P_{vi} VA = 334$
 $P_{vi} I = 2.83 \text{ Amp.}$
 $T = 80 \quad \cos \theta = 90$



DESIGNED BY NBR

DATE 10-27-41

0146

Pri - 118V, 60w

Power Co

2 Sheets
Sheet #1

Sec - 4800V (open ct.)
50 ma thru lamp
60 ma S.C.

(Prim coil only)

SPEC. NO. 4698

Winding		Pri				
Turns		380				
Taps		-				
Wind. Lgth.		28/22" = 0.218				
Wire Size		#21				
T. P. L.		23-17				
Finish	Flk	95%				
Type Lead		W.O.				
Lead Lgth.		3"				
Layer Insul.		12 50#9				
Test Volt.		1250				
Wrapper		2h 005 GA				

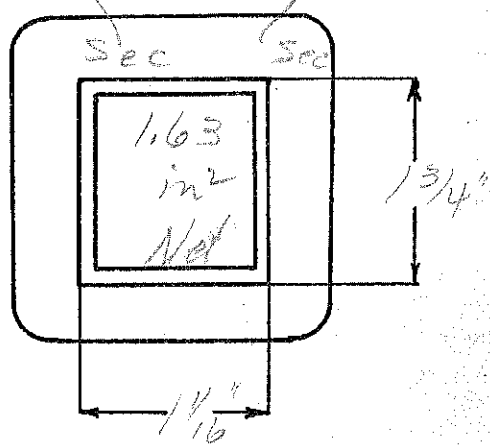
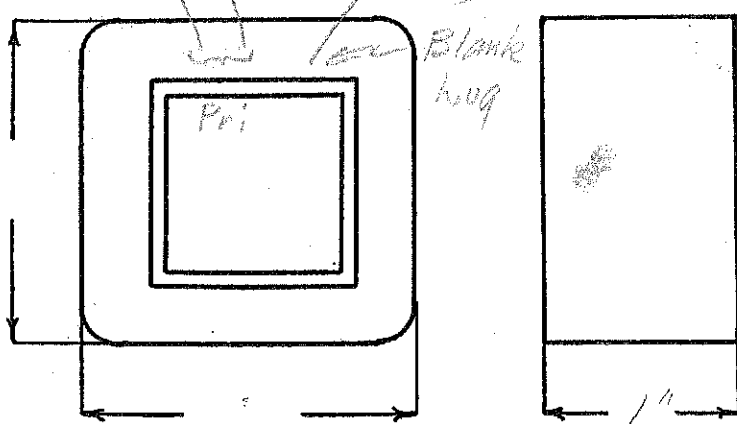
TUBE	7L-007 BK	IMPREGNATION	Double Vacuum
------	-----------	--------------	---------------

CORE	1 1/16" x 1 3/4" Fe only	GA.	24	GRADE	D	STACK	Both
------	--------------------------	-----	----	-------	---	-------	------

MOUNTING U - Neon Tube Brackets

Cu = 270-500
Fe = 71.4 @ 60w
TPV = 3.22
Wire Net = 0.503" (0.547")

Sec VA = 240
Pri VA = 334
Pri I = 2.95 Amp.
 $\eta = 90$ $\cos \theta = 90$



DESIGNED BY NWR

over

DATE 10-27-41

718V Hi
1500V @ 15ma

Secondary Coil
only

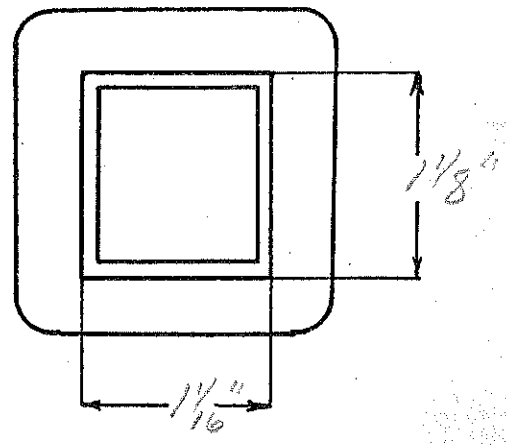

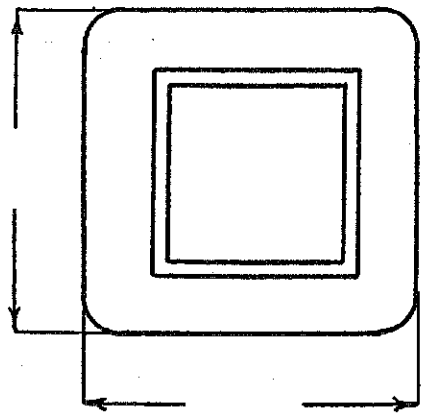
SPEC. NO. 21699

Winding		See				
Turns		8450				
Taps		—				
Wind. Lgth.		2 ³ / ₁₆ "				
Wire Size		#39				
T. P. L.		88-96				
Finish						
Type Lead		Sil. Br. - over mica				
Lead Lgth.		3"				
Layer Insul.		2L 10#6				
Test Volt.		3500				
Wrapper		7L-007VC 2L-0054A				

TUBE 7L-007GK+1L-007VC IMPREGNATION Varnish

CORE 1¹/₁₆" x 1¹/₈" E+I GA. 24 GRADE D STACK 1 X 1

MOUNTING "BB" - Note: End papers over sec. coil.



Re-DESIGNED BY HWS.

DATE 8-28-41

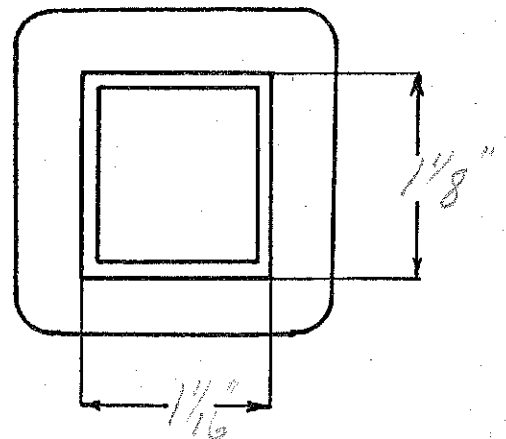

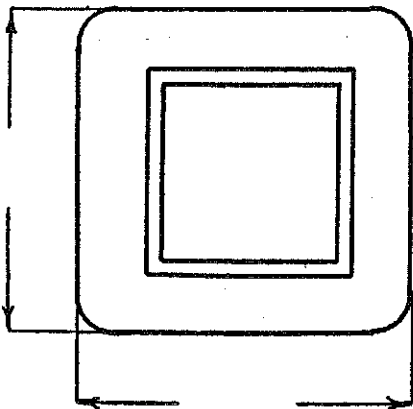
118v Pri
1500V @ 15 ma

2 Sheets
Sheet #1

Primary Coil
Only

SPEC. NO. 4699

Winding		P				
Turns		580				
Taps		—				
Wind. Lgth.		11/32"				
Wire Size		#27				
T. P. L.		20-29L				
Finish						
Type Lead		S113V.				
Lead Lgth.		3"				
Layer Insul.		1L 40-29				
Test Volt.		1250				
Wrapper		2L 005GA				
TUBE	7L-007"GR + 1L-007VC		IMPREGNATION	Varnish		
CORE	1/16" x 1/8" E+I GA. 2+		GRADE	D		
MOUNTING	"BB" -					



DESIGNED BY HWS

DATE 8-28-41